

(12) INTERNATIONAL APPLICATION PUBLISHED UNDER THE PATENT COOPERATION TREATY (PCT)

(19) World Intellectual Property Organization  
International Bureau



(43) International Publication Date  
29 March 2001 (29.03.2001)

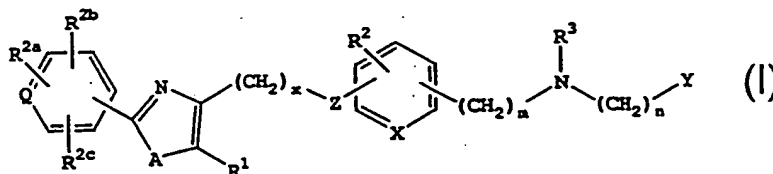
PCT

(10) International Publication Number  
WO 01/21602 A1

- (51) International Patent Classification: C07D 263/32, 263/58, 277/24, 495/04, 417/04, 413/14, 413/12, 417/12, A61K 31/421, 31/426, 31/4439, A61P 3/10, 3/06
- (74) Agents: ALGERI, Aldo, A. et al.; Bristol-Myers Squibb, P.O. Box 4000, Lawrenceville-Princeton Rd., Princeton, NJ 08543-4000 (US).
- (21) International Application Number: PCT/US00/25710
- (81) Designated States (national): AE, AG, AL, AM, AT, AU, AZ, BA, BB, BG, BR, BY, CA, CH, CN, CR, CU, CZ, DE, DK, DM, DZ, EE, ES, FI, GB, GD, GE, GH, GM, HR, HU, ID, IL, IN, IS, JP, KE, KG, KP, KR, KZ, LC, LK, LR, LS, LT, LU, LV, MA, MD, MG, MK, MN, MW, MX, NO, NZ, PL, PT, RO, RU, SD, SE, SG, SI, SK, SL, TJ, TM, TR, TT, TZ, UA, UG, US, UZ, VN, YU, ZA, ZW.
- (22) International Filing Date:  
19 September 2000 (19.09.2000)
- (84) Designated States (regional): ARIPO patent (GH, GM, KE, LS, MW, MZ, SD, SL, SZ, TZ, UG, ZW), Eurasian patent (AM, AZ, BY, KG, KZ, MD, RU, TJ, TM), European patent (AT, BE, CH, CY, DE, DK, ES, FI, FR, GB, GR, IE, IT, LU, MC, NL, PT, SE), OAPI patent (BF, BJ, CF, CG, CI, CM, GA, GN, GW, ML, MR, NE, SN, TD, TG).
- (25) Filing Language: English
- (30) Priority Data:  
60/155,400 22 September 1999 (22.09.1999) US
- (71) Applicant (for all designated States except US): BRISTOL-MYERS SQUIBB COMPANY [US/US]; P.O. Box 4000, Lawrenceville-Princeton Rd., Princeton, NJ 08543-4000 (US).
- (72) Inventors; and
- (75) Inventors/Applicants (for US only): CHENG, Peter, T., W. [CA/US]; 4221 Fieldcrest Court, Lawrenceville, NJ 08648 (US). DEVASTHALE, Pratik [CA/US]; 1012 Hunters Glen Drive, Plainsboro, NJ 08536 (US). JEON, Yoon, T. [US/US]; 28 Westminster Court, Belle Mead, NJ 08502 (US). CHEN, Sean [US/US]; 143 York Drive, Princeton, NJ 08540 (US). ZHANG, Hao [CN/US]; 7 Reid Avenue, Belle Mead, NJ 08502 (US).
- Published:  
— With international search report.  
— Before the expiration of the time limit for amending the claims and to be republished in the event of receipt of amendments.
- For two-letter codes and other abbreviations, refer to the "Guidance Notes on Codes and Abbreviations" appearing at the beginning of each regular issue of the PCT Gazette.



(54) Title: OXA- AND THIAZOLE DERIVATIVES USEFUL AS ANTIDIABETIC AND ANTI-OBESITY AGENTS



(57) Abstract: Compounds are provided which have structure (I), wherein Q is C or N; A is O or S; Z is O or a bond; X is CH or N and R<sup>1</sup>, R<sup>2a</sup>, R<sup>2b</sup>, R<sup>2c</sup>, R<sup>3</sup>, Y, x, m, and n are as defined herein, which compounds are useful as antidiabetic, hypolipidemic, and antiobesity agents.

WO 01/21602 A1

## OXA- AND THIAZOLE DERIVATIVES USEFUL AS ANTIDIABETIC AND ANTI-OBESITY AGENTS

This application takes priority from U.S.  
 5 provisional application No. 60/155,400 filed September  
 22, 1999.

Field of the Invention

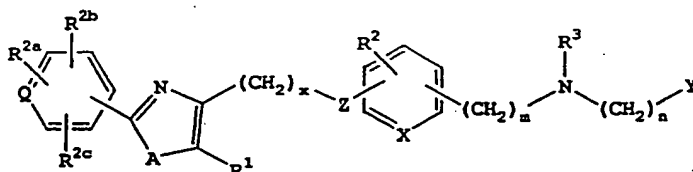
The present invention relates to novel substituted  
 10 acid derivatives which modulate blood glucose levels,  
 triglyceride levels, insulin levels and non-esterified  
 fatty acid (NEFA) levels, and thus are particularly  
 useful in the treatment of diabetes and obesity, and to a  
 method for treating diabetes, especially Type 2 diabetes,  
 15 as well as hyperglycemia, hyperinsulinemia,  
 hyperlipidemia, obesity, atherosclerosis and related  
 diseases employing such substituted acid derivatives  
 alone or in combination with another antidiabetic agent  
 and/or a hypolipidemic agent.

20

Description of the Invention

In accordance with the present invention,  
 substituted acid derivatives are provided which have the  
 structure I

25 I



wherein x is 1, 2, 3 or 4; m is 1 or 2; n is 1 or 2;

Q is C or N;

A is O or S;

30 Z is O or a bond;

R<sup>1</sup> is H or alkyl;

X is CH or N;

R<sup>2</sup> is H, alkyl, alkoxy, halogen, amino or  
 substituted amino;



arylcarbonylheteroarylalkyl, heteroaryloxyarylalkyl,  
 arylalkenylheteroarylalkyl, arylaminoarylalkyl,  
 aminocarbonylarylalkyl;

Y is  $\text{CO}_2\text{R}^4$  (where  $\text{R}^4$  is H or alkyl, or a prodrug  
 5 ester) or Y is a C-linked 1-tetrazole, a phosphinic acid  
 of the structure  $\text{P}(\text{O})(\text{OR}^{4a})\text{R}^5$ , (where  $\text{R}^{4a}$  is H or a prodrug  
 ester,  $\text{R}^5$  is alkyl or aryl) or phosphonic acid of the  
 structure  $\text{P}(\text{O})(\text{OR}^{4a})_2$ , (where  $\text{R}^{4a}$  is H or a prodrug ester);

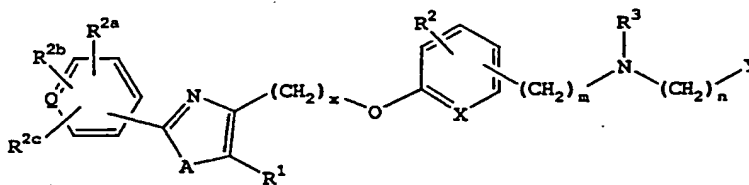
$(\text{CH}_2)_x$ ,  $(\text{CH}_2)_n$  and  $(\text{CH}_2)_m$  may be optionally  
 10 substituted with 1, 2 or 3 substituents;

including all stereoisomers thereof, prodrug  
 esters thereof, and pharmaceutically acceptable salts  
 thereof, with the proviso that

where X is CH, A is O, Q is C, Z is O, and Y is  
 15  $\text{CO}_2\text{R}^4$ , then  $\text{R}^3$  is other than H or alkyl containing 1 to 5  
 carbons in the normal chain.

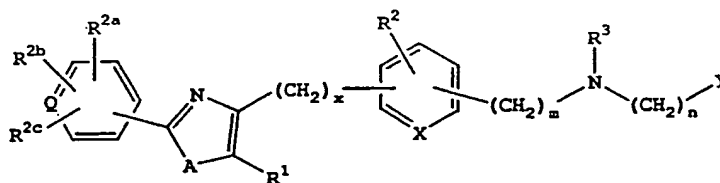
Thus, compounds of formula I of the invention may  
 have the structure

Ia



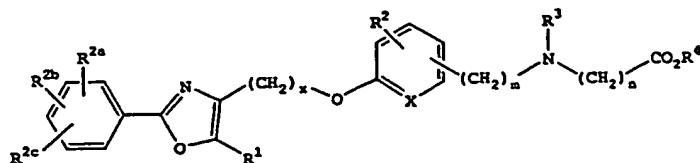
or

Ib



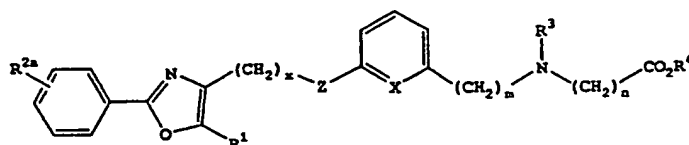
Preferred are compounds of formula I of the  
 invention having the structure

IA



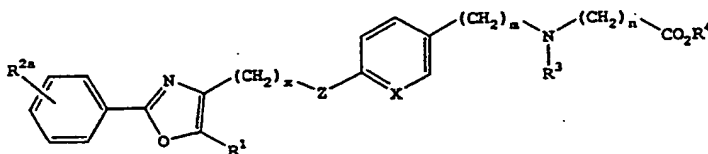
More preferred are compounds of formula I of the invention having the structures

5 IB



or

IC

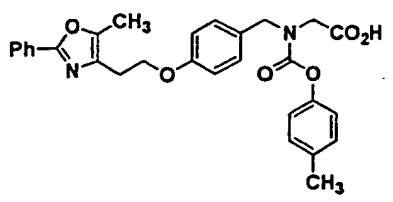
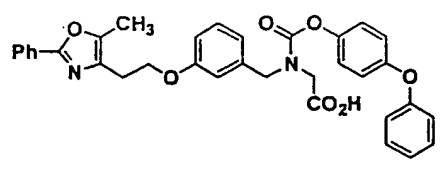
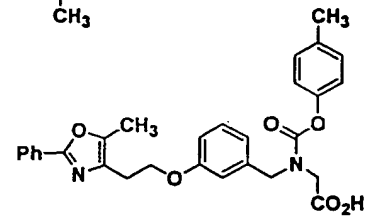
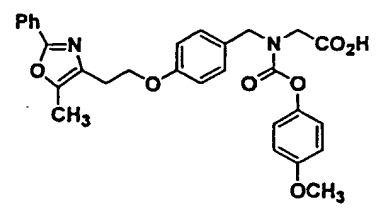
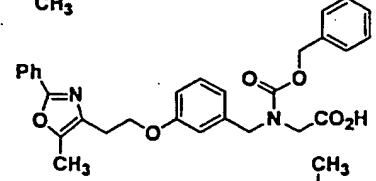
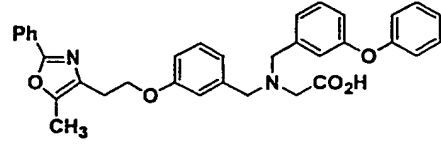
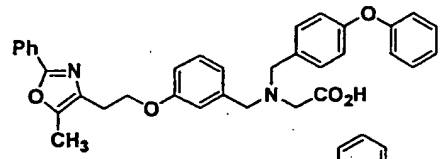
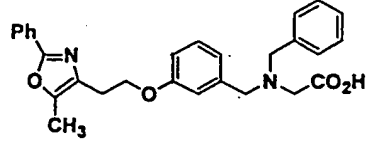
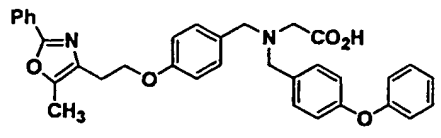
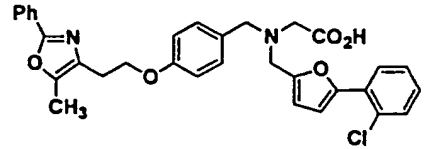
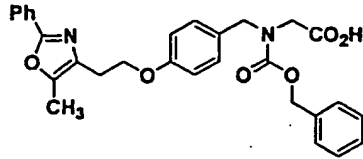


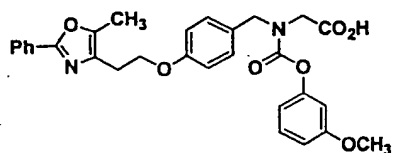
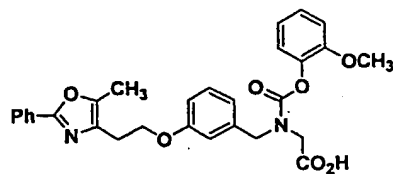
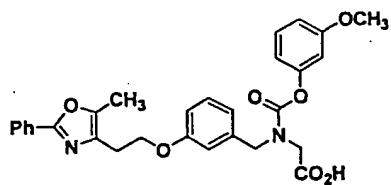
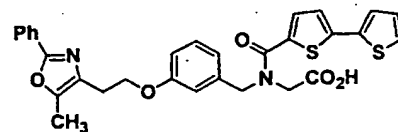
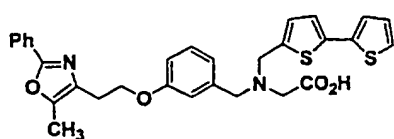
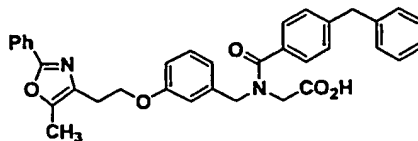
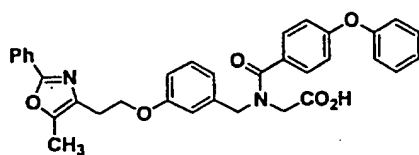
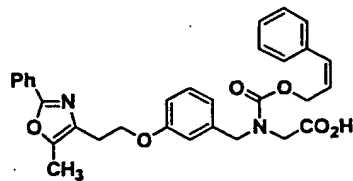
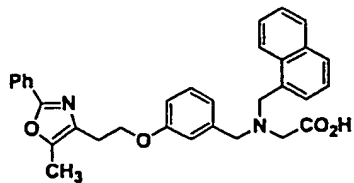
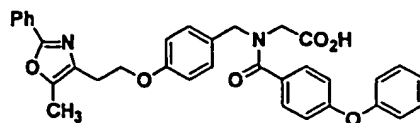
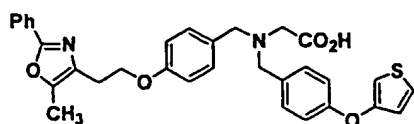
10 In the above compounds, it is most preferred that  $R^{2a}$  is alkoxy, but more preferably H, Z is a bond, but more preferably O,  $(CH_2)_x$  is  $CH_2$ ,  $(CH_2)_2$ ,  $(CH_2)_3$ , or  $\begin{matrix} CH_3 & CH_3 \\ & \diagdown & / \\ & C & \\ & / & \diagdown \\ CH_3 & & \end{matrix}$ ,  $(CH_2)_m$  is  $CH_2$ , or  $\begin{matrix} R_a \\ | \\ -CH- \end{matrix}$  (where  $R_a$  is alkyl such as methyl, or alkenyl such as  $-CH_2-CH=CH_2$  or  $-CH_2-C(=CH_2)-CH_3$

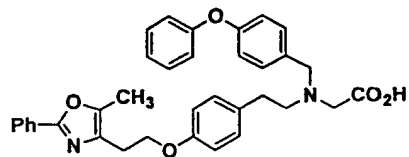
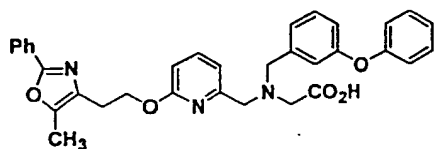
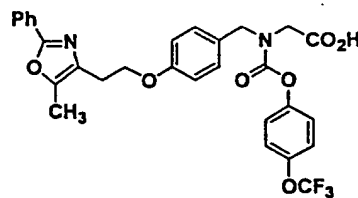
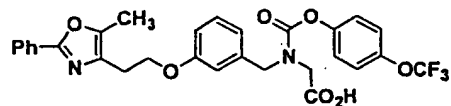
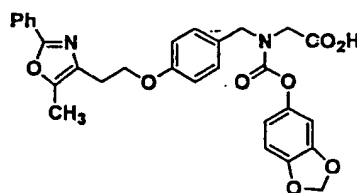
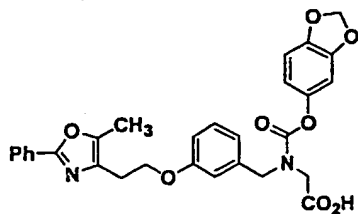
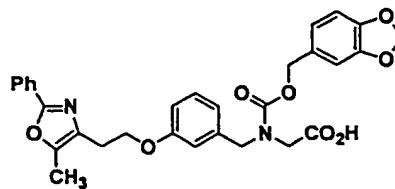
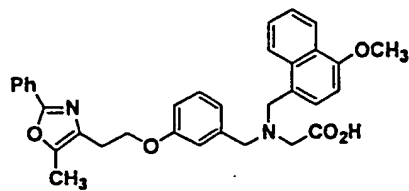
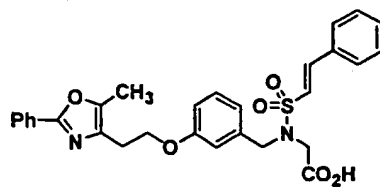
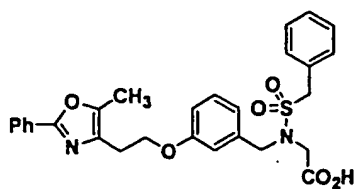
15  $\begin{matrix} CH_3 \\ | \\ -CH_2-C=CH_2 \end{matrix}$ ),  $(CH_2)_n$  is  $CH_2$ ,  $R^1$  is lower alkyl, preferably  $-CH_3$ ,  $R^2$  is H,  $R^{2a}$  is H,  $R^4$  is H, X is CH, and  $R^3$  is arylalkyloxycarbonyl, arylheteroarylalkyl, aryloxyarylalkyl, arylalkyl, aryloxycarbonyl, haloaryloxycarbonyl, alkoxyaryloxycarbonyl, alkylaryloxycarbonyl, 20 aryloxyaryloxycarbonyl, heteroaryloxyarylalkyl, heteroaryloxycarbonyl, aryloxyarylcarbonyl, arylalkenyloxycarbonyl, cycloalkylaryloxycarbonyl, arylalkylarylcarbonyl, heteroaryl-heteroarylalkyl, cycloalkyloxyaryloxycarbonyl, heteroaryl- 25 heteroarylcarbonyl, alkyloxyaryloxycarbonyl, arylalkylsulfonyl, arylalkenylsulfonyl, alkoxyarylalkyl, arylthiocarbonyl, cycloheteroalkylalkyloxycarbonyl,

cycloheteroalkyloxycarbonyl, or polyhaloalkylaryloxy-carbonyl, wherein the above preferred groups may be optionally substituted.

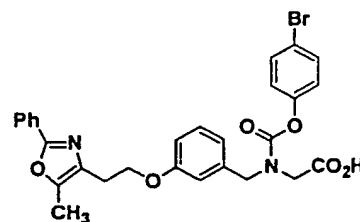
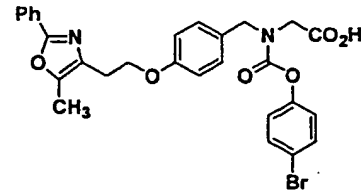
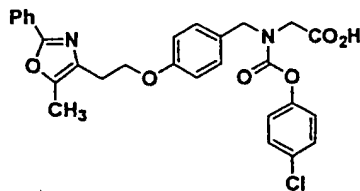
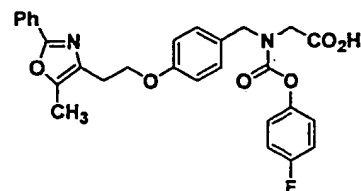
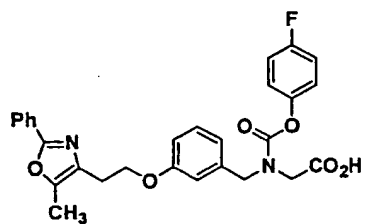
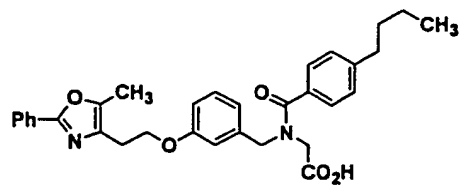
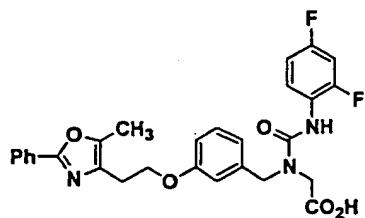
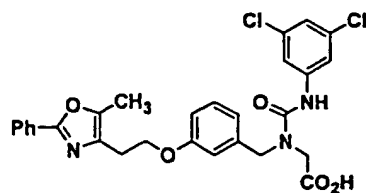
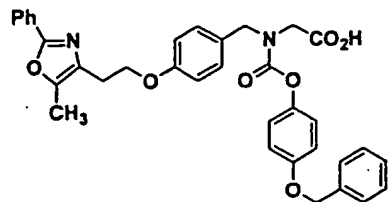
5 Preferred compounds of the invention include the following:

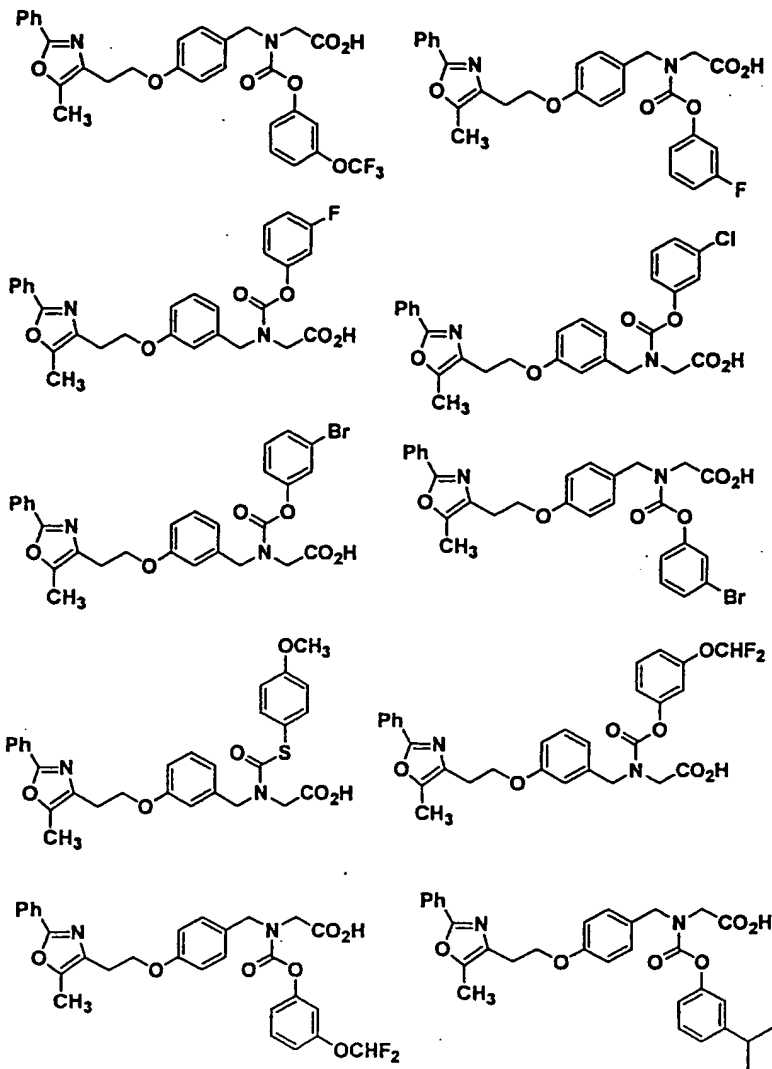


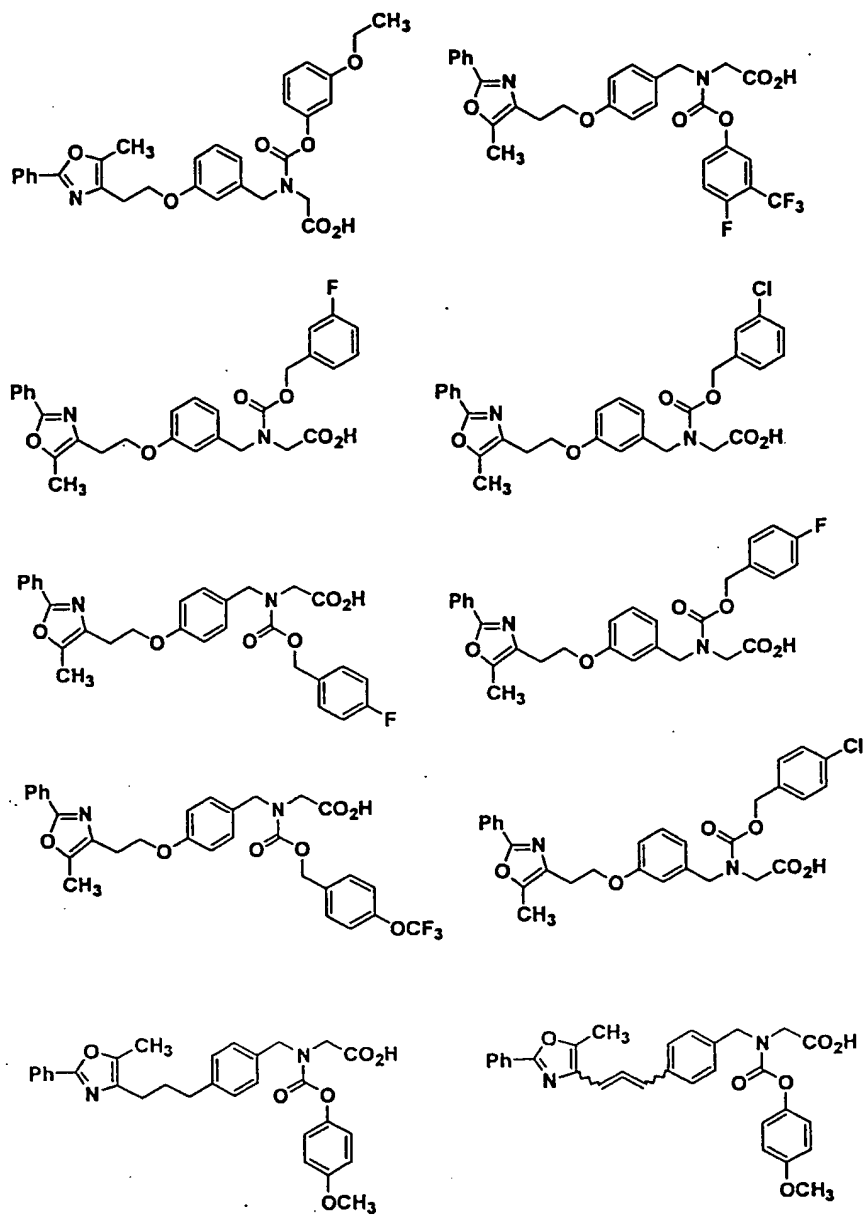


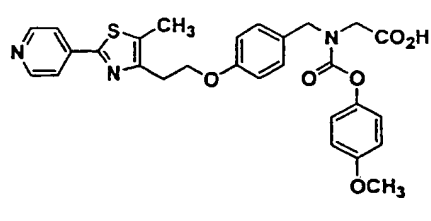
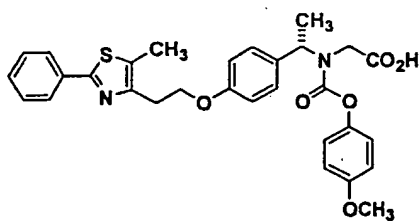
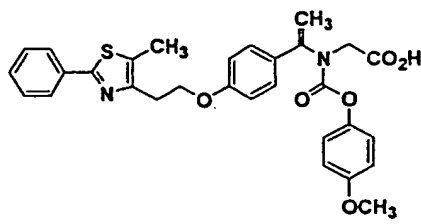
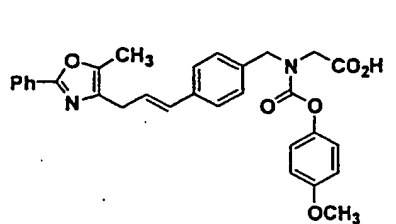
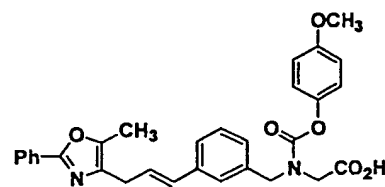
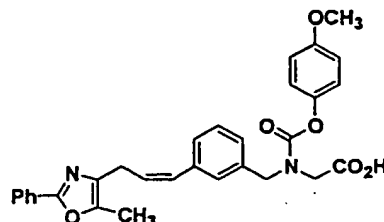
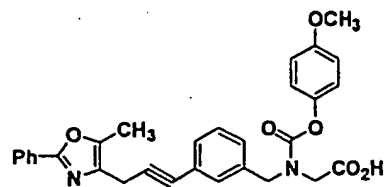
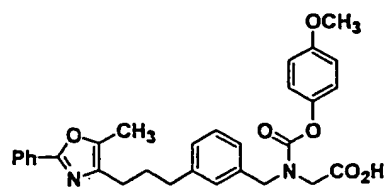
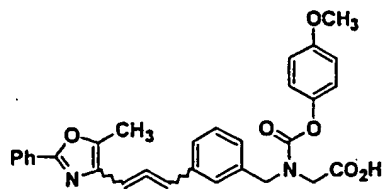




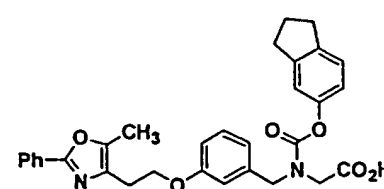
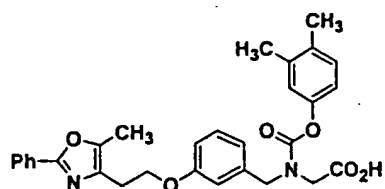


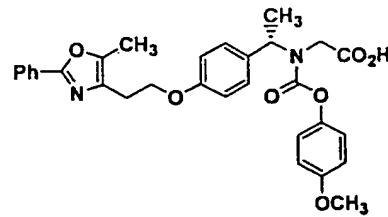
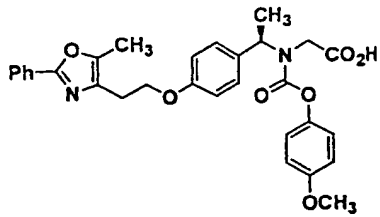
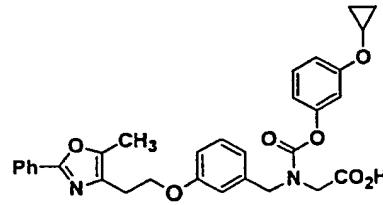
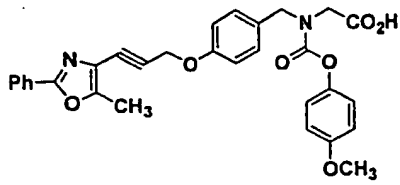
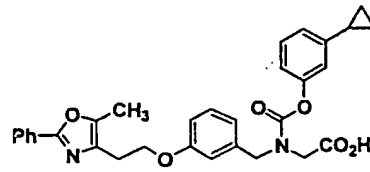
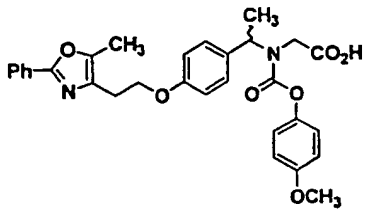
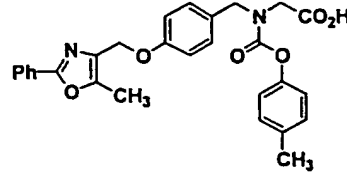
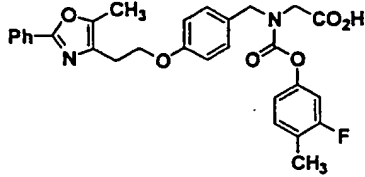
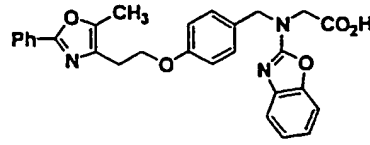
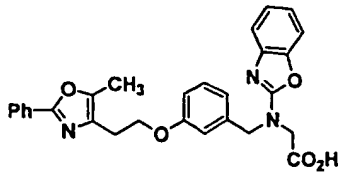


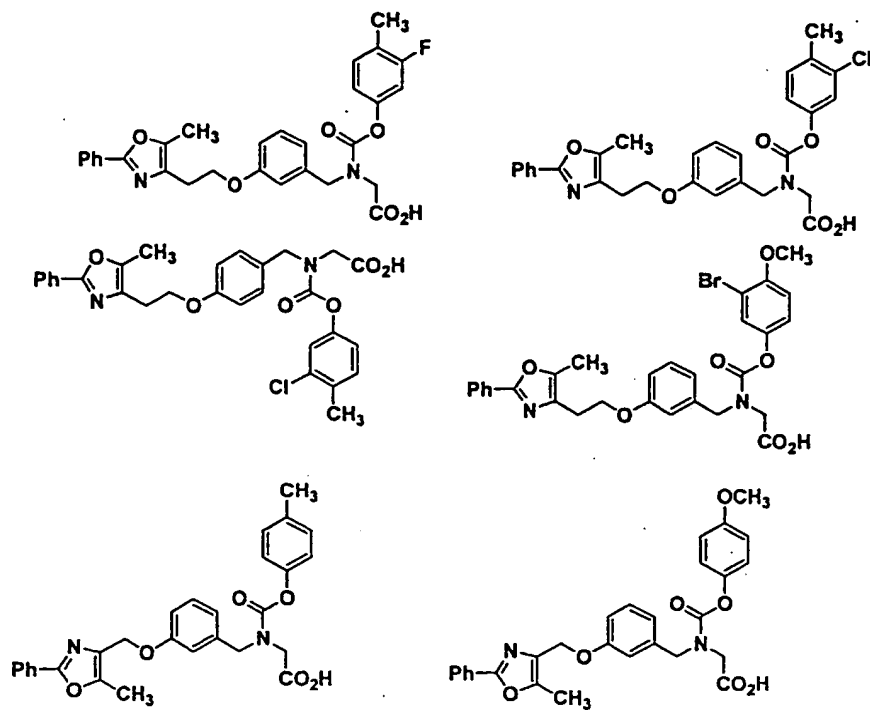




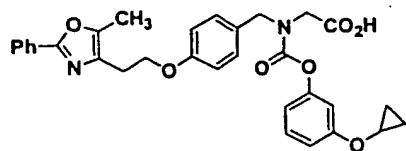
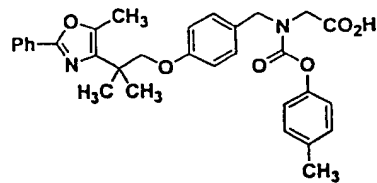
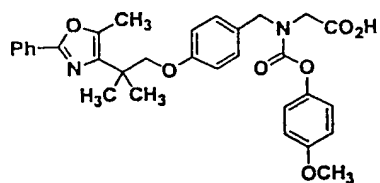
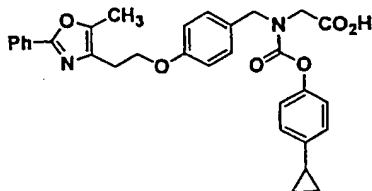
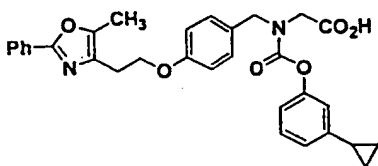
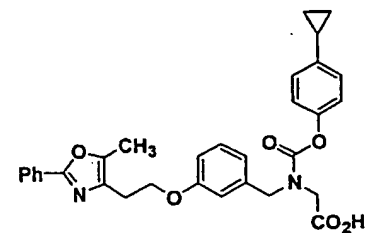
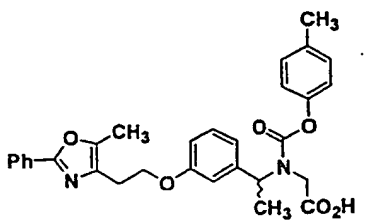
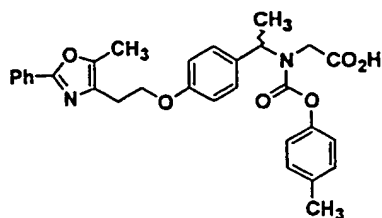
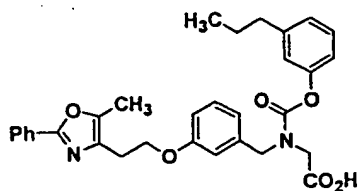
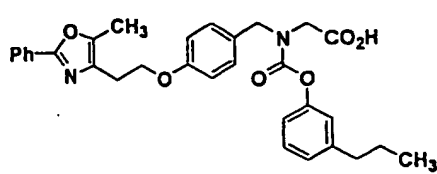
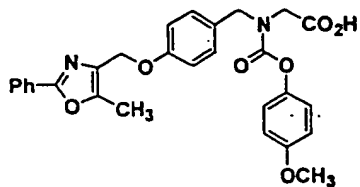
5

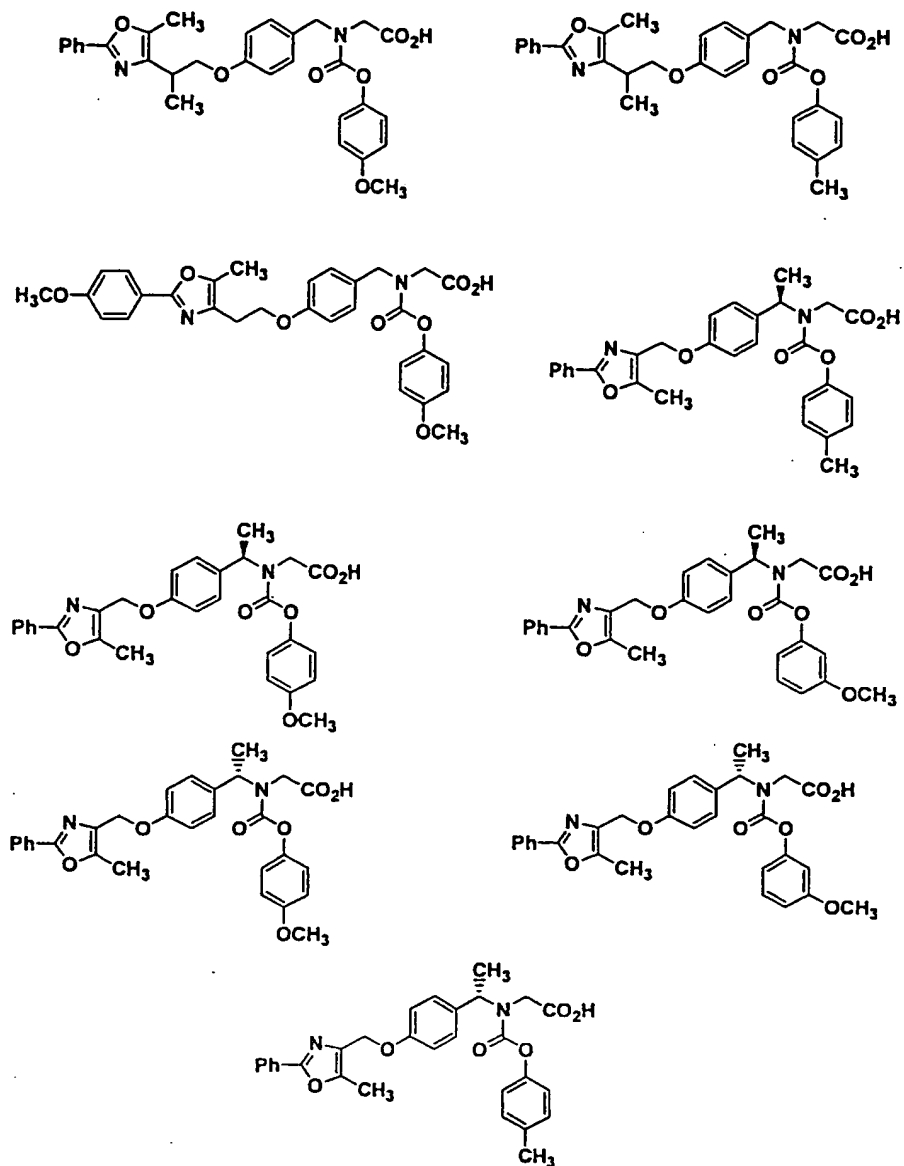






5





5

In addition, in accordance with the present invention, a method is provided for treating diabetes, especially Type 2 diabetes, and related diseases such as insulin resistance, hyperglycemia, hyperinsulinemia, elevated blood levels of fatty acids or glycerol, hyperlipidemia, obesity, hypertriglyceridemia and atherosclerosis wherein a therapeutically effective



amount of a compound of structure I is administered to a human patient in need of treatment.

In addition, in accordance with the present invention, a method is provided for treating early  
5 malignant lesions (such as ductal carcinoma in situ of the breast and lobular carcinoma in situ of the breast), premalignant lesions (such as fibroadenoma of the breast and prostatic intraepithelial neoplasia (PIN),  
liposarcomas and various other epithelial tumors  
10 (including breast, prostate, colon, ovarian, gastric and lung), irritable bowel syndrome, Crohn's disease, gastric ulceritis, and osteoporosis and proliferative diseases such as psoriasis, wherein a therapeutically effective amount of a compound of structure I is administered to a  
15 human patient in need of treatment.

In addition, in accordance with the present invention, a method is provided for treating diabetes and related diseases as defined above and hereinafter, wherein a therapeutically effective amount of a  
20 combination of a compound of structure I and another type antidiabetic agent and/or a hypolipidemic agent, is administered to a human patient in need of treatment.

In the above method of the invention, the compound of structure I will be employed in a weight ratio to the  
25 antidiabetic agent (depending upon its mode of operation) within the range from about 0.01:1 to about 100:1, preferably from about 0.5:1 to about 10:1.

#### Detailed Description of the Invention

30 The compounds of the formula I of the present invention may be prepared according to the following general synthetic schemes, as well as relevant published literature procedures that are used by one skilled in the  
35 art. Exemplary reagents and procedures for these reactions appear hereinafter and in the working Examples. Protection and deprotection in the Schemes below may be

carried out by procedures generally known in the art (see, for example, Greene, T. W. and Wuts, P. G. M., *Protecting Groups in Organic Synthesis*, 3<sup>rd</sup> Edition, 1999 [Wiley]).

5           Scheme 1 describes a general synthesis of the amino acids described in this invention. An alcohol II ( $R^5(CH_2)_xOH$ ) (of which the most favored is 2-phenyl-5-methyl-oxazole-4-ethanol) is coupled with a hydroxy aryl- or heteroaryl- aldehyde III (preferably 3- or 4-  
10 hydroxybenzaldehyde) under standard Mitsunobu reaction conditions (e.g. Mitsunobu, O., *Synthesis*, 1981, 1). The resulting aldehyde IV is then subjected to reductive amination using procedures known in the literature (e.g. Abdel-Magid et al, *J. Org. Chem.* 1996, 61, 3849) with an  
15  $\alpha$ -amino ester hydrochloride V. PG in Scheme 1 denotes a preferred carboxylic acid protecting group, such as a methyl or tert-butyl ester. The resulting secondary amino-ester VI is then subjected to a second reductive amination using methods known in the literature (e.g.  
20 Abdel-Magid et al, *J. Org. Chem.* 1996, 61, 3849) with an  $R^{3a}$  aldehyde VII. Final deprotection of the carboxylic acid ester under standard conditions known in the literature (Greene) utilizing basic conditions (for methyl esters) or acidic conditions (for tert-butyl  
25 esters) then furnishes the desired amino acid products ID.

An alternative route to the aldehyde IV is shown in Scheme 1A. The alcohol II ( $R^5(CH_2)_xOH$ ) (of which the most favored is 2-[2-phenyl-5-methyl-oxazole-4-yl]-ethanol) is  
30 treated with methanesulfonyl chloride to give the corresponding mesylate VIII. The mesylate is then alkylated under standard basic conditions with a hydroxyaryl or hydroxyheteroaryl aldehyde III to furnish the aldehyde IV.

35           An alternative route to the amino acids IF is shown in Scheme 2. The secondary amino-ester VI is deprotected under standard conditions (basic conditions if the

protecting group (PG) is methyl; acidic conditions if PG is tert-butyl) to furnish the corresponding amino acid IE. Reductive amination with an R<sup>3a</sup> aldehyde under analogous conditions as described in Scheme 1 furnishes the desired tertiary amino acid products IF.

Alternatively, as shown in Scheme 3, the tertiary amino acids IF may also be obtained by alkylation of the secondary amino-ester VI with an alkylating agent IX (with an appropriate leaving group (LG) such as halide, mesylate, or tosylate) under standard conditions known in the art followed again by standard deprotection of the carboxylic acid ester X to provide the amino acids IF.

As shown in Scheme 4, the tertiary amino acid IF may also be assembled through reductive amination first of the R<sup>3a</sup> aldehyde XI with an appropriate amine ester hydrochloride V. The resulting secondary amine-ester XII then is subjected to reductive amination with the appropriate alkyl, aryl or heteroaryl aldehyde IV (as in Scheme 1) followed by deprotection of the carboxylic acid ester to give the desired amino acid analogs IF.

For further substituted amino acids, a general synthetic scheme is shown in Scheme 5. Reductive amination of an appropriate amine XIII with an aryl or heteroaryl aldehyde XIV under standard conditions furnishes the corresponding secondary amine XV, which is then reacted with a halide-ester XVI (e.g. tert-butyl bromoacetate) to furnish the corresponding  $\alpha$ -amino ester XVII. This amine-ester XVII is then deprotected under standard conditions to provide the desired amino acid analogs IF.

The synthetic route in Scheme 5 also provides a general scheme for the synthesis of the corresponding aminophosphonic acids IFA, as illustrated in Scheme 5a. The secondary amine XV is reacted with an appropriately protected halide-phosphonate XVIIA to provide the corresponding aminophosphonate ester XVIIIA, which is then deprotected under standard conditions (Greene & Wuts) to

furnish the amino phosphonic acid IFA. Scheme 5b illustrates the synthesis of the aminophosphinic acids IFB, which again involves the reaction of an appropriately protected halide-phosphinate ester XVIB with the secondary amine XV. Deprotection of the resulting aminophosphinate ester then provides the phosphinic acid IFB.

An alternative to the sequence in Scheme 5 is shown in Scheme 6. A hydroxyaryl or heteroaryl amine XVIII is selectively protected on nitrogen to provide protected amine XIX. A preferred  $R^5(CH_2)_nOH$  (II) is then reacted with XIX under Mitsunobu conditions to provide the corresponding ether, followed by deprotection of the amine, to form the free amine XX. The free amine XX is then activated with a standard activating group (2,4-dinitrobenzenesulfonamide; T. Fukuyama et al, *Tetrahedron Lett.* 1997, 38, 5831) and is then treated with an  $\alpha$ -halo ester XVI as in Scheme 5. The 2,4 dinitrobenzenesulfonamide XXI is deprotected under literature conditions (T. Fukuyama et al, *Tetrahedron Lett.*, 1997, 38, 5831) to furnish a secondary  $\alpha$ -amino-ester XXII which is then subjected to a reductive amination with an  $R^{3a}$  aldehyde XI followed by deprotection of the ester X to furnish the desired analogs IF.

Scheme 7 describes an alternative general route to the amino acid analogs IG. A hydroxyaryl or heteroaryl aldehyde III is subjected to the usual reductive amination conditions with an appropriate amine-ester hydrochloride V. The resulting secondary amine-ester XXIII is functionalized, in this case by a second reductive amination with an  $R^{3a}$  aldehyde VII to furnish the corresponding hydroxy tertiary amine-ester XXIV. This can now undergo a Mitsunobu reaction with a preferred alcohol II ( $R^5(CH_2)_nOH$ ) which followed by deprotection of the ester XXV furnishes the desired analogs IG.

Scheme 8 describes a general synthesis of diaryl and aryl-heteroaryl-substituted amino acid analogs IH. The secondary amine-ester XXII undergoes reductive amination with an appropriately substituted formyl phenyl boronic acid XXVI under standard conditions to give the corresponding tertiary amine-ester boronic acid XXVII. The aryl boronic acid XXVII can then undergo a Suzuki coupling (e.g. conditions as described in Gibson, S. E., *Transition Metals in Organic Synthesis, A Practical Approach*, pp. 47-50, 1997) with aryl or heteroaryl halides XXVIII (especially bromides) to furnish the appropriate cross-coupling diaryl products XXIX. Deprotection of the amine-ester XXIX generates the desired amino acid analogs IH.

Scheme 9 describes a general synthesis of diaryl and aryl-heteroaryl ether-substituted amino acid analogs IJ. The tertiary amine-ester boronic acid XXVII which is described in Scheme 8 can be coupled with appropriately substituted phenols XXX under literature conditions (D. A. Evans et al, *Tetrahedron Lett.*, 1998, 39, 2937) to furnish the appropriate diaryl or aryl-heteroaryl ethers XXXI, which after deprotection afford the desired amino acid analogs IJ.

Alternatively, as shown in Scheme 10, reductive amination of the secondary amine-ester XXII with an appropriately substituted hydroxyaryl or hydroxyheteroaryl aldehyde XXXII furnishes the corresponding phenol-tertiary amine-ester XXXIII. The phenol XXXIII can then undergo coupling with appropriate aryl or heteroaryl boronic acids XXXIV under literature conditions (D. A. Evans et al, *Tetrahedron Lett.*, 1998, 39, 2937) to furnish the corresponding diaryl or arylheteroaryl ether-amino esters XXXI. The desired analogs IJ are then obtained after deprotection of the amine-ester XXXI.

Scheme 11 illustrates the synthesis of the carbamate-acid analogs IK. The secondary amine-ester

XXII can be reacted with appropriate chloroformates XXXV under standard literature conditions (optimally in  $\text{CH}_2\text{Cl}_2$  or  $\text{CHCl}_3$  in the presence of a base such as  $\text{Et}_3\text{N}$ ) to furnish the corresponding carbamate-esters. The  
5 requisite analogs IK are then obtained after deprotection of the carbamate-ester. Alternatively, the secondary amine-ester XXII can be reacted with phosgene to generate the corresponding carbamyl chloride XXXVI. This carbamyl chloride intermediate XXXVI can be reacted with  $\text{R}^{3a}\text{-OH}$   
10 (XXXVII) (optimally substituted phenols) to afford the corresponding carbamate-acids IK after deprotection.

Scheme 12 illustrates the further functionalization of aryl carbamate-acid analogs IK. The secondary amine-ester XXII is reacted with an aryl chloroformate XXXVIII  
15 (containing a protected hydroxyl group) to form XXXIX. The hydroxyl group is then selectively deprotected in the presence of the ester functionality to provide XL, then alkylated with an appropriate  $\text{R}^6\text{-LG}$  (XLI) (where LG is halide, mesylate or tosylate, and  $\text{R}^6$  is most preferably  
20  $\text{CHF}_2\text{-}$ , or  $\text{CH}_3\text{CH}_2\text{-}$ ) in the presence of base. Deprotection of the ester then furnishes the desired carbamate-acid analogs IL.

The secondary amine-ester XXIIA can be functionalized with substituted aryl or aliphatic  
25 carboxylic acids XLII, under standard peptide coupling conditions, as illustrated in Scheme 13. The amide bond-forming reactions are conducted under standard peptide coupling procedures known in the art. Optimally, the reaction is conducted in a solvent such as DMF at  $0^\circ\text{C}$  to  
30 RT using 1-ethyl-3-(3-dimethylaminopropyl) carbodiimide (EDAC or EDCI or WSC), 1-hydroxybenzotriazole (HOBT) or 1-hydroxy-7-azabenzotriazole (HOAT) and a base, for example Hunig's base (diisopropylethylamine), N-methyl morpholine or triethylamine. Deprotection of the amide-  
35 ester then furnishes the desired amide-acid analogs IM.

The secondary amine-ester XXIIA can also be reacted with aliphatic or aryl isocyanates XLIII to provide the

corresponding urea-esters. Deprotection of the urea-ester provides the desired urea-acid analogs IN, as shown in Scheme 14. Alternatively, as shown in Scheme 15, the carbamyl chloride intermediate XXXVI described in Scheme 5 11 can be reacted with appropriate aliphatic or aryl amines XLIV in the presence of a tertiary amine (e.g. Et<sub>3</sub>N) to furnish tri- or tetrasubstituted urea-acid analogs IO or IP after deprotection of the ester.

The secondary amine-ester XXIIA can also be reacted 10 with appropriate sulfonyl chlorides XLVI under standard literature conditions (optimally in the presence of a base such as pyridine, either neat or using chloroform as a co-solvent), followed by deprotection, to provide the corresponding sulfonamide-acids IQ, as shown in Scheme 15 16.


Replacement of the carboxylic acid functionality in these analogs with tetrazole can be achieved as shown in Scheme 17. An acid analog IK is coupled with an amine (containing an appropriate tetrazole protecting group) 20 XLVII (preferably 3-amino propionitrile) under standard peptide coupling conditions. The resulting secondary amide XLVIII is then subjected to a Mitsunobu reaction under standard conditions with trimethylsilyl azide (TMSN<sub>3</sub>) to form the protected tetrazole XLIX. 25 Deprotection of the cyanoethyl group is achieved preferentially in the presence of base to generate the desired free tetrazole analog IR.

Scheme 18 describes a general synthesis of the hydrazide-acid analogs IS. A substituted aryl carboxylic 30 acid 1 is treated with methanesulfonyl chloride in the presence of base; the intermediate is then reacted with a protected hydrazine-ester VA to give the corresponding acylated hydrazine 1a (ref: *Synthesis*, 1989, 745-747). The acylhydrazine 1a is coupled with an appropriately 35 substituted aryl aldehyde IV under reductive amination conditions to give the corresponding protected hydrazide ester 3 (ref: *Can. J. Chem.*, 1998, 76, 1180-1187).

Deprotection of the ester 3 then furnishes the hydrazide-acid analogs IS.

An alternative synthetic approach to hydrazide-acids IS is shown in Scheme 19. An aryl aldehyde IV can  
5 be reduced to the corresponding alcohol under standard conditions (e.g.  $\text{NaBH}_4$ ). This alcohol is then converted to the corresponding bromide 4 using standard conditions (e.g.  $\text{Ph}_3\text{P/CBr}_4$  or  $\text{PBr}_3$ ). The bromide 4 is then reacted  
10 with the hydrazine-ester 1a (ref: *Tetrahedron Lett.*, 1993, 34, 207-210) to furnish the protected hydrazide-ester 3, which is then deprotected to give the hydrazide-acid analogs IS.

The different approaches to the preparation of the  $\alpha$ -alkylbenzyl amino acid and carbamate-acid analogs IT  
15 and IU are exemplified in the following synthetic schemes. In Scheme 20 an appropriately substituted aryl aldehyde IV is treated with a suitable organometallic reagent (e.g. a Grignard reagent  $\text{R}^{10}\text{MgBr}$ ) under standard conditions to give the corresponding secondary alcohol,  
20 which is then oxidized under standard conditions (e.g. Swern oxidation with  $(\text{COCl})_2/\text{DMSO}/\text{Et}_3\text{N}$  or using pyridinium chlorochromate) to give the corresponding ketone 5. Reductive amination of the ketone 5 with an appropriately substituted amino-ester 6 provides the corresponding  $\alpha$ -  
25  $\alpha$ -alkylbenzyl amino-ester 7. It will be understood that in

the amino ester 6, the moiety  does not necessarily represent two repeating units.

Acylation of amino-ester 7 with an appropriately substituted aryl or heteroaryl chloroformate XXXV  
30 followed by deprotection provides the racemic carbamate-acid analogs IT. Reductive amination of  $\alpha$ -alkylbenzyl amino-ester 7 with aryl aldehyde VII followed by deprotection provides the racemic amino-acid analogs IU.

Alternatively, as shown in Scheme 21, asymmetric  
35 reduction (e.g. using the Corey oxazaborolidine reduction protocol; review: E. J. Corey & C. Helal, *Angew. Chem.*



Int. Ed. Engl., 1998, 37, 1986-2012.) of the aryl-ketone 5 provides each of the desired enantiomeric alcohols 8 (although only one enantiomer is represented in the scheme). Treatment of the chiral alcohol 8 with azide in a Mitsunobu-like reaction (ref: A. S. Thompson et. al., *J. Org. Chem.* 1993, 58, 5886-5888) gives the corresponding chiral azide (with inverted stereochemistry from the starting alcohol). The azide is then converted to the amine 9 by standard reduction methods (e.g. hydrogenation or  $\text{Ph}_3\text{P}/\text{THF}/\text{H}_2\text{O}$ ). Treatment of the chiral amine 9 with an ester XVIA (containing an appropriate leaving group) provides the secondary amino-ester 10. Acylation of amino-ester 10 with an aryl or heteroaryl chloroformate XXXV followed by deprotection provides the chiral carbamate-acid analogs ITa (which may be either enantiomer depending upon the stereochemistry of 8). Reductive amination of alkyl amino-ester 10 with aryl aldehydes VII followed by deprotection provides the chiral amino-acid analogs IUa (which may be either enantiomer depending upon the stereochemistry of 8).

An alternative to Scheme 21 is shown in Scheme 22. An appropriately protected oxyaryl ketone 11 undergoes asymmetric reduction to give the chiral alcohol 12. This is converted to the chiral amine 13 via the identical sequence as in Scheme 21 (via the chiral azide). Treatment of the chiral amine 13 with an ester XVIA (LG = halogen or mesylate) gives the corresponding secondary amino-ester 14. Acylation of 14 with an aryl or heteroaryl chloroformate XXXV provides the corresponding carbamate-ester. Selective deprotection furnishes the free phenol carbamate-ester 15. Alkylation of the phenol 15 with a halide or mesylate VIII followed by deprotection provides the carbamate-acid analogs ITa. An analogous sequence (involving reductive amination of the secondary amino-ester 14 with an aryl or heteroaryl aldehyde VII, then selective deprotection, alkylation

with VIII and a final deprotection) provides the amino acid analogs IUa.

It will be appreciated that either the (R)- or (S)- enantiomer of ITa or IUa may be synthesized in Schemes 21 and 22, depending upon the chirality of the reducing agent employed.

A fourth synthetic sequence is shown in Scheme 23. The substituted aldehyde IV is condensed with an amino-ester hydrochloride 6 to give the corresponding imine 16, which is then treated in situ with an appropriately substituted allylic halide 17 in the presence of indium metal (reference: Loh, T.-P., et al., *Tetrahedron Lett.*, 1997, 38, 865-868) to give the  $\alpha$ -allyl benzyl amino-ester 18. Acylation of amine 18 with an aryl or heteroaryl chloroformate XXXV followed by deprotection provides the carbamate-acid analogs Iv. Reductive amination of alkyl amino-ester 18 with an aryl or heteroaryl aldehyde VII followed by deprotection provides the amino-acid analogs IW.

Scheme 24 shows the preparation of the required intermediate 2-aryl-5-methyl-oxazol-4-yl methyl chloride 21 (following the general procedure described in Malamas, M. S., et al, *J. Med. Chem.*, 1996, 39, 237-245). A substituted aryl aldehyde 19 is condensed with butane-2,3-dione mono-oxime under acidic conditions to give the corresponding oxazole N-oxide 20. Deoxygenation of the oxazole N-oxide 20 with concomitant chlorination furnishes the desired chloromethyl aryl-oxazoles 21. Hydrolysis of chloromethyl oxazole 21 under basic conditions furnishes the corresponding oxazole-methanol 22. Oxidation of alcohol 22 to the corresponding aldehyde is followed by conversion to the corresponding dibromoalkene 23 (e.g.  $\text{Ph}_3\text{P/CBr}_4$ ). The dibromide 23 is converted to the corresponding alkynyl-lithium species (using an organolithium reagent such as n-BuLi), which can be reacted in situ with an appropriate electrophile such as formaldehyde to give the corresponding acetylenic

alcohol (ref: Corey, E. J., et al., *Tetrahedron Lett.* 1972, 3769, or Gangakhedkar, K. K., *Synth. Commun.* 1996, 26, 1887-1896). This alcohol can then be converted to the corresponding mesylate 24 and alkylated with an appropriate phenol 25 to provide analogs IX. Further stereoselective reduction (e.g. H<sub>2</sub>/Lindlar's catalyst) provides the E- or Z- alkenyl analogs IY.

Scheme 25 describes a general synthesis of the amino-benzoxazole analogs IZ (general ref: Sato, Y., et al, *J. Med. Chem.* 1998, 41, 3015-3021). An appropriately substituted ortho-aminophenol 26 is treated with CS<sub>2</sub> in the presence of base to furnish the corresponding mercapto-benzoxazole 27. Treatment of this thiol 27 with an appropriate chlorinating agent (e.g. PCl<sub>5</sub>) provides the key intermediate chlorobenzoxazole 28, which is reacted with the secondary amino-ester VI to furnish, after deprotection, the amino benzoxazole-acid analogs IZ.

The thiazole analogs IZa were synthesized according to the general synthetic route outlined in Scheme 26 (ref. Collins, J. L., et al., *J. Med. Chem.* 1998, 41, 5037). The secondary amino-ester XXIII is reacted with an aryl or heteroaryl chloroformate XXXV in the presence of an appropriate base (e.g. pyridine or triethylamine) to furnish the corresponding hydroxyaryl carbamate-ester 29. The hydroxyaryl ester 29 is then reacted with an appropriately substituted  $\alpha$ -bromo vinyl ketone 29a (for S<sub>1</sub> = CH<sub>3</sub>, e.g. Weyerstahl, P., et. al., *Flavour Fragr. J.*, 1998, 13, 177 or Sokolov, N. A., et al., *Zh. Org. Khim.*, 1980, 16, 281-283) in the presence of an appropriate base (e.g. K<sub>2</sub>CO<sub>3</sub>) to give the corresponding Michael reaction adduct, the  $\alpha$ -bromoketone carbamate-ester 30. The  $\alpha$ -bromoketone 30 is then subjected to a condensation reaction with an appropriately substituted aryl amide 31 (A = O) or aryl thioamide 31 (A = S) to furnish either the corresponding oxazole (from the amide) or the thiazole (from the thioamide) (ref: Malamas, M. S., et al, *J. Med. Chem.*, 1996, 39, 237-245). Finally,

deprotection of esters 31 then provides the substituted oxazole and thiazole carbamate acid analogs IZa.

It will be appreciated that in the following schemes where the carbamate-acid analogs are prepared, the corresponding amino acid analogs may also be prepared by replacing the chloroformate reaction with an aldehyde in a reductive amination reaction (as in Scheme 20 with intermediate amine 7).

Scheme 27 describes a general synthesis of the acids IZb and IZc. A halo-substituted aryl aldehyde 32 (preferably iodide or bromide) is subjected to reductive amination using procedures known in the literature (e.g. Abdel-Magid et al, *J. Org. Chem.* 1996, 61, 3849) with an  $\alpha$ -amino acid ester hydrochloride V. The resulting secondary amino-ester 33 is then reacted with an aryl or heteroaryl chloroformate XXXV in the presence of an appropriate base (e.g. pyridine or triethylamine) to furnish the corresponding halo-aryl carbamate-ester 34. Aryl halide 34 is then reacted with an appropriate aryl- or heteroaryl-substituted acetylene 35 (the preferred acetylene being 5-phenyl-2-methyl-oxazol-4-yl-methylacetylene) in the presence of an appropriate palladium catalyst (e.g.  $(\text{Ph}_3\text{P})_2\text{PdCl}_2$ ) and a copper (I) salt (e.g. CuI) in a Sonogashira coupling reaction (ref: Organocopper Reagents, a Practical Approach, R. J. K. Taylor, Ed., Chapter 10, pp 217-236, Campbell, I. B., Oxford University Press, 1994) to furnish the key intermediate, arylacetylene carbamate ester 36.

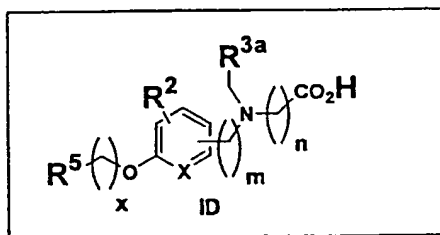
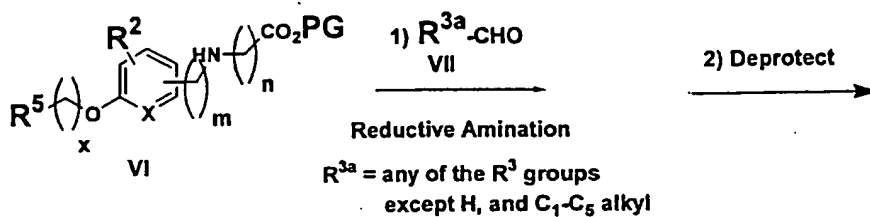
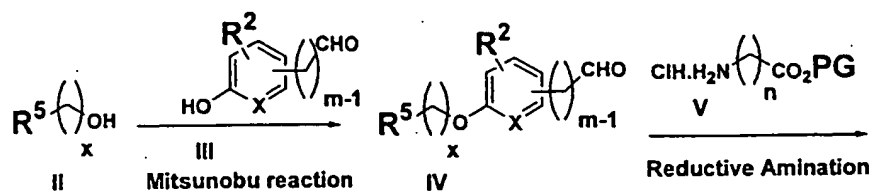
The arylacetylene ester 36 is deprotected to provide the corresponding arylacetylene acid analogs IZb. The acetylene moiety of 36 can be reduced by standard methods (e.g. hydrogenation, ref: M. Hudlicky, *Reductions in Organic Chemistry*, 2<sup>nd</sup> Edition, ACS, 1996, Chapter 1) to furnish the corresponding fully saturated alkyl aryl carbamate ester, which is then deprotected to give the alkyl aryl carbamate acid analogs IZc.

Stereoselective reduction of the acetylene ester 36 by standard methods (e.g. Lindlar's catalyst; ref: Preparation of Alkenes, A Practical Approach, J. J. Williams, Ed., Chapter 6, pp 117-136, Oxford University Press, 1996) can be achieved to provide the corresponding cis-alkenyl aryl carbamate-ester, which is then deprotected to furnish the Z-alkenyl aryl carbamate acid analogs IZd (Scheme 28). Alternatively, this sequence can be reversed, i.e. the initial step being the deprotection of acetylenic ester 36 to the acetylenic acid, followed by stereoselective reduction of the acetylene moiety to provide the Z-alkene-acid analogs IZd.

The corresponding trans-alkenyl aryl carbamate acids IZe can be synthesized according to the general route in Scheme 29. An aryl- or heteroaryl-acetylene 35 (the preferred moiety again being 5-phenyl-2-methyl-oxazol-4-yl-methylacetylene) is halogenated under standard conditions (ref: Boden, C. D. J. et al., *J. Chem. Soc. Perkin Trans. I*, 1996, 2417; or Lu, W. et al., *Tetrahedron Lett.* 1998, 39, 9521) to give the corresponding halo-acetylene, which is then converted to the corresponding trans-alkenyl stannane 37 (ref: Boden, C. D. J., *J. Chem. Soc., Perkin Trans. I*, 1996, 2417). This aryl- or heteroaryl-substituted trans-alkenyl stannane 37 is then coupled with the halo-aryl carbamate ester 34 under standard Stille coupling conditions (ref: Farina, V. et al., "The Stille Reaction", *Organic Reactions*, 1997, 50, 1) to furnish the corresponding trans-alkenyl aryl carbamate ester 38. This carbamate-ester is then deprotected under standard conditions to give the desired trans-alkenyl aryl carbamate acid analogs IZe.

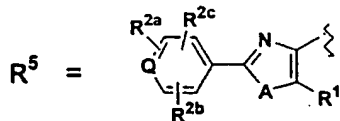
The corresponding cyclopropyl analogs IZf and IZg are synthesized according to Scheme 30. For the cis- or (Z-) cyclopropyl analogs, stereoselective reduction ( $H_2$ /Lindlar's catalyst) of the alkynyl moiety of intermediate

alknyl ester 36 (as for analogs IZd), followed by  
cyclopropanation under standard conditions (Zhao, Y., et  
al, *J. Org. Chem.* 1995, 60, 5236-5242) and finally  
deprotection provides the cis-cyclopropyl carbamate-acid  
5 analogs IZf. For the trans-cyclopropyl analogs IF,  
analogous cyclopropanation of the E-alkene moiety of  
intermediate 38 followed by deprotection provides the  
trans-cyclopropyl carbamate-acid analogs IZg.

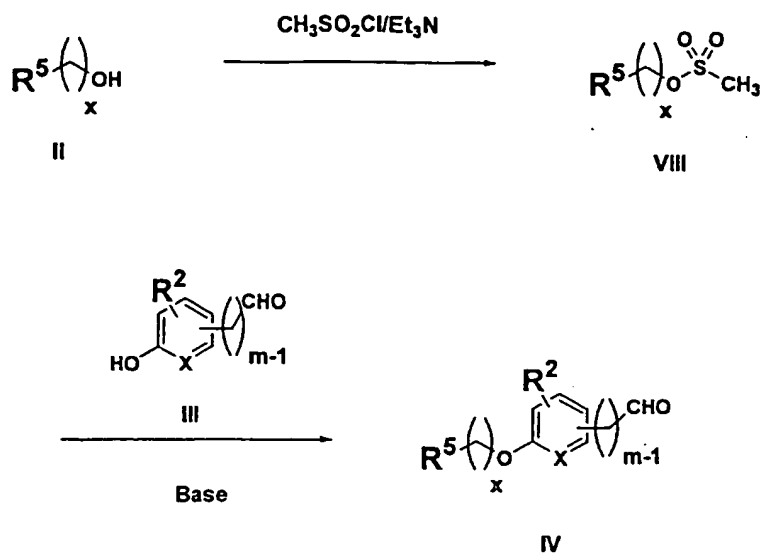


Scheme 1

In this and the following Reaction Schemes:

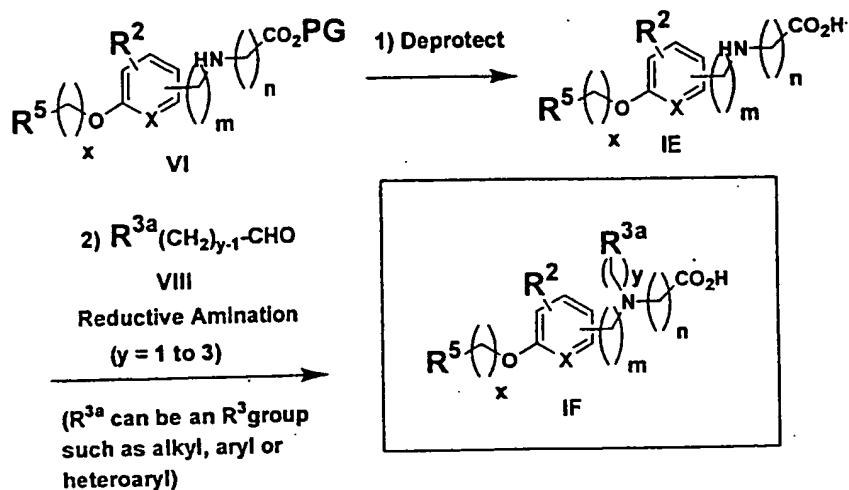


## Alternative Scheme 1A for Preparing Aldehyde IV

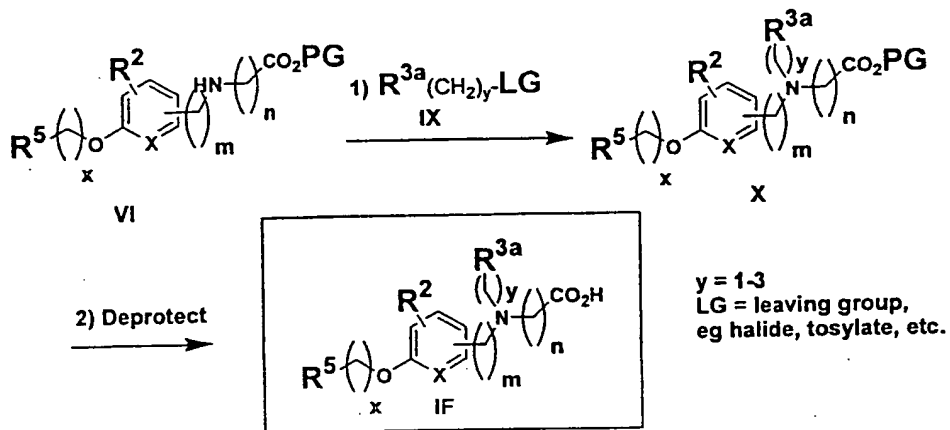


SCHEME 1A

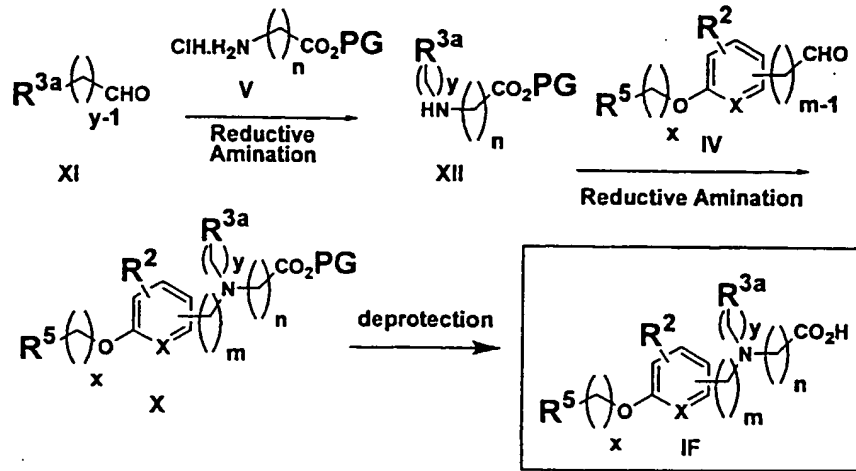




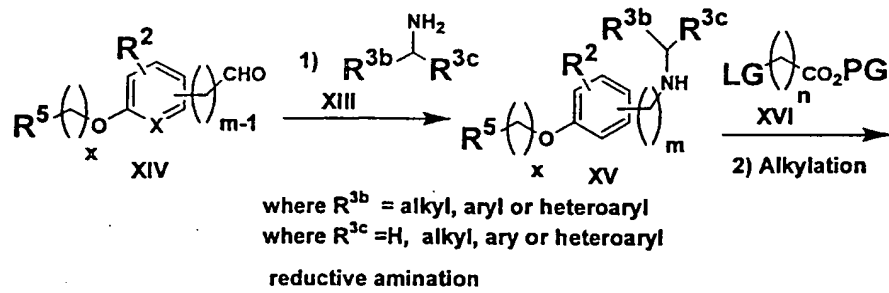
Scheme 2



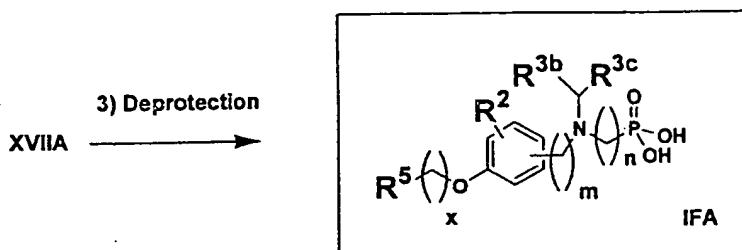
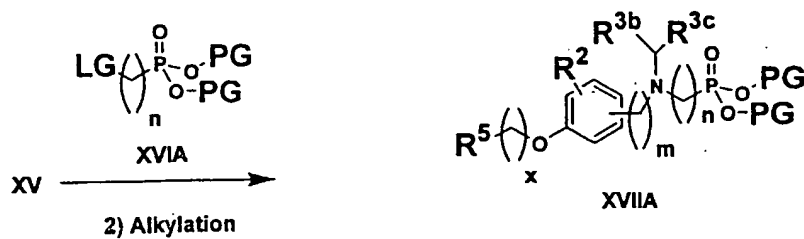
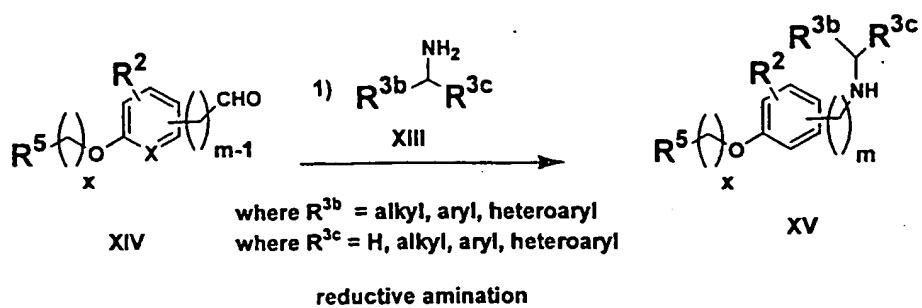
Scheme 3



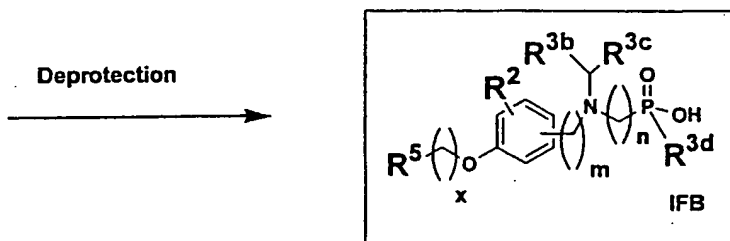
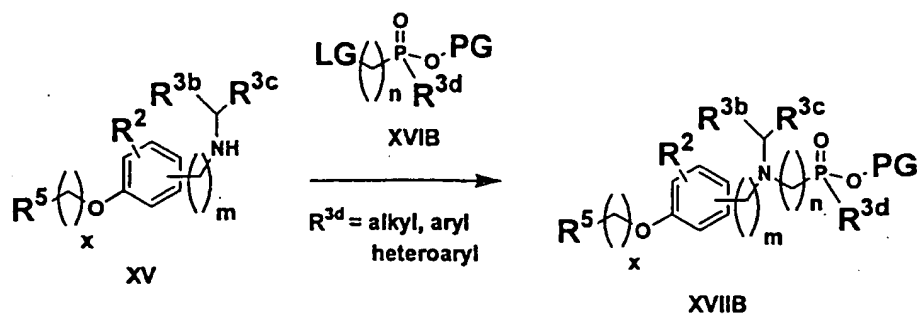
Scheme 4



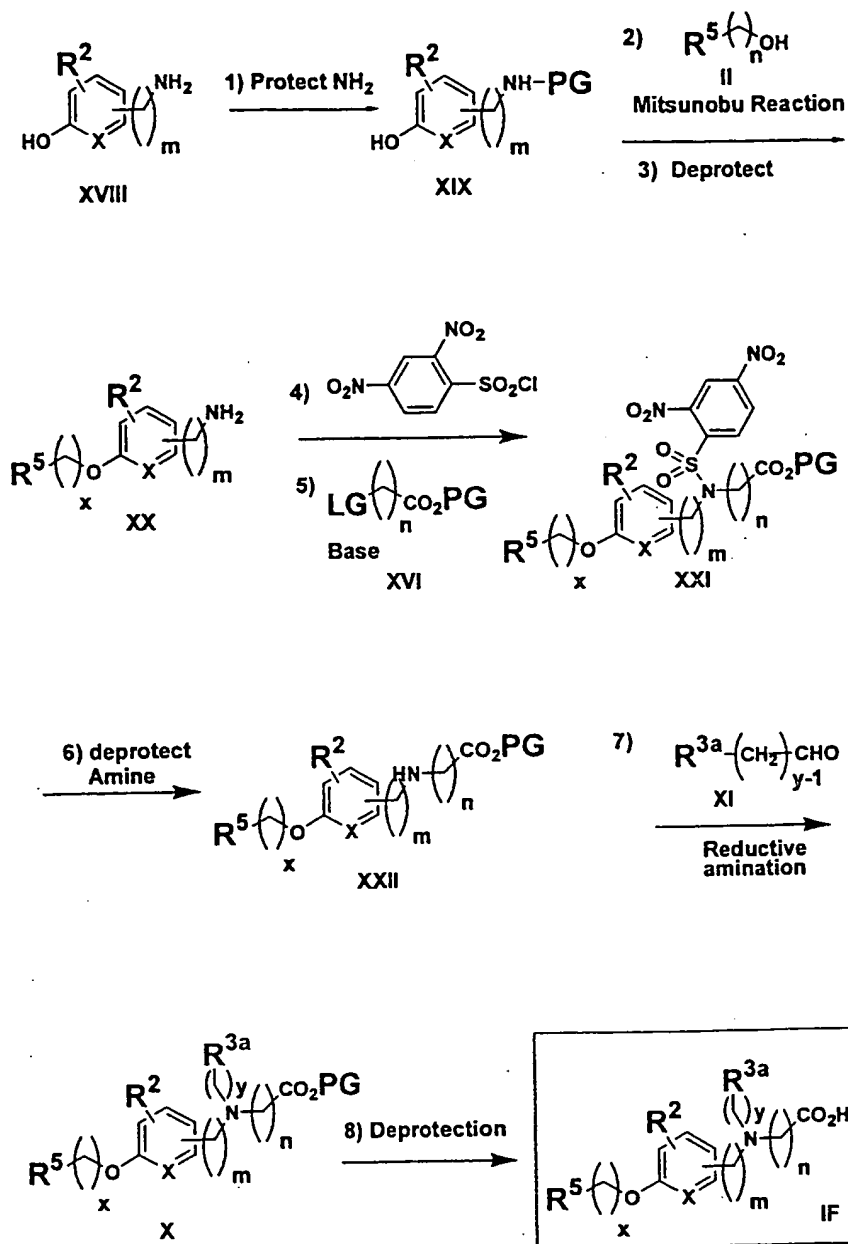
Scheme 5



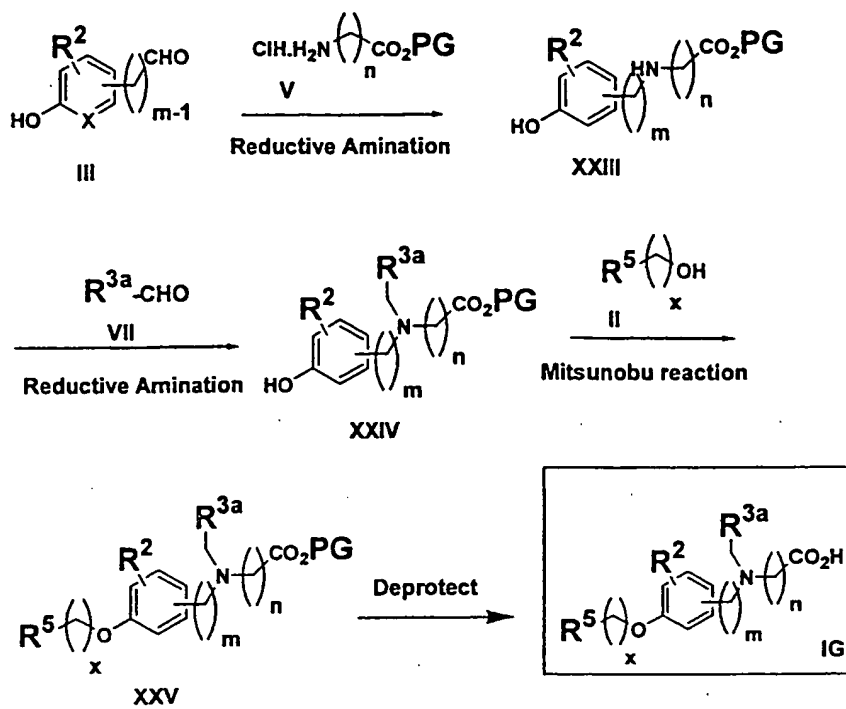
Scheme 5a



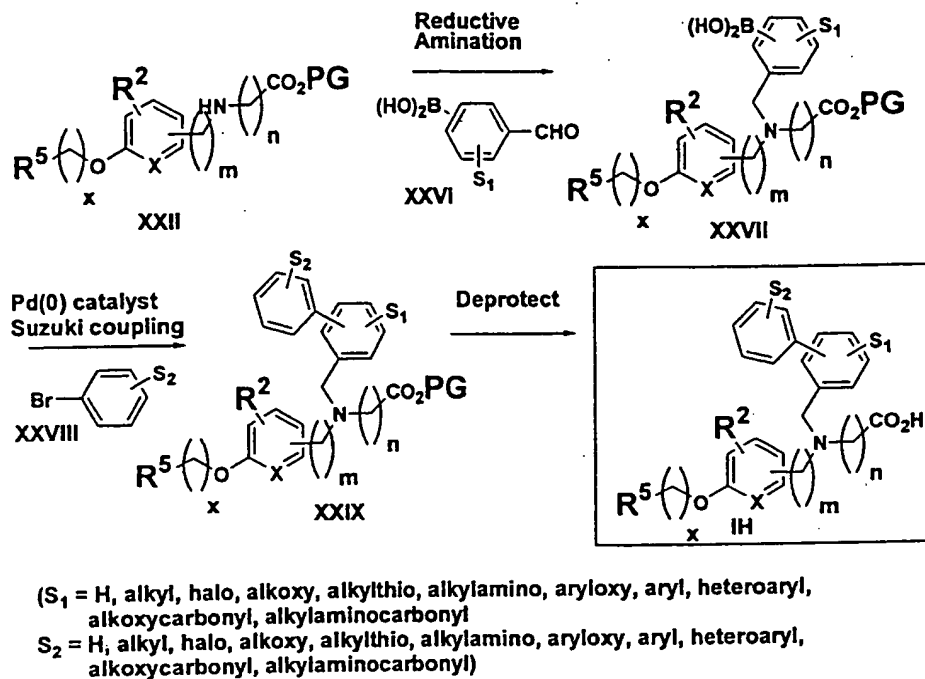
Scheme 5b



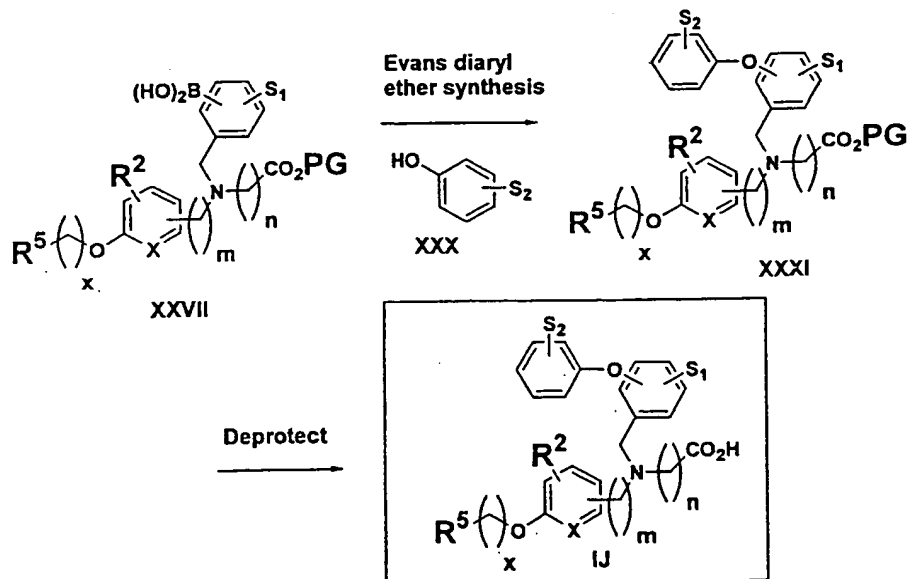
Scheme 6



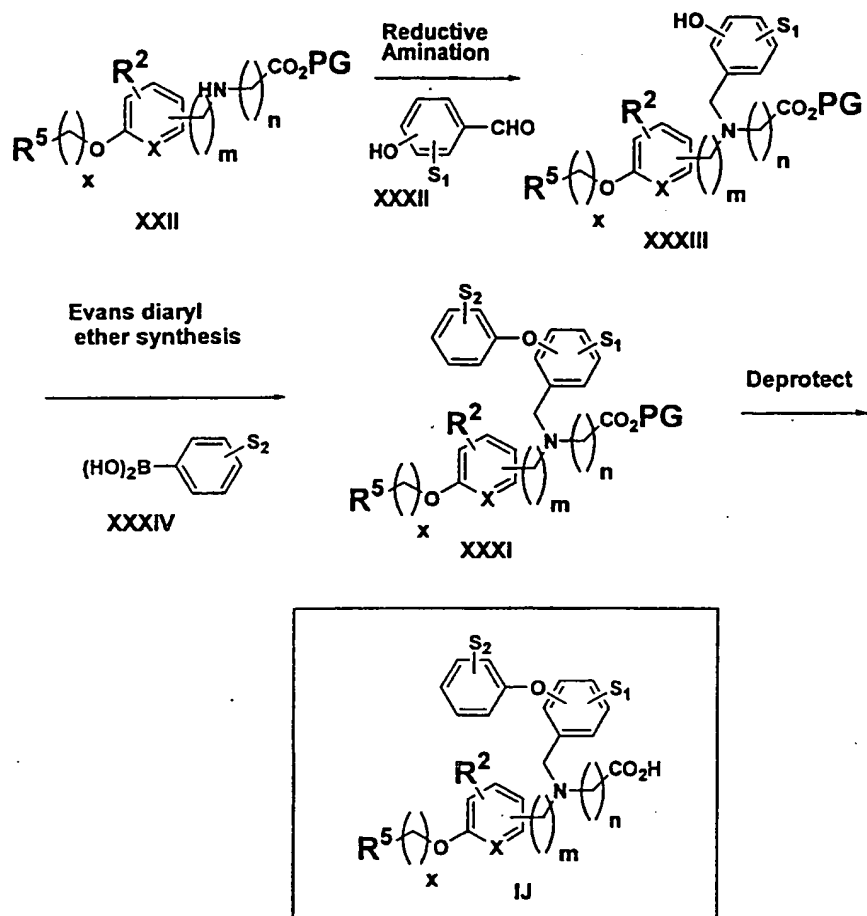
Scheme 7



Scheme 8

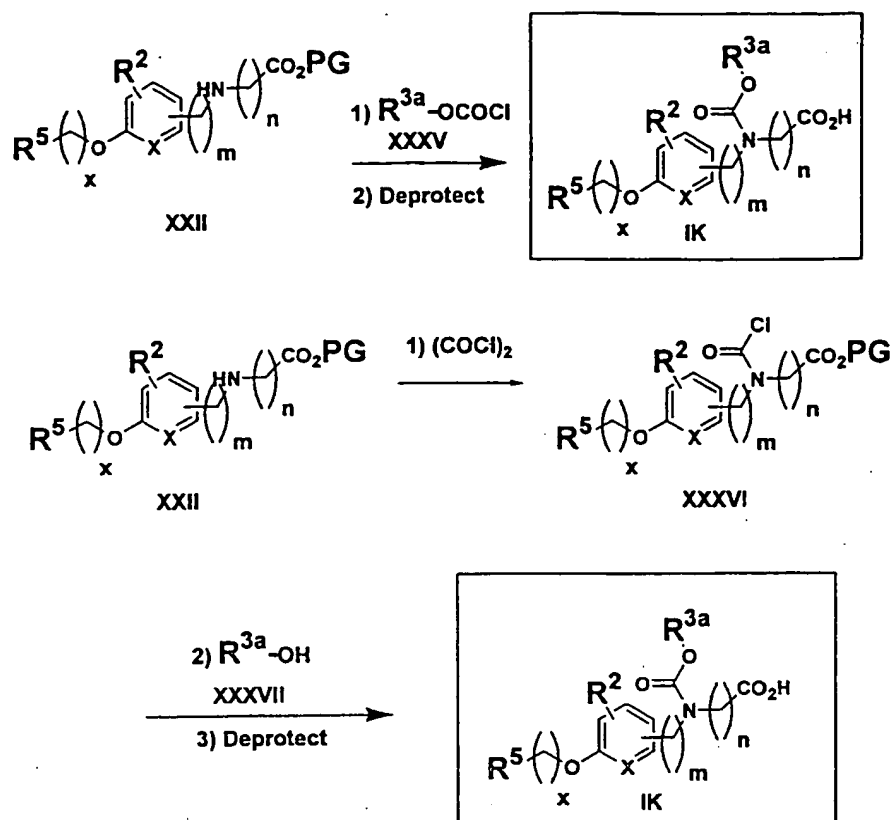


Scheme 9

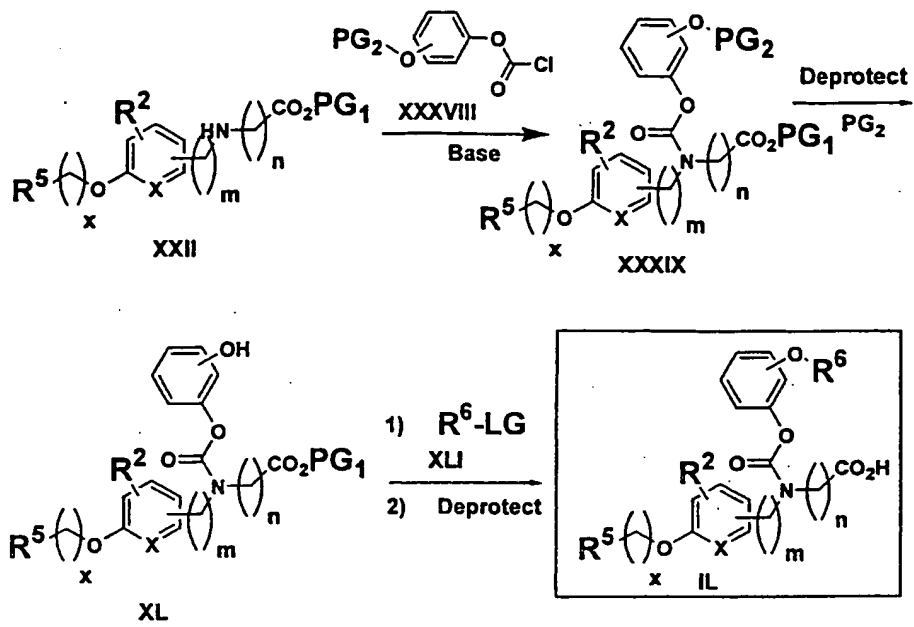


Scheme 10

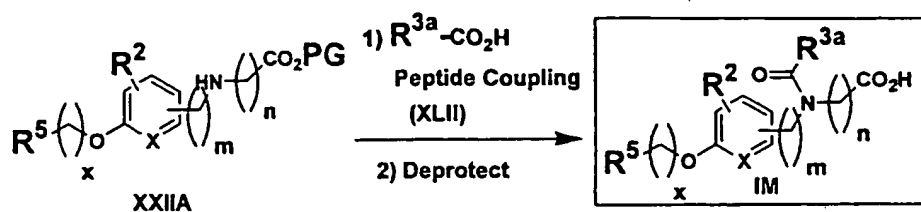




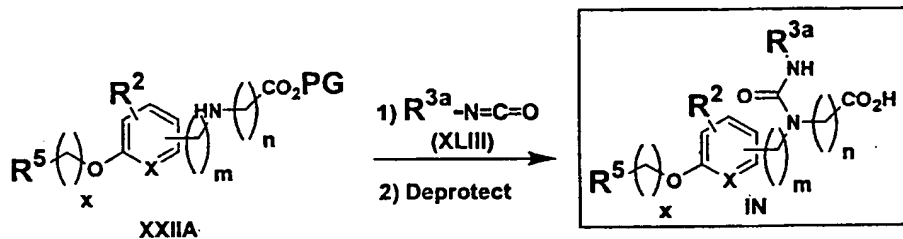
Scheme 11



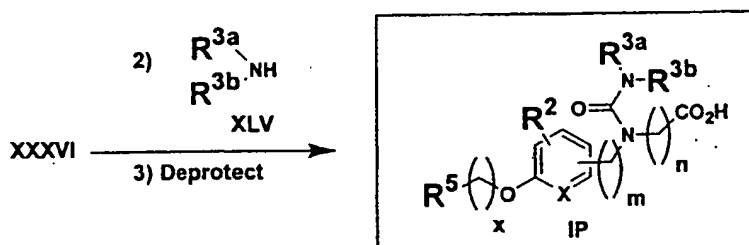
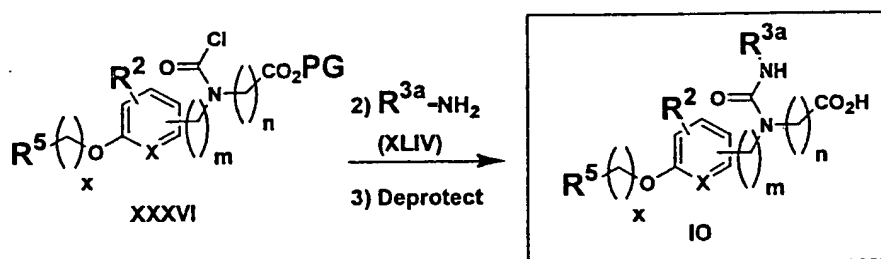
Scheme 12



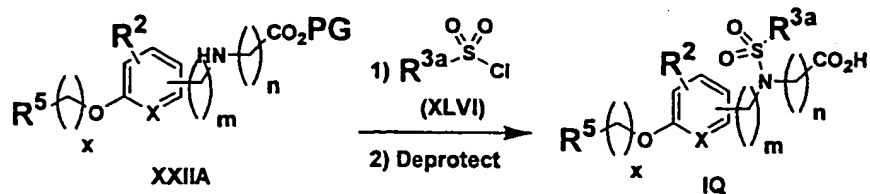
Scheme 13



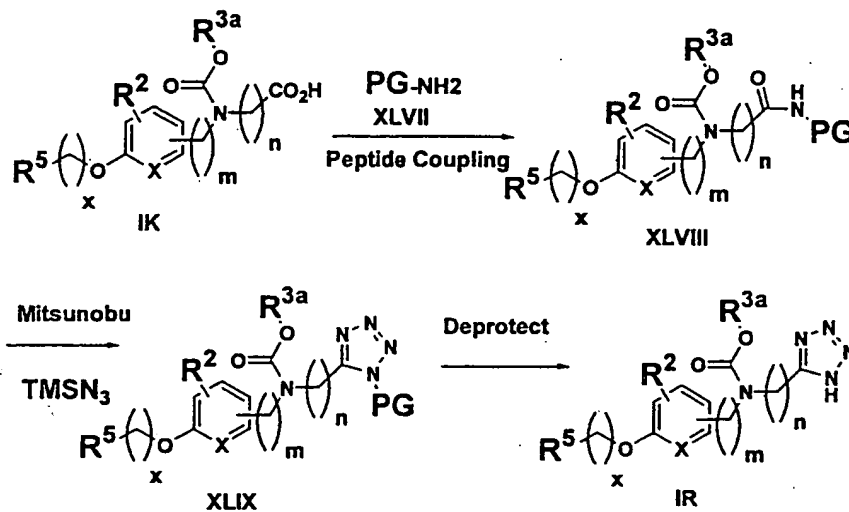
Scheme 14



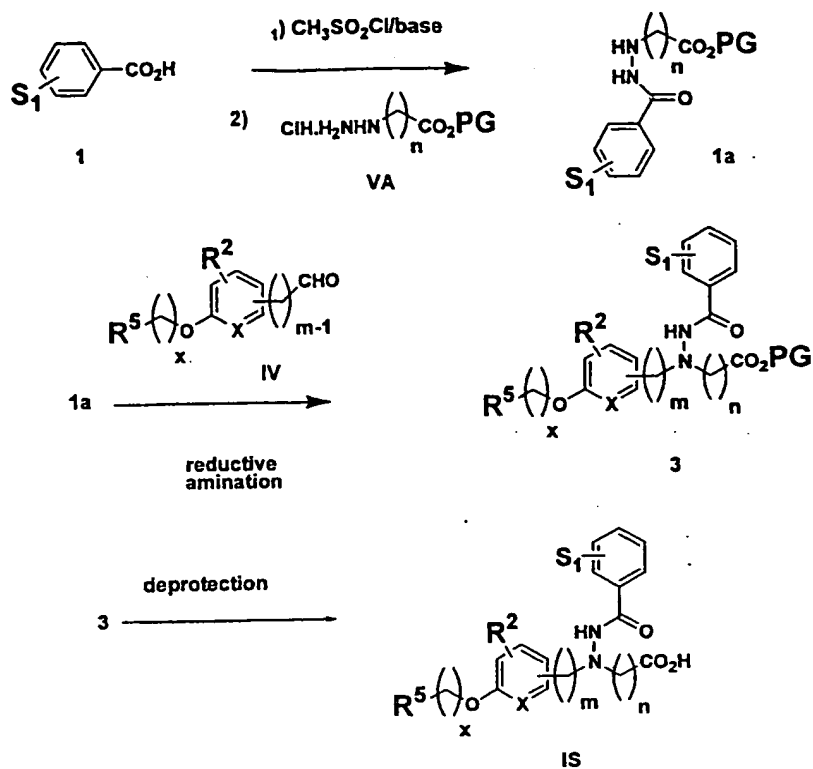
Scheme 15



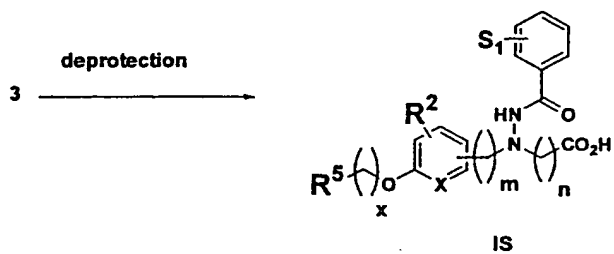
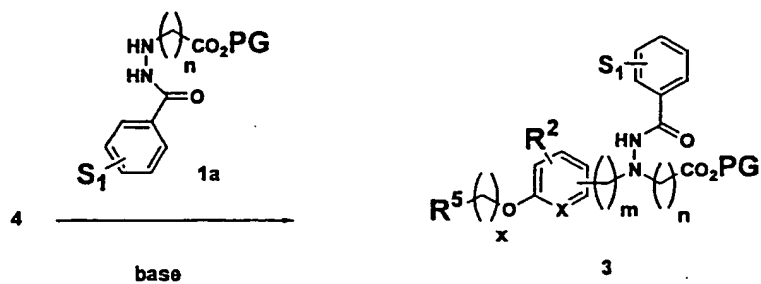
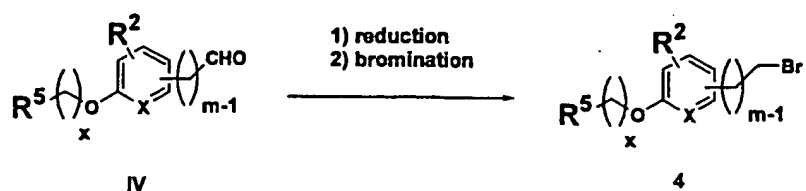
Scheme 16



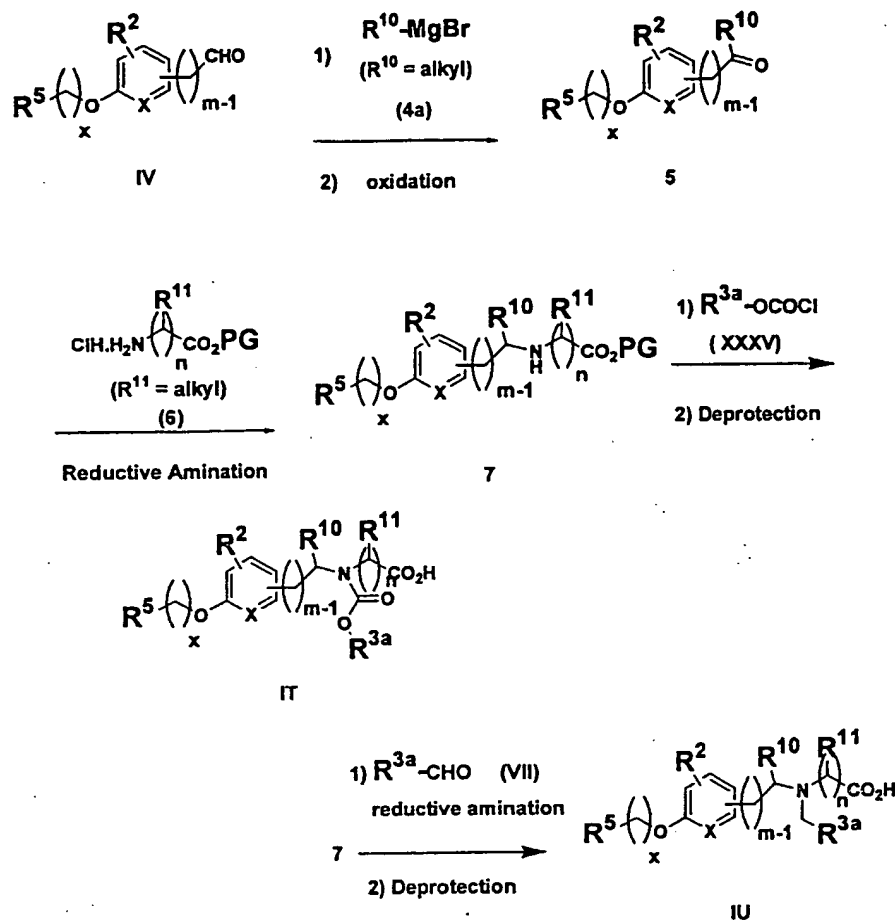
Scheme 17



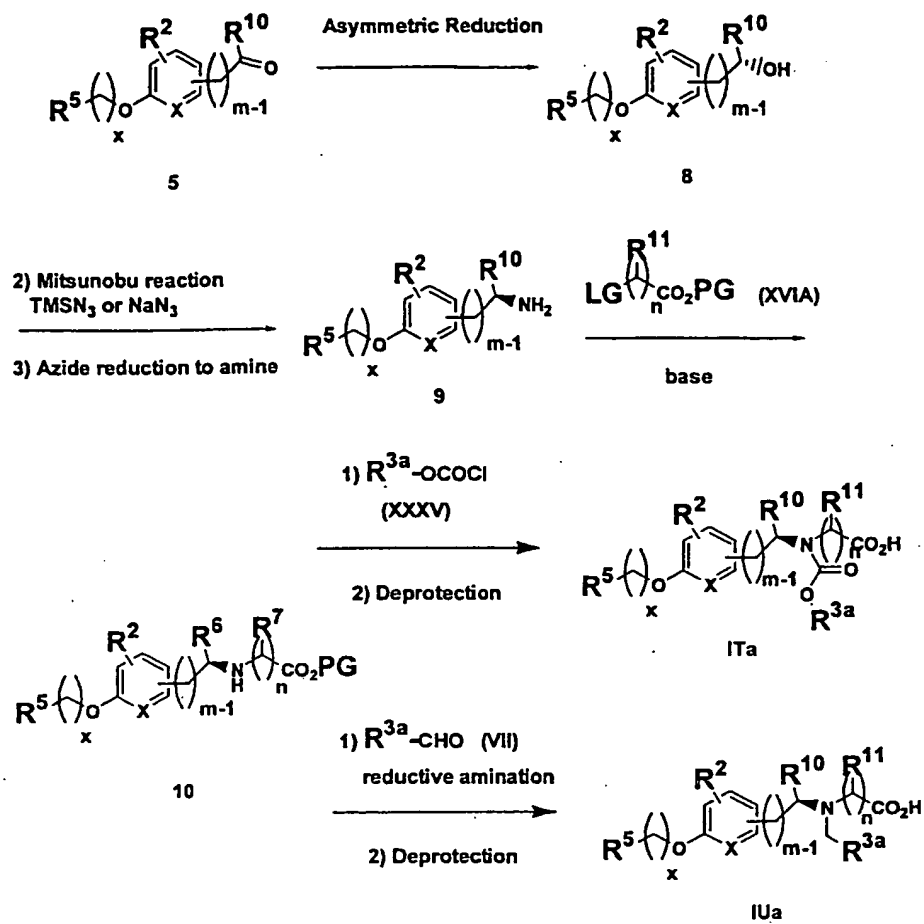
Scheme 18



Scheme 19

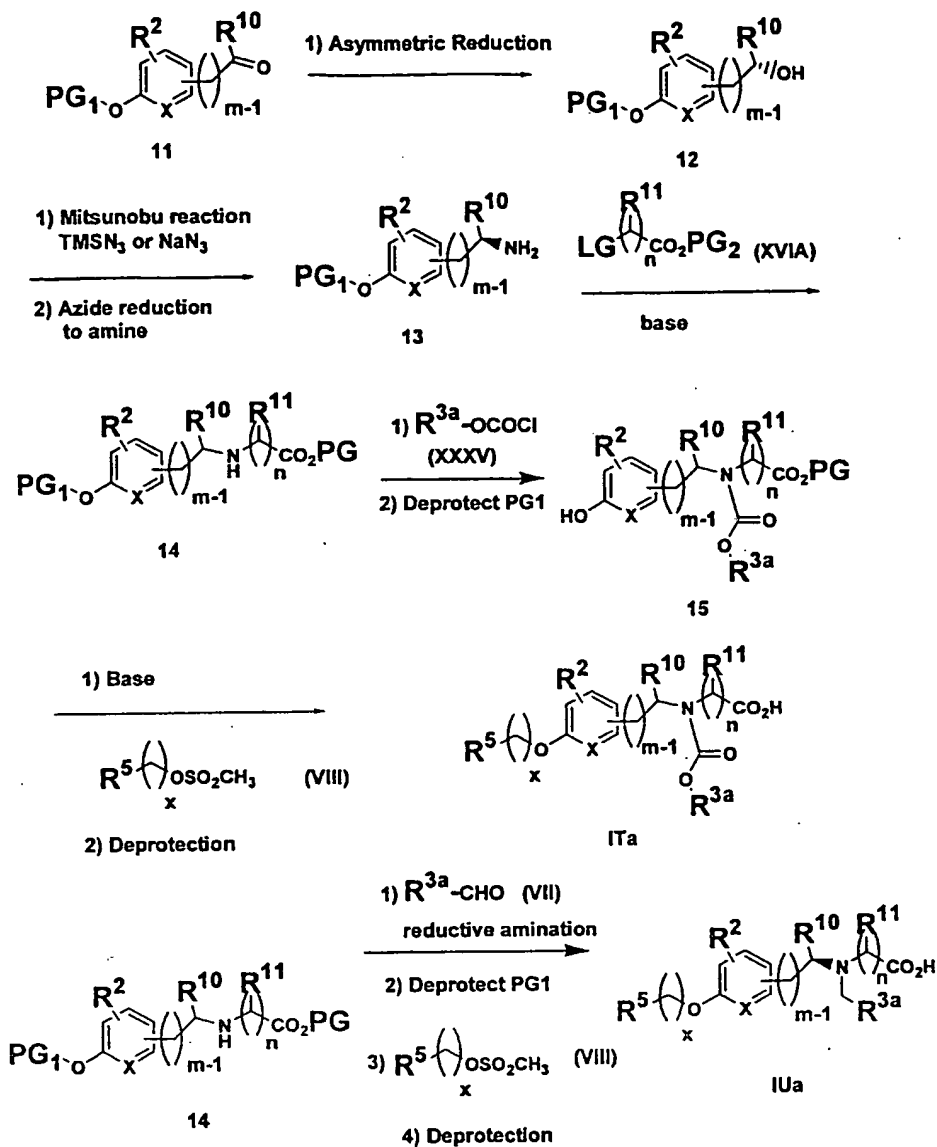


Scheme 20

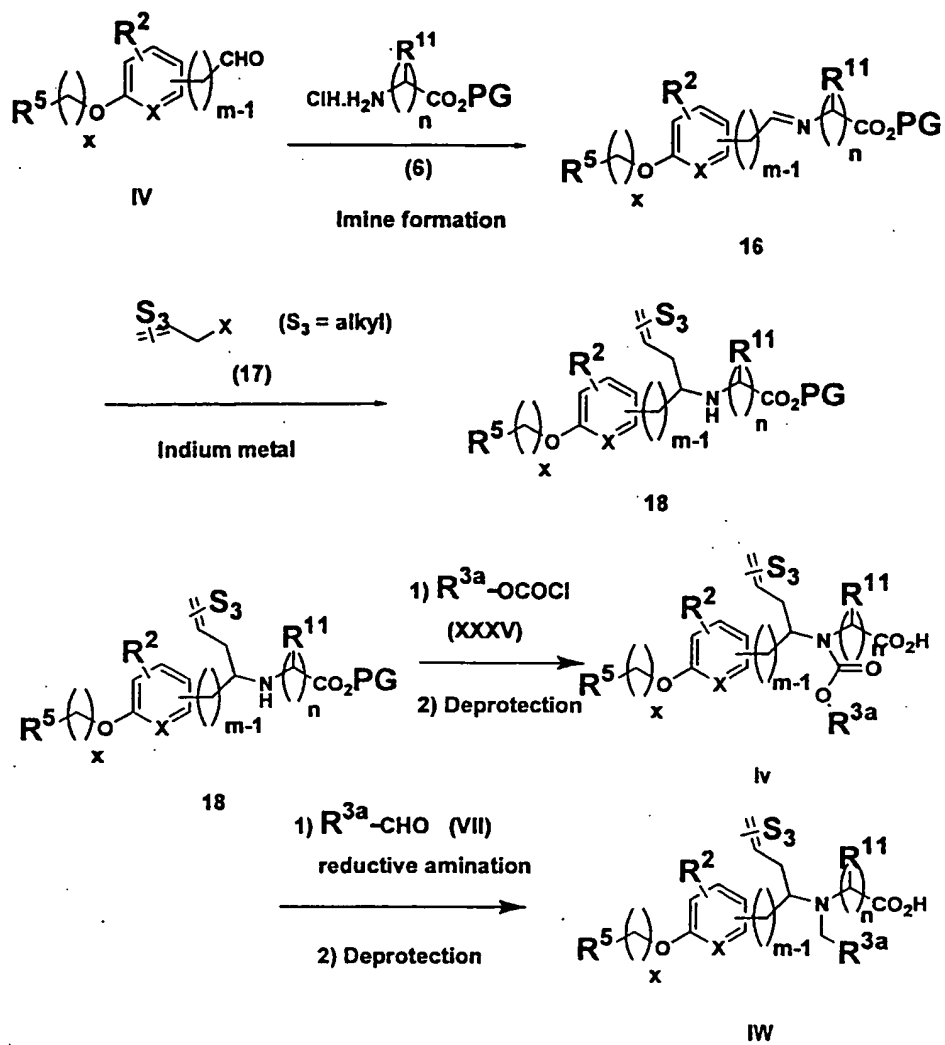


Scheme 21

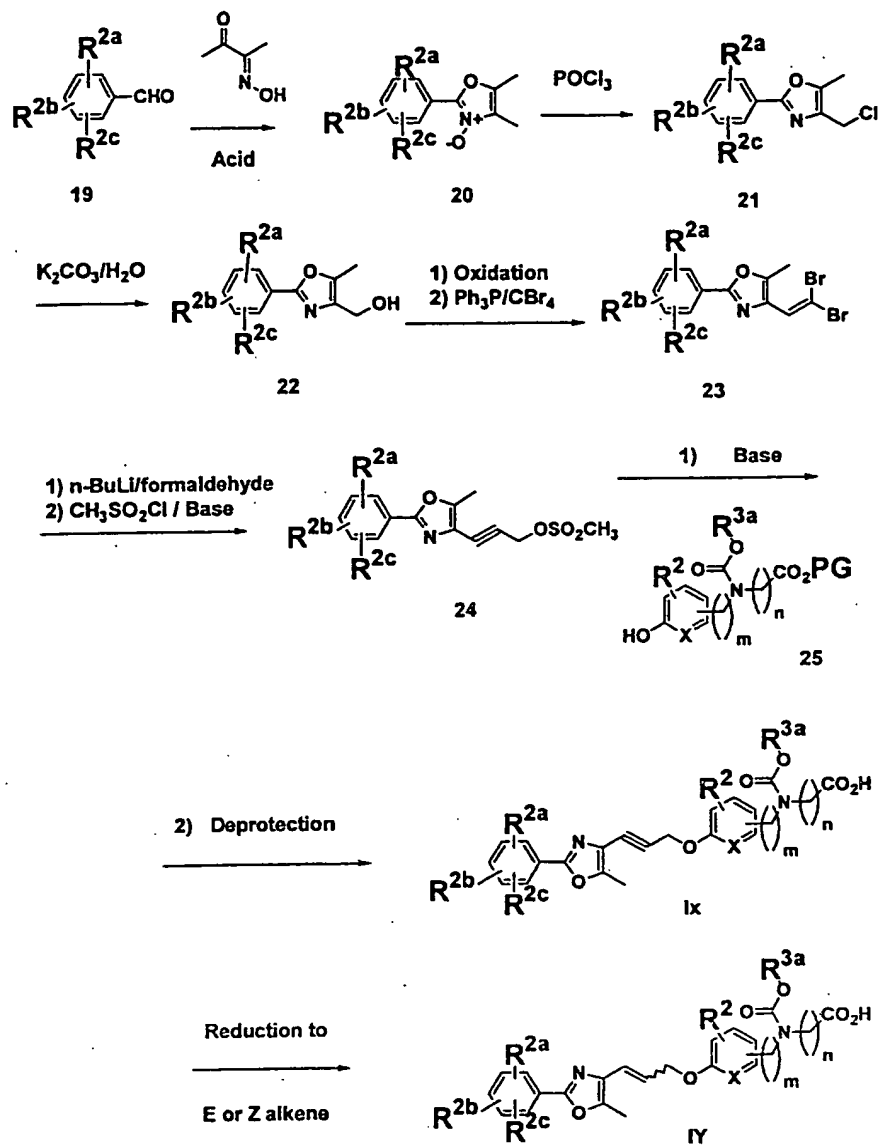




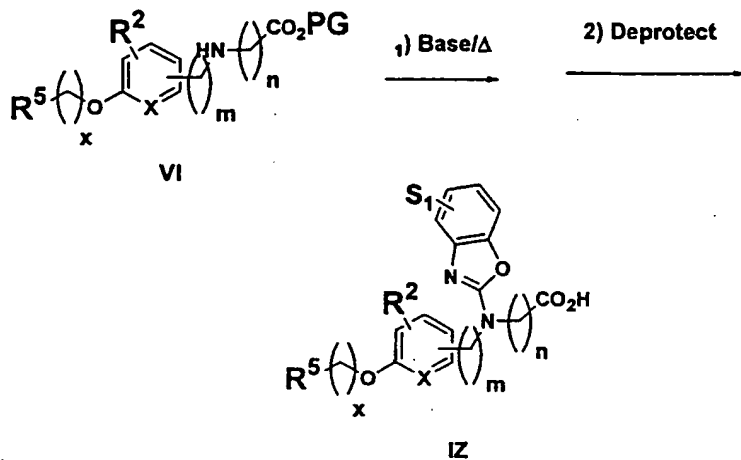
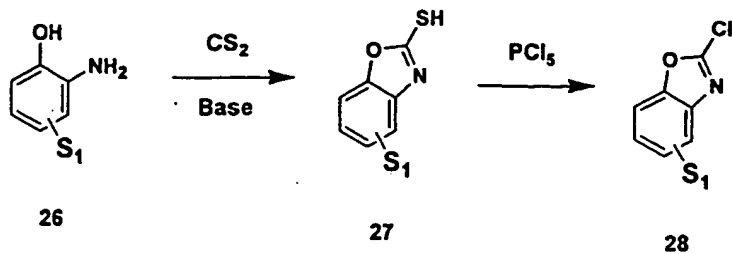
Scheme 22



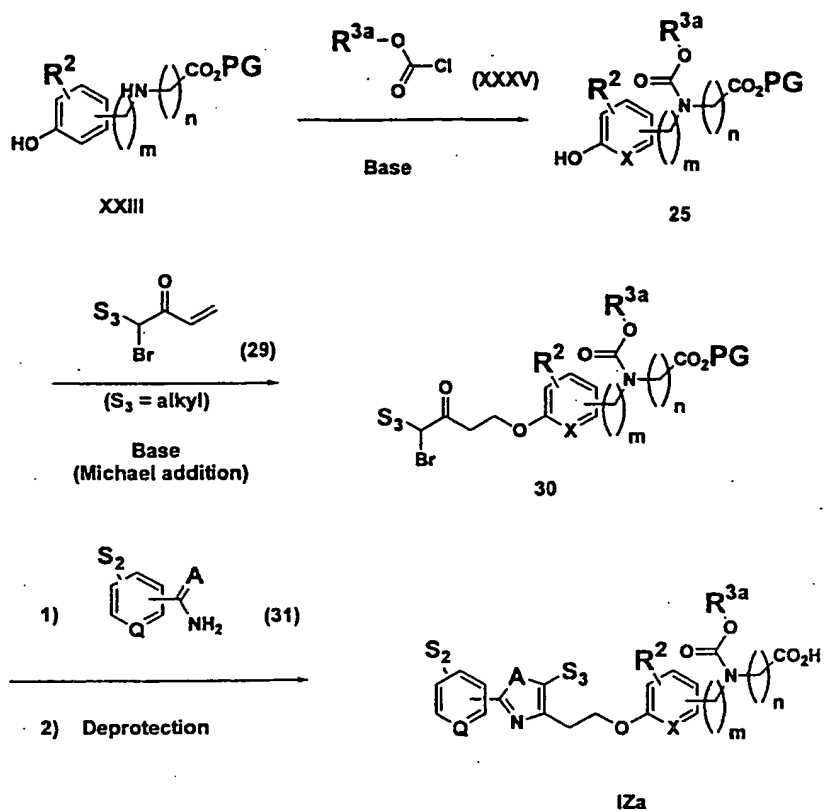
Scheme 23



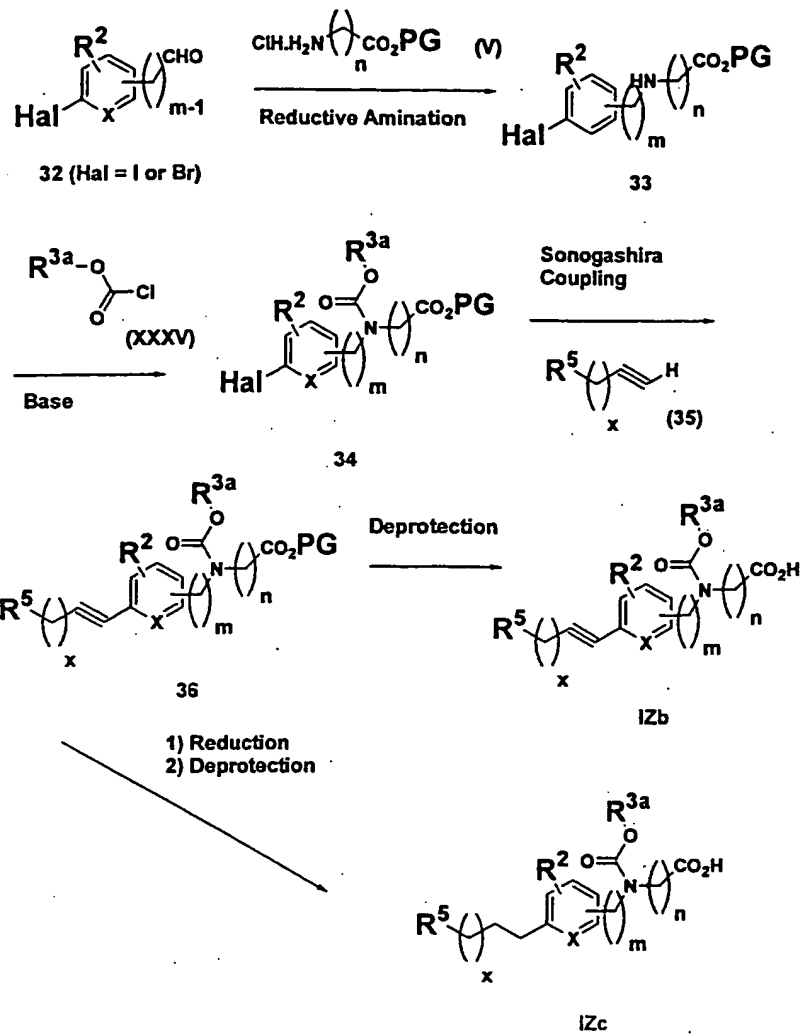
Scheme 24



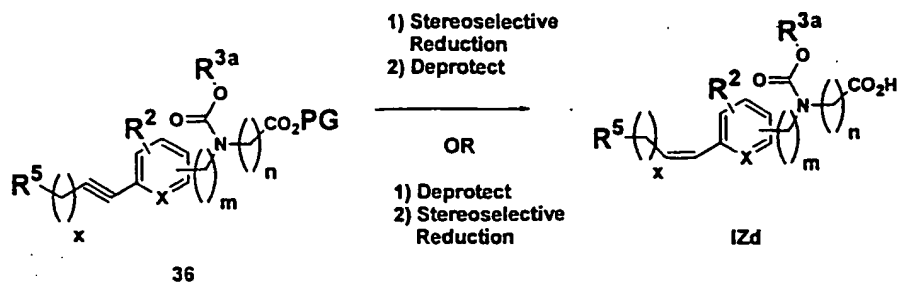
Scheme 25



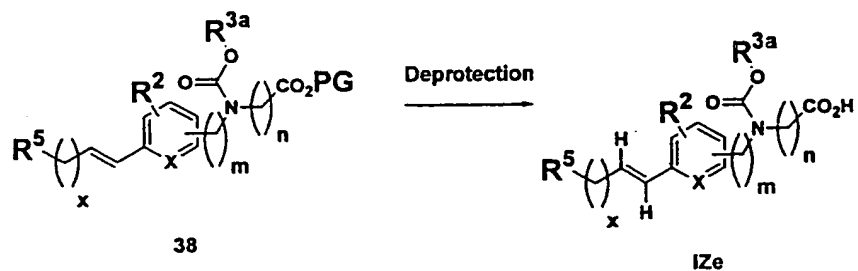
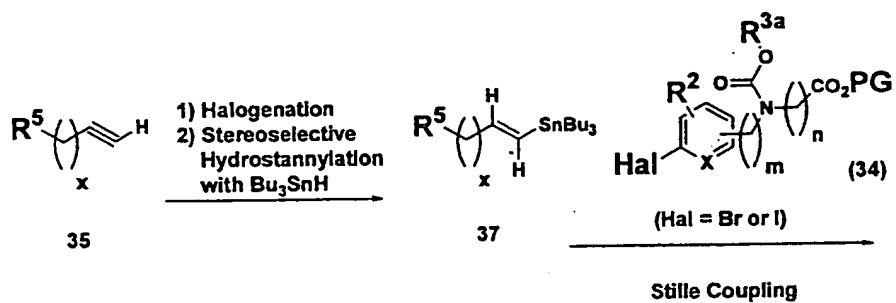
Scheme 26



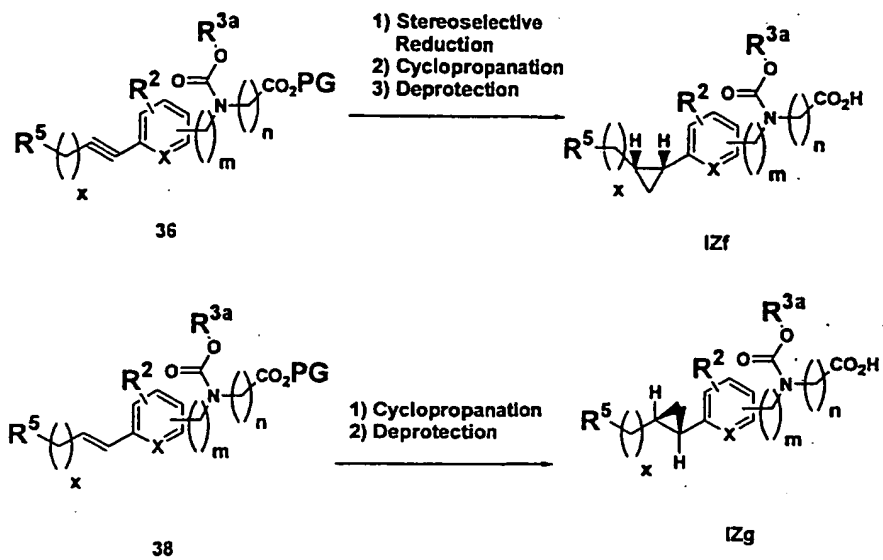
Scheme 27



Scheme 28



Scheme 29



Scheme 30



Unless otherwise indicated, the term "lower alkyl", "alkyl" or "alk" as employed herein alone or as part of another group includes both straight and branched chain hydrocarbons, containing 1 to 20 carbons, preferably 1 to 10 carbons, more preferably 1 to 8 carbons, in the normal chain, and may optionally include an oxygen or nitrogen in the normal chain, such as methyl, ethyl, propyl, isopropyl, butyl, t-butyl, isobutyl, pentyl, hexyl, isohexyl, heptyl, 4,4-dimethylpentyl, octyl, 2,2,4-trimethylpentyl, nonyl, decyl, undecyl, dodecyl, the various branched chain isomers thereof, and the like as well as such groups including 1 to 4 substituents such as halo, for example F, Br, Cl or I or CF<sub>3</sub>, alkoxy, aryl, aryloxy, aryl(aryl) or diaryl, arylalkyl, arylalkyloxy, alkenyl, cycloalkyl, cycloalkylalkyl, cycloalkylalkyloxy, amino, hydroxy, hydroxyalkyl, acyl, heteroaryl, heteroaryloxy, cycloheteroalkyl, arylheteroaryl, arylalkoxycarbonyl, heteroarylalkyl, heteroarylalkoxy, aryloxyalkyl, aryloxyaryl, alkylamido, alkanoylamino, arylcarbonylamino, nitro, cyano, thiol, haloalkyl, trihaloalkyl and/or alkylthio and/or any of the R<sup>3</sup> groups.

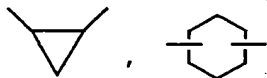
Unless otherwise indicated, the term "cycloalkyl" as employed herein alone or as part of another group includes saturated or partially unsaturated (containing 1 or 2 double bonds) cyclic hydrocarbon groups containing 1 to 3 rings, including monocyclicalkyl, bicyclicalkyl and tricyclicalkyl, containing a total of 3 to 20 carbons forming the rings, preferably 3 to 10 carbons, forming the ring and which may be fused to 1 or 2 aromatic rings as described for aryl, which include cyclopropyl, cyclobutyl, cyclopentyl, cyclohexyl, cycloheptyl, cyclooctyl, cyclodecyl and cyclododecyl, cyclohexenyl,



any of which groups may be optionally substituted with 1  
to 4 substituents such as halogen, alkyl, alkoxy,  
5 hydroxy, aryl, aryloxy, arylalkyl, cycloalkyl,  
alkylamido, alkanoylamino, oxo, acyl, arylcarbonylamino,  
amino, nitro, cyano, thiol and/or alkylthio and/or any of  
the substituents for alkyl.

The term "cycloalkenyl" as employed herein alone  
10 or as part of another group refers to cyclic hydrocarbons  
containing 3 to 12 carbons, preferably 5 to 10 carbons  
and 1 or 2 double bonds. Exemplary cycloalkenyl groups  
include cyclopentenyl, cyclohexenyl, cycloheptenyl,  
cyclooctenyl, cyclohexadienyl, and cycloheptadienyl,  
15 which may be optionally substituted as defined for  
cycloalkyl.

The term "cycloalkylene" as employed herein refers  
to a "cycloalkyl" group which includes free bonds and  
thus is a linking group such as



20 and the like, and may optionally be  
substituted as defined above for "cycloalkyl".

The term "alkanoyl" as used herein alone or as  
part of another group refers to alkyl linked to a  
carbonyl group.

25 Unless otherwise indicated, the term "lower  
alkenyl" or "alkenyl" as used herein by itself or as part  
of another group refers to straight or branched chain  
radicals of 2 to 20 carbons, preferably 2 to 12 carbons,  
and more preferably 1 to 8 carbons in the normal chain,  
30 which include one to six double bonds in the normal  
chain, and may optionally include an oxygen or nitrogen  
in the normal chain, such as vinyl, 2-propenyl, 3-  
butenyl, 2-butenyl, 4-pentenyl, 3-pentenyl, 2-hexenyl, 3-

hexenyl, 2-heptenyl, 3-heptenyl, 4-heptenyl, 3-octenyl, 3-nonenyl, 4-decenyl, 3-undecenyl, 4-dodecenyl, 4,8,12-tetradecatrienyl, and the like, and which may be optionally substituted with 1 to 4 substituents, namely, 5 halogen, haloalkyl, alkyl, alkoxy, alkenyl, alkynyl, aryl, arylalkyl, cycloalkyl, amino, hydroxy, heteroaryl, cycloheteroalkyl, alkanoylamino, alkylamido, arylcarbonylamino, nitro, cyano, thiol, alkylthio and/or any of the substituents for alkyl set out herein.

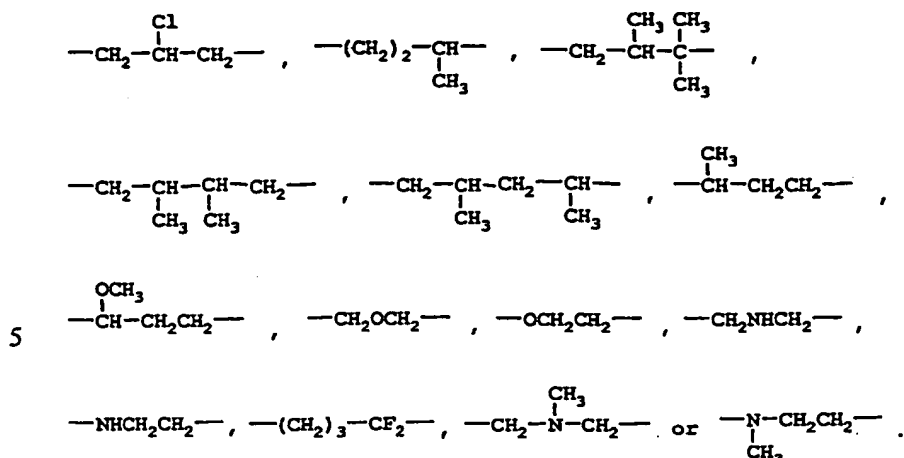
10 Unless otherwise indicated, the term "lower alkynyl" or "alkynyl" as used herein by itself or as part of another group refers to straight or branched chain radicals of 2 to 20 carbons, preferably 2 to 12 carbons and more preferably 2 to 8 carbons in the normal chain, 15 which include one triple bond in the normal chain, and may optionally include an oxygen or nitrogen in the normal chain, such as 2-propynyl, 3-butynyl, 2-butynyl, 4-pentynyl, 3-pentynyl, 2-hexynyl, 3-hexynyl, 2-heptynyl, 3-heptynyl, 4-heptynyl, 3-octynyl, 3-nonynyl, 4- 20 decynyl, 3-undecynyl, 4-dodecynyl and the like, and which may be optionally substituted with 1 to 4 substituents, namely, halogen, haloalkyl, alkyl, alkoxy, alkenyl, alkynyl, aryl, arylalkyl, cycloalkyl, amino, heteroaryl, cycloheteroalkyl, hydroxy, alkanoylamino, alkylamido, 25 arylcarbonylamino, nitro, cyano, thiol, and/or alkylthio, and/or any of the substituents for alkyl set out herein.

The terms "arylalkenyl" and "arylalkynyl" as used alone or as part of another group refer to alkenyl and alkynyl groups as described above having an aryl 30 substituent.

Where alkyl groups as defined above have single bonds for attachment to other groups at two different carbon atoms, they are termed "alkylene" groups and may optionally be substituted as defined above for "alkyl".

35 Where alkenyl groups as defined above and alkynyl groups as defined above, respectively, have single bonds for attachment at two different carbon atoms, they are

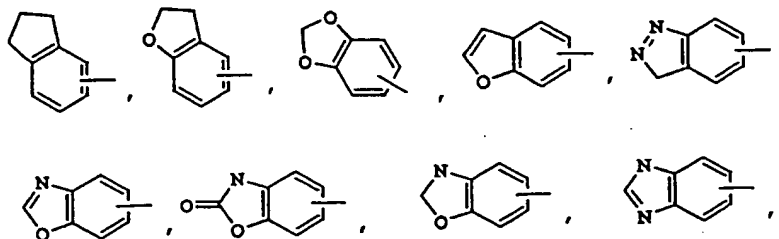


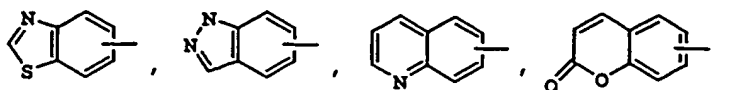


10 The term "halogen" or "halo" as used herein alone or as part of another group refers to chlorine, bromine, fluorine, and iodine as well as CF<sub>3</sub>, with chlorine or fluorine being preferred.

15 The term "metal ion" refers to alkali metal ions such as sodium, potassium or lithium and alkaline earth metal ions such as magnesium and calcium, as well as zinc and aluminum.

20 Unless otherwise indicated, the term "aryl" as employed herein alone or as part of another group refers to monocyclic and bicyclic aromatic groups containing 6 to 10 carbons in the ring portion (such as phenyl or naphthyl including 1-naphthyl and 2-naphthyl) and may optionally include one to three additional rings fused to a carbocyclic ring or a heterocyclic ring (such as aryl, cycloalkyl, heteroaryl or cycloheteroalkyl rings  
25 for example





and may be optionally substituted through available  
 5 carbon atoms with 1, 2, or 3 groups selected from  
 hydrogen, halo, haloalkyl, alkyl, haloalkyl, alkoxy,  
 haloalkoxy, alkenyl, trifluoromethyl, trifluoromethoxy,  
 alkynyl, cycloalkyl-alkyl, cycloheteroalkyl,  
 cycloheteroalkylalkyl, aryl, heteroaryl, arylalkyl,  
 10 aryloxy, aryloxyalkyl, arylalkoxy, alkoxycarbonyl,  
 arylcarbonyl, arylalkenyl, aminocarbonylaryl, arylthio,  
 arylsulfinyl, arylazo, heteroarylalkyl,  
 heteroarylalkenyl, heteroarylheteroaryl, heteroaryloxy,  
 hydroxy, nitro, cyano, amino, substituted amino wherein  
 15 the amino includes 1 or 2 substituents (which are alkyl,  
 aryl or any of the other aryl compounds mentioned in the  
 definitions), thiol, alkylthio, arylthio, heteroarylthio,  
 arylthioalkyl, alkoxyarylthio, alkylcarbonyl,  
 arylcarbonyl, alkylaminocarbonyl, arylaminocarbonyl,  
 20 alkoxycarbonyl, aminocarbonyl, alkylcarbonyloxy,  
 arylcarbonyloxy, alkylcarbonylamino, arylcarbonylamino,  
 arylsulfinyl, arylsulfinylalkyl, arylsulfonylamino or  
 arylsulfonaminocarbonyl and/or any of the substituents  
 for alkyl set out herein.

25 Unless otherwise indicated, the term "lower  
 alkoxy", "alkoxy", "aryloxy" or "aralkoxy" as employed  
 herein alone or as part of another group includes any of  
 the above alkyl, aralkyl or aryl groups linked to an  
 oxygen atom.

30 Unless otherwise indicated, the term "substituted  
 amino" as employed herein alone or as part of another  
 group refers to amino substituted with one or two  
 substituents, which may be the same or different, such as  
 alkyl, aryl, arylalkyl, heteroaryl, heteroarylalkyl,  
 35 cycloheteroalkyl, cycloheteroalkylalkyl, cycloalkyl,  
 cycloalkylalkyl, haloalkyl, hydroxyalkyl, alkoxyalkyl or

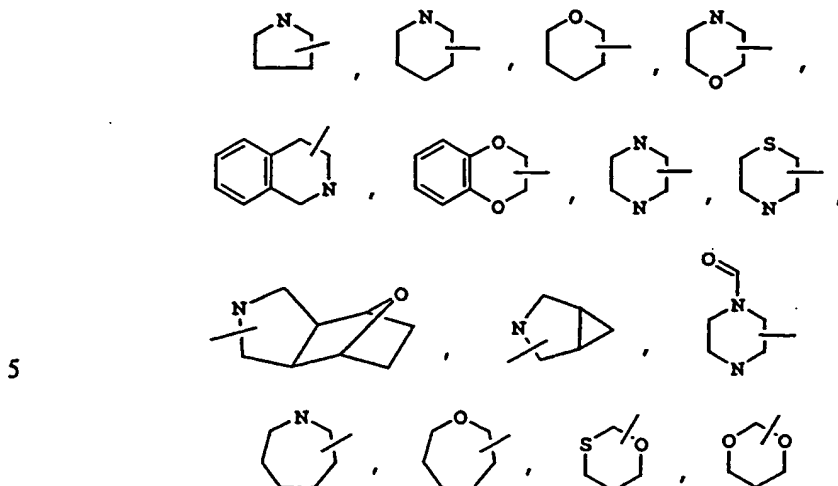
thioalkyl. These substituents may be further substituted with a carboxylic acid and/or any of the substituents for alkyl as set out above. In addition, the amino substituents may be taken together with the nitrogen atom to which they are attached to form 1-pyrrolidinyl, 1-piperidinyl, 1-azepinyl, 4-morpholinyl, 4-thiamorpholinyl, 1-piperazinyl, 4-alkyl-1-piperazinyl, 4-arylalkyl-1-piperazinyl, 4-diarylalkyl-1-piperazinyl, 1-pyrrolidinyl, 1-piperidinyl, or 1-azepinyl, optionally substituted with alkyl, alkoxy, alkylthio, halo, trifluoromethyl or hydroxy.

Unless otherwise indicated, the term "lower alkylthio", "alkylthio", "arylthio" or "aralkylthio" as employed herein alone or as part of another group includes any of the above alkyl, aralkyl or aryl groups linked to a sulfur atom.

Unless otherwise indicated, the term "lower alkylamino", "alkylamino", "arylamino", or "arylalkylamino" as employed herein alone or as part of another group includes any of the above alkyl, aryl or arylalkyl groups linked to a nitrogen atom.

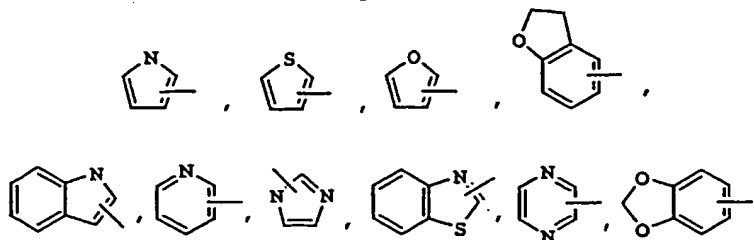
Unless otherwise indicated, the term "acyl" as employed herein by itself or part of another group, as defined herein, refers to an organic radical linked to a carbonyl  $\left( \begin{array}{c} \text{O} \\ \parallel \\ \text{C} \end{array} \right)$  group; examples of acyl groups include any of the R<sup>3</sup> groups attached to a carbonyl, such as alkanoyl, alkenoyl, aroyl, aralkanoyl, heteroaroyl, cycloalkanoyl, cycloheteroalkanoyl and the like.

Unless otherwise indicated, the term "cycloheteroalkyl" as used herein alone or as part of another group refers to a 5-, 6- or 7-membered saturated or partially unsaturated ring which includes 1 to 2 hetero atoms such as nitrogen, oxygen and/or sulfur, linked through a carbon atom or a heteroatom, where possible, optionally via the linker (CH<sub>2</sub>)<sub>p</sub> (where p is 1, 2 or 3), such as

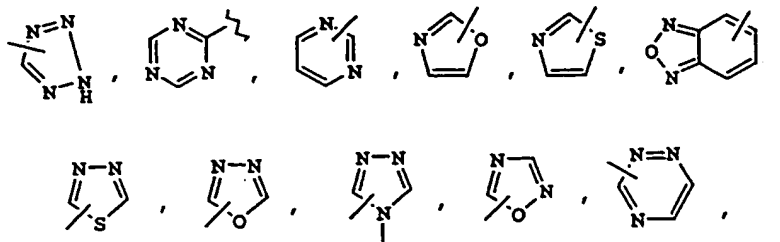


and the like. The above groups may include 1 to 4  
 10 substituents such as alkyl, halo, oxo and/or any of of  
 the substituents for alkyl or aryl set out herein. In  
 addition, any of the cycloheteroalkyl rings can be fused  
 to a cycloalkyl, aryl, heteroaryl or cycloheteroalkyl  
 ring.

15 Unless otherwise indicated, the term "heteroaryl"  
 as used herein alone or as part of another group refers  
 to a 5- or 6- membered aromatic ring which includes 1, 2,  
 3 or 4 hetero atoms such as nitrogen, oxygen or  
 sulfur, and such rings fused to an aryl, cycloalkyl,  
 20 heteroaryl or cycloheteroalkyl ring (e.g.  
 benzothiophenyl, indolyl), and includes possible N-  
 oxides. The heteroaryl group may optionally include 1 to  
 4 substituents such as any of the the substituents for  
 alkyl or aryl set out above. Examples of heteroaryl  
 25 groups include the following:







5 and the like.

The term "cycloheteroalkylalkyl" as used herein alone or as part of another group refers to cycloheteroalkyl groups as defined above linked through a C atom or heteroatom to a  $(CH_2)_p$  chain.

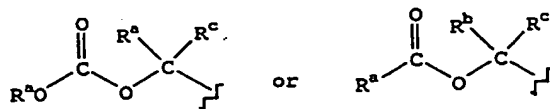
10 The term "heteroarylalkyl" or "heteroarylalkenyl" as used herein alone or as part of another group refers to a heteroaryl group as defined above linked through a C atom or heteroatom to a  $-(CH_2)_p-$  chain, alkylene or alkenylene as defined above.

15 The term "polyhaloalkyl" as used herein refers to an "alkyl" group as defined above which includes from 2 to 9, preferably from 2 to 5, halo substituents, such as F or Cl, preferably F, such as  $CF_3CH_2$ ,  $CF_3$  or  $CF_3CF_2CH_2$ .

20 The term "polyhaloalkyloxy" as used herein refers to an "alkoxy" or "alkyloxy" group as defined above which includes from 2 to 9, preferably from 2 to 5, halo substituents, such as F or Cl, preferably F, such as  $CF_3CH_2O$ ,  $CF_3O$  or  $CF_3CF_2CH_2O$ .

25 The term "prodrug esters" as employed herein includes prodrug esters which are known in the art for carboxylic and phosphorus acid esters such as methyl, ethyl, benzyl and the like. Other prodrug ester examples of  $R^4$  include the following groups:  
(1-alkanoyloxy)alkyl such as,

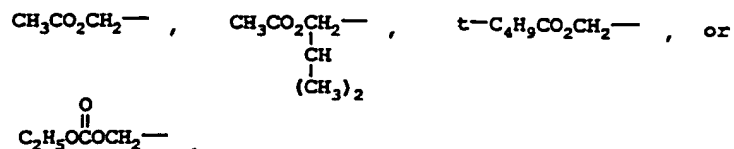
30



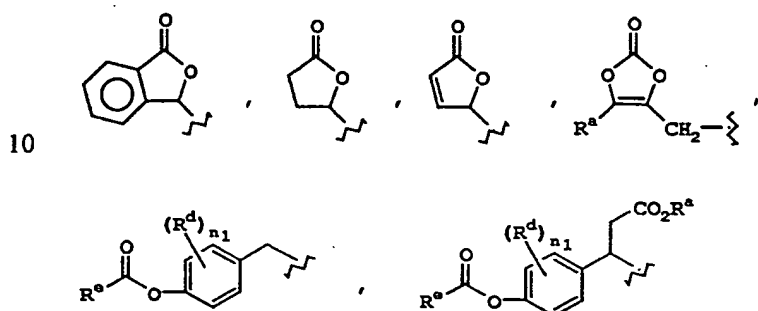
wherein  $R^a$ ,  $R^b$  and  $R^c$  are H, alkyl, aryl or aryl-alkyl;  
however,  $R^aO$  cannot be HO.

Examples of such prodrug esters  $R^4$  include

5



Other examples of suitable prodrug esters  $R^4$  include



15 wherein  $R^a$  can be H, alkyl (such as methyl or t-butyl), arylalkyl (such as benzyl) or aryl (such as phenyl);  $R^d$  is H, alkyl, halogen or alkoxy,  $R^e$  is alkyl, aryl, arylalkyl or alkoxy, and  $n_1$  is 0, 1 or 2.

20 Where the compounds of structure I are in acid form they may form a pharmaceutically acceptable salt such as alkali metal salts such as lithium, sodium or potassium, alkaline earth metal salts such as calcium or magnesium as well as zinc or aluminum and other cations such as ammonium, choline, diethanolamine, lysine (D or L), ethylenediamine, t-butylamine, t-octylamine, tris-  
25 (hydroxymethyl)aminomethane (TRIS), N-methyl glucosamine (NMG), triethanolamine and dehydroabietylamine.

30 All stereoisomers of the compounds of the instant invention are contemplated, either in admixture or in pure or substantially pure form. The compounds of the present invention can have asymmetric centers at any of

the carbon atoms including any one or the R substituents. Consequently, compounds of formula I can exist in enantiomeric or diastereomeric forms or in mixtures thereof. The processes for preparation can utilize  
5 racemates, enantiomers or diastereomers as starting materials. When diastereomeric or enantiomeric products are prepared, they can be separated by conventional methods for example, chromatographic or fractional crystallization.

10 Where desired, the compounds of structure I may be used in combination with one or more hypolipidemic agents or lipid-lowering agents and/or one or more other types of therapeutic agents including antidiabetic agents,  
15 anti-obesity agents, antihypertensive agents, platelet aggregation inhibitors, and/or anti-osteoporosis agents, which may be administered orally in the same dosage form, in a separate oral dosage form or by injection.

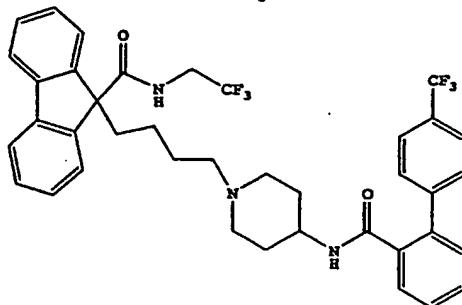
The hypolipidemic agent or lipid-lowering agent which may be optionally employed in combination with the  
20 compounds of formula I of the invention may include 1,2,3 or more MTP inhibitors, HMG CoA reductase inhibitors, squalene synthetase inhibitors, fibric acid derivatives, ACAT inhibitors, lipoxxygenase inhibitors, cholesterol absorption inhibitors, ileal Na<sup>+</sup>/bile acid cotransporter  
25 inhibitors, upregulators of LDL receptor activity, bile acid sequestrants, and/or nicotinic acid and derivatives thereof.

MTP inhibitors employed herein include MTP inhibitors disclosed in U.S. Patent No. 5,595,872, U.S.  
30 Patent No. 5,739,135, U.S. Patent No. 5,712,279, U.S. Patent No. 5,760,246, U.S. Patent No. 5,827,875, U.S. Patent No. 5,885,983 and U.S. Application Serial No. 09/175,180 filed October 20, 1998, now U.S. Patent No. 5,962,440. Preferred are each of the preferred MTP  
35 inhibitors disclosed in each of the above patents and applications.

All of the above U.S. Patents and applications are incorporated herein by reference.

Most preferred MTP inhibitors to be employed in accordance with the present invention include preferred  
5 MTP inhibitors as set out in U.S. Patent Nos. 5,739,135 and 5,712,279, and U.S. Patent No. 5,760,246.

The most preferred MTP inhibitor is 9-[4-[4-[[2-(2,2,2-Trifluoroethoxy)benzoyl]amino]-1-piperidinyl]butyl]-N-(2,2,2-trifluoroethyl)-9H-fluorene-9-carboxamide



10

The hypolipidemic agent may be an HMG CoA reductase inhibitor which includes, but is not limited to, mevastatin and related compounds as disclosed in U.S.  
15 Patent No. 3,983,140, lovastatin (mevinolin) and related compounds as disclosed in U.S. Patent No. 4,231,938, pravastatin and related compounds such as disclosed in U.S. Patent No. 4,346,227, simvastatin and related compounds as disclosed in U.S. Patent Nos. 4,448,784 and  
20 4,450,171. Other HMG CoA reductase inhibitors which may be employed herein include, but are not limited to, fluvastatin, disclosed in U.S. Patent No. 5,354,772, cerivastatin disclosed in U.S. Patent Nos. 5,006,530 and 5,177,080, atorvastatin disclosed in U.S. Patent Nos.  
25 4,681,893, 5,273,995, 5,385,929 and 5,686,104, itavastatin (Nissan/Sankyo's nisvastatin (NK-104)) disclosed in U.S. Patent No. 5,011,930, Shionogi-Astra/Zeneca visastatin (ZD-4522) disclosed in U.S. Patent No. 5,260,440, and related statin compounds  
30 disclosed in U.S. Patent No. 5,753,675, pyrazole analogs

of mevalonolactone derivatives as disclosed in U.S. Patent No. 4,613,610, indene analogs of mevalonolactone derivatives as disclosed in PCT application WO 86/03488, 6-[2-(substituted-pyrrol-1-yl)-alkyl]pyran-2-ones and derivatives thereof as disclosed in U.S. Patent No. 4,647,576, Searle's SC-45355 (a 3-substituted pentanedioic acid derivative) dichloroacetate, imidazole analogs of mevalonolactone as disclosed in PCT application WO 86/07054, 3-carboxy-2-hydroxy-propane-phosphonic acid derivatives as disclosed in French Patent No. 2,596,393, 2,3-disubstituted pyrrole, furan and thiophene derivatives as disclosed in European Patent Application No. 0221025, naphthyl analogs of mevalonolactone as disclosed in U.S. Patent No. 4,686,237, octahydronaphthalenes such as disclosed in U.S. Patent No. 4,499,289, keto analogs of mevinolin (lovastatin) as disclosed in European Patent Application No. 0,142,146 A2, and quinoline and pyridine derivatives disclosed in U.S. Patent No. 5,506,219 and 5,691,322.

In addition, phosphinic acid compounds useful in inhibiting HMG CoA reductase suitable for use herein are disclosed in GB 2205837.

The squalene synthetase inhibitors suitable for use herein include, but are not limited to,  $\alpha$ -phosphonosulfonates disclosed in U.S. Patent No. 5,712,396, those disclosed by Biller et al, J. Med. Chem., 1988, Vol. 31, No. 10, pp 1869-1871, including isoprenoid (phosphinylmethyl)phosphonates as well as other known squalene synthetase inhibitors, for example, as disclosed in U.S. Patent No. 4,871,721 and 4,924,024 and in Biller, S.A., Neuenschwander, K., Ponpipom, M.M., and Poulter, C.D., Current Pharmaceutical Design, 2, 1-40 (1996).

In addition, other squalene synthetase inhibitors suitable for use herein include the terpenoid pyrophosphates disclosed by P. Ortiz de Montellano et al, J. Med. Chem., 1977, 20, 243-249, the farnesyl diphosphate analog A and presqualene pyrophosphate

(PSQ-PP) analogs as disclosed by Corey and Volante, J. Am. Chem. Soc., 1976, 98, 1291-1293, phosphinylphosphonates reported by McClard, R.W. et al, J.A.C.S., 1987, 109, 5544 and cyclopropanes reported by  
5 Capson, T.L., PhD dissertation, June, 1987, Dept. Med. Chem. U of Utah, Abstract, Table of Contents, pp 16, 17, 40-43, 48-51, Summary.

Other hypolipidemic agents suitable for use herein include, but are not limited to, fibric acid derivatives,  
10 such as fenofibrate, gemfibrozil, clofibrate, bezafibrate, ciprofibrate, clinofibrate and the like, probucol, and related compounds as disclosed in U.S. Patent No. 3,674,836, probucol and gemfibrozil being preferred, bile acid sequestrants such as cholestyramine,  
15 colestipol and DEAE-Sephadex (Secholex®, Policexide®) and cholestagel (Sankyo/Geltex), as well as lipostabil (Rhone-Poulenc), Eisai E-5050 (an N-substituted ethanolamine derivative), imanixil (HOE-402), tetrahydrolipstatin (THL), istigmastanylphos-  
20 phorylcholine (SPC, Roche), aminocyclodextrin (Tanabe Seiyoku), Ajinomoto AJ-814 (azulene derivative), melinamide (Sumitomo), Sandoz 58-035, American Cyanamid CL-277,082 and CL-283,546 (disubstituted urea derivatives), nicotinic acid (niacin), acipimox, acifran,  
25 neomycin, p-aminosalicylic acid, aspirin, poly(diallylmethylamine) derivatives such as disclosed in U.S. Patent No. 4,759,923, quaternary amine poly(diallyldimethylammonium chloride) and ionenes such as disclosed in U.S. Patent No. 4,027,009, and other  
30 known serum cholesterol lowering agents.

The hypolipidemic agent may be an ACAT inhibitor such as disclosed in, Drugs of the Future 24, 9-15 (1999), (Avasimibe); "The ACAT inhibitor, Cl-1011 is effective in the prevention and regression of aortic  
35 fatty streak area in hamsters", Nicolosi et al, Atherosclerosis (Shannon, Irel). (1998), 137(1), 77-85; "The pharmacological profile of FCE 27677: a novel ACAT

inhibitor with potent hypolipidemic activity mediated by selective suppression of the hepatic secretion of ApoB100-containing lipoprotein", Ghiselli, Giancarlo, Cardiovasc. Drug Rev. (1998), 16(1), 16-30; "RP 73163: a  
5 bioavailable alkylsulfinyl-diphenylimidazole ACAT inhibitor", Smith, C., et al, Bioorg. Med. Chem. Lett. (1996), 6(1), 47-50; "ACAT inhibitors: physiologic mechanisms for hypolipidemic and anti-atherosclerotic activities in experimental animals", Krause et al,  
10 Editor(s): Ruffolo, Robert R., Jr.; Hollinger, Manfred A., Inflammation: Mediators Pathways (1995), 173-98, Publisher: CRC, Boca Raton, Fla.; "ACAT inhibitors: potential anti-atherosclerotic agents", Sliskovic et al, Curr. Med. Chem. (1994), 1(3), 204-25; "Inhibitors of  
15 acyl-CoA:cholesterol O-acyl transferase (ACAT) as hypocholesterolemic agents. 6. The first water-soluble ACAT inhibitor with lipid-regulating activity. Inhibitors of acyl-CoA:cholesterol acyltransferase (ACAT). 7. Development of a series of substituted N-phenyl-N'-[(1-  
20 phenylcyclopentyl)methyl]ureas with enhanced hypocholesterolemic activity", Stout et al, Chemtracts: Org. Chem. (1995), 8(6), 359-62, or TS-962 (Taisho Pharmaceutical Co. Ltd).

The hypolipidemic agent may be an upregulator of  
25 LD2 receptor activity such as MD-700 (Taisho Pharmaceutical Co. Ltd) and LY295427 (Eli Lilly).

The hypolipidemic agent may be a cholesterol absorption inhibitor preferably Schering-Plough's SCH48461 as well as those disclosed in Atherosclerosis  
30 115, 45-63 (1995) and J. Med. Chem. 41, 973 (1998).

The hypolipidemic agent may be an ileal Na<sup>+</sup>/bile acid cotransporter inhibitor such as disclosed in Drugs of the Future, 24, 425-430 (1999).

Preferred hypolipidemic agents are pravastatin,  
35 lovastatin, simvastatin, atorvastatin, fluvastatin, cerivastatin, itavastatin and visastatin.

The above-mentioned U.S. patents are incorporated herein by reference. The amounts and dosages employed will be as indicated in the Physician's Desk Reference and/or in the patents set out above.

5           The compounds of formula I of the invention will be employed in a weight ratio to the hypolipidemic agent (were present), within the range from about 500:1 to about 1:500, preferably from about 100:1 to about 1:100.

10           The dose administered must be carefully adjusted according to age, weight and condition of the patient, as well as the route of administration, dosage form and regimen and the desired result.

15           The dosages and formulations for the hypolipidemic agent will be as disclosed in the various patents and applications discussed above.

          The dosages and formulations for the other hypolipidemic agent to be employed, where applicable, will be as set out in the latest edition of the Physicians' Desk Reference.

20           For oral administration, a satisfactory result may be obtained employing the MTP inhibitor in an amount within the range of from about 0.01 mg to about 500 mg and preferably from about 0.1 mg to about 100 mg, one to four times daily.

25           A preferred oral dosage form, such as tablets or capsules, will contain the MTP inhibitor in an amount of from about 1 to about 500 mg, preferably from about 2 to about 400 mg, and more preferably from about 5 to about 250 mg, one to four times daily.

30           For oral administration, a satisfactory result may be obtained employing an HMG CoA reductase inhibitor, for example, pravastatin, lovastatin, simvastatin, atorvastatin, fluvastatin or cerivastatin in dosages employed as indicated in the Physician's Desk Reference,  
35           such as in an amount within the range of from about 1 to 2000 mg, and preferably from about 4 to about 200 mg.



The squalene synthetase inhibitor may be employed in dosages in an amount within the range of from about 10 mg to about 2000 mg and preferably from about 25 mg to about 200 mg.

5 A preferred oral dosage form, such as tablets or capsules, will contain the HMG CoA reductase inhibitor in an amount from about 0.1 to about 100 mg, preferably from about 0.5 to about 80 mg, and more preferably from about 1 to about 40 mg.

10 A preferred oral dosage form, such as tablets or capsules will contain the squalene synthetase inhibitor in an amount of from about 10 to about 500 mg, preferably from about 25 to about 200 mg.

The hypolipidemic agent may also be a lipoxxygenase  
15 inhibitor including a 15-lipoxxygenase (15-LO) inhibitor such as benzimidazole derivatives as disclosed in WO 97/12615, 15-LO inhibitors as disclosed in WO 97/12613, isothiazolones as disclosed in WO 96/38144, and 15-LO inhibitors as disclosed by Sendobry et al "Attenuation of  
20 diet-induced atherosclerosis in rabbits with a highly selective 15-lipoxxygenase inhibitor lacking significant antioxidant properties", Brit. J. Pharmacology (1997) 120, 1199-1206, and Cornicelli et al, "15-Lipoxxygenase and its Inhibition: A Novel Therapeutic Target for  
25 Vascular Disease", Current Pharmaceutical Design, 1999, 5, 11-20.

The compounds of formula I and the hypolipidemic agent may be employed together in the same oral dosage form or in separate oral dosage forms taken at the same  
30 time.

The compositions described above may be administered in the dosage forms as described above in single or divided doses of one to four times daily. It may be advisable to start a patient on a low dose  
35 combination and work up gradually to a high dose combination.

The preferred hypolipidemic agent is pravastatin, simvastatin, lovastatin, atorvastatin, fluvastatin or cerivastatin as well as niacin and/or cholestagel.

The antidiabetic agent which may be optionally  
5 employed in combination with the compound of formula I may be 1,2,3 or more antidiabetic agents or antihyperglycemic agents including insulin secretagogues or insulin sensitizers, which may include biguanides, sulfonyl ureas, glucosidase inhibitors, PPAR  $\gamma$  agonists,  
10 such as thiazolidinediones,  $\alpha$ 2 inhibitors, PPAR  $\alpha/\gamma$  dual agonists, dipeptidyl peptidase IV (DP4) inhibitors, SGLT2 inhibitors, and/or meglitinides, as well as insulin, and/or glucagon-like peptide-1 (GLP-1).

The antidiabetic agent may be an oral  
15 antihyperglycemic agent preferably a biguanide such as metformin or phenformin or salts thereof, preferably metformin HCl.

Where the antidiabetic agent is a biguanide, the compounds of structure I will be employed in a weight  
20 ratio to biguanide within the range from about 0.001:1 to about 10:1, preferably from about 0.01:1 to about 5:1.

The antidiabetic agent may also preferably be a sulfonyl urea such as glyburide (also known as glibenclamide), glimepiride (disclosed in U.S. Patent No.  
25 4,379,785), glipizide, gliclazide or chlorpropamide, other known sulfonylureas or other antihyperglycemic agents which act on the ATP-dependent channel of the  $\beta$ -cells, with glyburide and glipizide being preferred, which may be administered in the same or in separate oral  
30 dosage forms.

The compounds of structure I will be employed in a weight ratio to the sulfonyl urea in the range from about 0.01:1 to about 100:1, preferably from about 0.02:1 to about 5:1.

35 The oral antidiabetic agent may also be a glucosidase inhibitor such as acarbose (disclosed in U.S. Patent No. 4,904,769) or miglitol (disclosed in U.S.

Patent No. 4,639,436), which may be administered in the same or in a separate oral dosage forms.

The compounds of structure I will be employed in a weight ratio to the glucosidase inhibitor within the  
5 range from about 0.01:1 to about 100:1, preferably from about 0.05:1 to about 10:1.

The compounds of structure I may be employed in combination with a PPAR  $\gamma$  agonist such as a  
thiazolidinedione oral anti-diabetic agent or other  
10 insulin sensitizers (which has an insulin sensitivity effect in NIDDM patients) such as troglitazone (Warner-Lambert's Rezulin<sup>®</sup>, disclosed in U.S. Patent No. 4,572,912), rosiglitazone (SKB), pioglitazone (Takeda), Mitsubishi's MCC-555 (disclosed in U.S. Patent No.  
15 5,594,016), Glaxo-Wellcome's GL-262570, englitazone (CP-68722, Pfizer) or darglitazone (CP-86325, Pfizer, isaglitazone (MIT/J&J), JTT-501 (JPNT/P&U), L-895645 (Merck), R-119702 (Sankyo/WL), NN-2344 (Dr. Reddy/NN), or YM-440 (Yamanouchi), preferably rosiglitazone and  
20 pioglitazone.

The compounds of structure I will be employed in a weight ratio to the thiazolidinedione in an amount within the range from about 0.01:1 to about 100:1, preferably from about 0.05 to about 10:1.

25 The sulfonyl urea and thiazolidinedione in amounts of less than about 150 mg oral antidiabetic agent may be incorporated in a single tablet with the compounds of structure I.

The compounds of structure I may also be employed  
30 in combination with a antihyperglycemic agent such as insulin or with glucagon-like peptide-1 (GLP-1) such as GLP-1(1-36) amide, GLP-1(7-36) amide, GLP-1(7-37) (as disclosed in U.S. Patent No. 5,614,492 to Habener, the disclosure of which is incorporated herein by reference),  
35 as well as AC2993 (Amylin) and LY-315902 (Lilly), which may be administered via injection, intranasal, inhalation or by transdermal or buccal devices.

Where present, metformin, the sulfonyl ureas, such as glyburide, glimepiride, glipyrade, glipizide, chlorpropamide and gliclazide and the glucosidase inhibitors acarbose or miglitol or insulin (injectable, pulmonary, buccal, or oral) may be employed in formulations as described above and in amounts and dosing as indicated in the Physician's Desk Reference (PDR).

Where present, metformin or salt thereof may be employed in amounts within the range from about 500 to about 2000 mg per day which may be administered in single or divided doses one to four times daily.

Where present, the thiazolidinedione anti-diabetic agent may be employed in amounts within the range from about 0.01 to about 2000 mg/day which may be administered in single or divided doses one to four times per day.

Where present insulin may be employed in formulations, amounts and dosing as indicated by the Physician's Desk Reference.

Where present GLP-1 peptides may be administered in oral buccal formulations, by nasal administration or parenterally as described in U.S. Patent Nos. 5,346,701 (TheraTech), 5,614,492 and 5,631,224 which are incorporated herein by reference.

The antidiabetic agent may also be a PPAR  $\alpha/\gamma$  dual agonist such as AR-HO39242 (Astra/Zeneca), GW-409544 (Glaxo-Wellcome), KRP297 (Kyorin Merck) as well as those disclosed by Murakami et al, "A Novel Insulin Sensitizer Acts As a Coligand for Peroxisome Proliferation - Activated Receptor Alpha (PPAR alpha) and PPAR gamma. Effect on PPAR alpha Activation on Abnormal Lipid Metabolism in Liver of Zucker Fatty Rats", Diabetes 47, 1841-1847 (1998).

The antidiabetic agent may be an SGLT2 inhibitor such as disclosed in U.S. provisional application No. 60/158,773, filed October 12, 1999 (attorney file LA49), employing dosages as set out therein. Preferred are the

compounds designated as preferred in the above application.

The antidiabetic agent may be an  $\alpha$ P2 inhibitor such as disclosed in U.S. application Serial No. 5 09/391,053, filed September 7, 1999, and in U.S. provisional application No. 60/127,745, filed April 5, 1999 (attorney file LA27\*), employing dosages as set out herein. Preferred are the compounds designated as preferred in the above application.

10 The antidiabetic agent may be a DP4 inhibitor such as disclosed in Provisional Application 60/188,555 filed March 10, 2000 (attorney file LA50), WO99/38501, WO99/46272, WO99/67279 (PROBIODRUG), WO99/67278 (PROBIODRUG), WO99/61431 (PROBIODRUG), NVP-DPP728A (1- 15 [[2-[(5-cyanopyridin-2-yl)amino]ethyl]amino]acetyl]-2-cyano-(S)-pyrrolidine) (Novartis) (preferred) as disclosed by Hughes et al, Biochemistry, 38(36), 11597-11603, 1999, TSL-225 (tryptophyl-1,2,3,4-tetrahydro-isoquinoline-3-carboxylic acid (disclosed by Yamada et 20 al, Bioorg. & Med. Chem. Lett. 8 (1998) 1537-1540, 2-cyanopyrrolidides and 4-cyanopyrrolidides as disclosed by Ashworth et al, Bioorg. & Med. Chem. Lett., Vol. 6, No. 22, pp 1163-1166 and 2745-2748 (1996) employing dosages as set out in the above references.

25 The meglitinide which may optionally be employed in combination with the compound of formula I of the invention may be repaglinide, nateglinide (Novartis) or KAD1229 (PF/Kissei), with repaglinide being preferred.

The compound of formula I will be employed in a 30 weight ratio to the meglitinide, PPAR  $\gamma$  agonist, PPAR  $\alpha/\gamma$  dual agonist,  $\alpha$ P2 inhibitor, DP4 inhibitor or SGLT2 inhibitor within the range from about 0.01:1 to about 100:1, preferably from about 0.05 to about 10:1.

The other type of therapeutic agent which may be 35 optionally employed with a compound of formula I may be 1, 2, 3 or more of an anti-obesity agent including a beta 3 adrenergic agonist, a lipase inhibitor, a serotonin

(and dopamine) reuptake inhibitor, an  $\alpha_2$  inhibitor, a thyroid receptor agonist and/or an anorectic agent.

The beta 3 adrenergic agonist which may be optionally employed in combination with a compound of formula I may be AJ9677 (Takeda/Dainippon), L750355 (Merck), or CP331648 (Pfizer) or other known beta 3 agonists as disclosed in U.S. Patent Nos. 5,541,204, 5,770,615, 5,491,134, 5,776,983 and 5,488,064, with AJ9677, L750,355 and CP331648 being preferred.

The lipase inhibitor which may be optionally employed in combination with a compound of formula I may be orlistat or ATL-962 (Alizyme), with orlistat being preferred.

The serotonin (and dopamine) reuptake inhibitor which may be optionally employed in combination with a compound of formula I may be sibutramine, topiramate (Johnson & Johnson) or axokine (Regeneron), with sibutramine and topiramate being preferred.

The thyroid receptor agonist which may be optionally employed in combination with a compound of formula I may be a thyroid receptor ligand as disclosed in WO97/21993 (U. Cal SF), WO99/00353 (KaroBio), GB98/284425 (KaroBio), and U.S. Provisional Application 60/183,223 filed February 17, 2000, with compounds of the KaroBio applications and the above U.S. provisional application being preferred.

The anorectic agent which may be optionally employed in combination with a compound of formula I may be dexamphetamine, phentermine, phenylpropanolamine or mazindol, with dexamphetamine being preferred.

The various anti-obesity agents described above may be employed in the same dosage form with the compound of formula I or in different dosage forms, in dosages and regimens as generally known in the art or in the PDR.

The antihypertensive agents which may be employed in combination with the compound of formula I of the invention include ACE inhibitors, angiotensin II receptor

antagonists, NEP/ACE inhibitors, as well as calcium channel blockers,  $\beta$ -adrenergic blockers and other types of antihypertensive agents including diuretics.

5 The angiotensin converting enzyme inhibitor which may be employed herein includes those containing a mercapto (-S-) moiety such as substituted proline derivatives, such as any of those disclosed in U.S. Pat. No. 4,046,889 to Ondetti et al mentioned above, with captopril, that is, 1-[(2S)-3-mercapto-2-  
10 methylpropionyl]-L-proline, being preferred, and mercaptoacyl derivatives of substituted prolines such as any of those disclosed in U.S. Pat. No. 4,316,906 with zofenopril being preferred.

Other examples of mercapto containing ACE  
15 inhibitors that may be employed herein include rentiapril (fentiapril, Santen) disclosed in Clin. Exp. Pharmacol. Physiol. 10:131 (1983); as well as pivopril and YS980.

Other examples of angiotensin converting enzyme inhibitors which may be employed herein include any of  
20 those disclosed in U.S. Pat. No. 4,374,829 mentioned above, with N-(1-ethoxycarbonyl-3-phenylpropyl)-L-alanyl-L-proline, that is, enalapril, being preferred, any of the phosphonate substituted amino or imino acids or salts disclosed in U.S. Pat. No. 4,452,790 with (S)-1-[6-amino-  
25 2-[[hydroxy-(4-phenylbutyl)phosphinyl]oxy]-1-oxohexyl]-L-proline or (ceronapril) being preferred, phosphinylalkanoyl prolines disclosed in U.S. Pat. No. 4,168,267 mentioned above with fosinopril being preferred, any of the phosphinylalkanoyl substituted  
30 prolines disclosed in U.S. Pat. No. 4,337,201, and the phosphonamidates disclosed in U.S. Pat. No. 4,432,971 discussed above.

Other examples of ACE inhibitors that may be employed herein include Beecham's BRL 36,378 as disclosed  
35 in European Patent Application Nos. 80822 and 60668; Chugai's MC-838 disclosed in C.A. 102:72588v and Jap. J. Pharmacol. 40:373 (1986); Ciba-Geigy's CGS 14824 (3-([1-

ethoxycarbonyl-3-phenyl-(1S)-propyl]amino)-2,3,4,5-tetrahydro-2-oxo-1-(3S)-benzazepine-1 acetic acid HCl) disclosed in U.K. Patent No. 2103614 and CGS 16,617 (3(S)-[[(1S)-5-amino-1-carboxypentyl]amino]-2,3,4,5-tetrahydro-2-oxo-1H-1-benzazepine-1-ethanoic acid) disclosed in U.S. Pat. No. 4,473,575; cetapril (alacepril, Dainippon) disclosed in Eur. Therap. Res. 39:671 (1986); 40:543 (1986); ramipril (Hoechst) disclosed in Euro. Patent No. 79-022 and Curr. Ther. Res. 40:74 (1986); Ru 44570 (Hoechst) disclosed in Arzneimittelforschung 34:1254 (1985), cilazapril (Hoffman-LaRoche) disclosed in J. Cardiovasc. Pharmacol. 9:39 (1987); R 31-2201 (Hoffman-LaRoche) disclosed in FEBS Lett. 165:201 (1984); lisinopril (Merck), indalapril (delapril) disclosed in U.S. Pat. No. 4,385,051; indolapril (Schering) disclosed in J. Cardiovasc. Pharmacol. 5:643, 655 (1983), spirapril (Schering) disclosed in Acta. Pharmacol. Toxicol. 59 (Supp. 5):173 (1986); perindopril (Servier) disclosed in Eur. J. clin. Pharmacol. 31:519 (1987); quinapril (Warner-Lambert) disclosed in U.S. Pat. No. 4,344,949 and CI925 (Warner-Lambert) ([3S-[2[R(\*)R(\*)]]3R(\*)]-2-[2-[[1-(ethoxycarbonyl)-3-phenylpropyl]amino]-1-oxopropyl]-1,2,3,4-tetrahydro-6,7-dimethoxy-3-isoquinolinecarboxylic acid HCl) disclosed in Pharmacologist 26:243, 266 (1984), WY-44221 (Wyeth) disclosed in J. Med. Chem. 26:394 (1983).

Preferred ACE inhibitors are captopril, fosinopril, enalapril, lisinopril, quinapril, benazepril, fentiapril, ramipril and moexipril.

NEP/ACE inhibitors may also be employed herein in that they possess neutral endopeptidase (NEP) inhibitory activity and angiotensin converting enzyme (ACE) inhibitory activity. Examples of NEP/ACE inhibitors suitable for use herein include those disclosed in U.S. Pat. No.s. 5,362,727, 5,366,973, 5,225,401, 4,722,810, 5,223,516, 4,749,688, U.S. Patent. No. 5,552,397, U.S. Pat. No. 5,504,080, U.S. Patent No. 5,612,359, U.S. Pat.



No. 5,525,723, European Patent Application 0599,444, 0481,522, 0599,444, 0595,610, European Patent Application 0534363A2, 534,396 and 534,492, and European Patent Application 0629627A2.

5 Preferred are those NEP/ACE inhibitors and dosages thereof which are designated as preferred in the above patents/applications which U.S. patents are incorporated herein by reference; most preferred are omapatrilat, BMS 10 189,921 ([S-(R\*,R\*)]-hexahydro-6-[(2-mercapto-1-oxo-3-phenylpropyl)amino]-2,2-dimethyl-7-oxo-1H-azepine-1-acetic acid (gemopatrilat)) and CGS 30440.

The angiotensin II receptor antagonist (also referred to herein as angiotensin II antagonist or AII antagonist) suitable for use herein includes, but is not 15 limited to, irbesartan, losartan, valsartan, candesartan, telmisartan, tasosartan or eprosartan, with irbesartan, losartan or valsartan being preferred.

A preferred oral dosage form, such as tablets or capsules, will contain the ACE inhibitor or AII 20 antagonist in an amount within the range from about 0.1 to about 500 mg, preferably from about 5 to about 200 mg and more preferably from about 10 to about 150 mg.

For parenteral administration, the ACE inhibitor, angiotensin II antagonist or NEP/ACE inhibitor will be 25 employed in an amount within the range from about 0.005 mg/kg to about 10 mg/kg and preferably from about 0.01 mg/kg to about 1 mg/kg.

Where a drug is to be administered intravenously, it will be formulated in conventional vehicles, such as 30 distilled water, saline, Ringer's solution or other conventional carriers.

It will be appreciated that preferred dosages of ACE inhibitor and AII antagonist as well as other antihypertensives disclosed herein will be as set out in 35 the latest edition of the Physician's Desk Reference (PDR).

Other examples of preferred antihypertensive agents suitable for use herein include omapatrilat (Vanlev®) amlodipine besylate (Norvasc®), prazosin HCl (Minipress®), verapamil, nifedipine, nadolol, diltiazem, 5 felodipine, nisoldipine, isradipine, nicardipine, atenolol, carvedilol, sotalol, terazosin, doxazosin, propranolol, and clonidine HCl (Catapres®).

Diuretics which may be employed in combination with compounds of formula I include hydrochlorothiazide, 10 torasemide, furosemide, spironolactone, and indapamide.

Antiplatelet agents which may be employed in combination with compounds of formula I of the invention include aspirin, clopidogrel, ticlopidine, dipyridamole, abciximab, tirofiban, eptifibatide, anagrelide, and 15 ifetroban, with clopidogrel and aspirin being preferred.

The antiplatelet drugs may be employed in amounts as indicated in the PDR. Ifetroban may be employed in amounts as set out in U.S. Patent No. 5,100,889.

Antiosteoporosis agents suitable for use herein in 20 combination with the compounds of formula I of the invention include parathyroid hormone or bisphosphonates, such as MK-217 (alendronate) (Fosamax®). Dosages employed will be as set out in the PDR.

In carrying out the method of the invention, a 25 pharmaceutical composition will be employed containing the compounds of structure I, with or without another therapeutic agent, in association with a pharmaceutical vehicle or diluent. The pharmaceutical composition can be formulated employing conventional solid or liquid 30 vehicles or diluents and pharmaceutical additives of a type appropriate to the mode of desired administration. The compounds can be administered to mammalian species including humans, monkeys, dogs, etc. by an oral route, for example, in the form of tablets, capsules, granules 35 or powders, or they can be administered by a parenteral route in the form of injectable preparations. The dose for adults is preferably between 50 and 2,000 mg per day,

which can be administered in a single dose or in the form of individual doses from 1-4 times per day.

A typical capsule for oral administration contains compounds of structure I (250 mg), lactose (75 mg) and  
5 magnesium stearate (15 mg). The mixture is passed through a 60 mesh sieve and packed into a No. 1 gelatin capsule.

A typical injectable preparation is produced by aseptically placing 250 mg of compounds of structure I  
10 into a vial, aseptically freeze-drying and sealing. For use, the contents of the vial are mixed with 2 mL of physiological saline, to produce an injectable preparation.

15 The following Examples represent preferred embodiments of the invention.

The following abbreviations are employed in the Examples:

20 Ph = phenyl  
Bn = benzyl  
t-Bu = tertiary butyl  
Me = methyl  
25 Et = ethyl  
TMS = trimethylsilyl  
TMSN<sub>3</sub> = trimethylsilyl azide  
TBS = tert-butyl dimethylsilyl  
FMOC = fluorenylmethoxycarbonyl  
30 Boc = tert-butoxycarbonyl  
Cbz = carbobenzyloxy or carbobenzyloxy or benzyloxycarbonyl  
THF = tetrahydrofuran  
Et<sub>2</sub>O = diethyl ether  
hex = hexanes  
35 EtOAc = ethyl acetate  
DMF = dimethyl formamide  
MeOH = methanol  
EtOH = ethanol  
i-PrOH = isopropanol  
40 DMSO = dimethyl sulfoxide  
DME = 1,2 dimethoxyethane  
DCE = 1,2 dichloroethane  
HMPA = hexamethyl phosphoric triamide  
HOAc or AcOH = acetic acid  
45 TFA = trifluoroacetic acid  
i-Pr<sub>2</sub>NEt = diisopropylethylamine

- Et<sub>3</sub>N = triethylamine  
NMM = N-methyl morpholine  
DMAP = 4-dimethylaminopyridine  
NaBH<sub>4</sub> = sodium borohydride  
5 NaBH(OAc)<sub>3</sub> = sodium triacetoxyborohydride  
DIBALH = diisobutyl aluminum hydride  
LiAlH<sub>4</sub> = lithium aluminum hydride  
n-BuLi = n-butyllithium  
Pd/C = palladium on carbon  
10 PtO<sub>2</sub> = platinum oxide  
KOH = potassium hydroxide  
NaOH = sodium hydroxide  
LiOH = lithium hydroxide  
K<sub>2</sub>CO<sub>3</sub> = potassium carbonate  
15 NaHCO<sub>3</sub> = sodium bicarbonate  
DBU = 1,8-diazabicyclo[5.4.0]undec-7-ene  
EDC (or EDC.HCl) or EDCI (or EDCI.HCl) or EDAC = 3-ethyl-3'-(dimethylamino)propyl-carbodiimide hydrochloride (or 1-(3-dimethylaminopropyl)-3-ethylcarbodiimide  
20 hydrochloride)  
HOBT or HOBT.H<sub>2</sub>O = 1-hydroxybenzotriazole hydrate  
HOAT = 1-Hydroxy-7-azabenzotriazole  
BOP reagent = benzotriazol-1-yloxy-tris (dimethylamino) phosphonium hexafluorophosphate  
25 NaN(TMS)<sub>2</sub> = sodium hexamethyldisilazide or sodium bis(trimethylsilyl)amide  
Ph<sub>3</sub>P = triphenylphosphine  
Pd(OAc)<sub>2</sub> = Palladium acetate  
(Ph<sub>3</sub>P)<sub>4</sub>Pd<sup>0</sup> = tetrakis triphenylphosphine palladium  
30 DEAD = diethyl azodicarboxylate  
DIAD = diisopropyl azodicarboxylate  
Cbz-Cl = benzyl chloroformate  
CAN = ceric ammonium nitrate  
SAX = Strong Anion Exchanger  
35 SCX = Strong Cation Exchanger  
Ar = argon  
N<sub>2</sub> = nitrogen  
min = minute(s)  
h or hr = hour(s)  
40 L = liter  
mL = milliliter  
μL = microliter  
g = gram(s)  
mg = milligram(s)  
45 mol = moles  
mmol = millimole(s)  
meq = milliequivalent  
RT = room temperature  
sat or sat'd = saturated  
50 aq. = aqueous  
TLC = thin layer chromatography  
HPLC = high performance liquid chromatography

LC/MS = high performance liquid chromatography/mass spectrometry

MS or Mass Spec = mass spectrometry

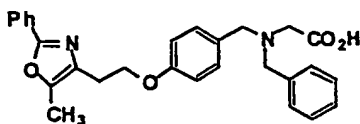
NMR = nuclear magnetic resonance

5 NMR spectral data: s = singlet; d = doublet; m = multiplet; br = broad; t = triplet

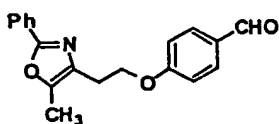
mp = melting point

Example 1

10



A.



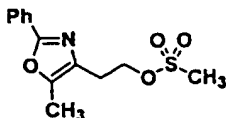
15

To a 0°C solution of 4-hydroxybenzaldehyde (1.70 g, 12.3 mmol), 5-phenyl-2-methyl-oxazole-4-ethanol (Maybridge; 2.50 g, 14.0 mmol) and Ph<sub>3</sub>P (4.20 g, 16.0 mmol) in dry THF (30 mL) was added dropwise DEAD (3.20 g, 20 15.0 mmol). The solution was stirred at 0°C for 0.5 h, then was allowed to warm to RT and stirred overnight. The orange-red solution was concentrated *in vacuo* and the residue was chromatographed (stepwise gradient from 5:1 to 5:2 hex:EtOAc) to give Part A compound (2.47 g, 65%) 25 as a clear, slightly yellow viscous oil.

A1. Alternative Procedure for Preparing Part A Aldehyde

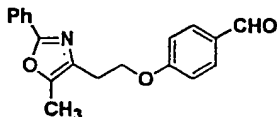
30

(1)



To a  $-5^{\circ}\text{C}$  solution of 5-phenyl-2-methyl-oxazole-4-ethanol (20.00 g, 0.098 mol) in  $\text{CH}_2\text{Cl}_2$  (100 mL) was added methanesulfonyl chloride (12.40 g, 0.108 mol) in one portion (exothermic reaction). After recooling to  $-5^{\circ}\text{C}$ ,  
5  $\text{Et}_3\text{N}$  (11.1 g, 0.110 mol) was added slowly over 30 min (internal temperature  $<3^{\circ}\text{C}$ ). The reaction was allowed to warm to RT and stirred for 1 h (reaction monitored by analytical HPLC), at which point starting material had been consumed. The reaction was washed with aqueous HCl  
10 (2 x 50 mL of a 3N solution). The combined aqueous layers were extracted with  $\text{CH}_2\text{Cl}_2$  (50 mL). The combined organic extracts were successively washed with satd. aqueous  $\text{NaHCO}_3$  and brine (50 mL each), dried ( $\text{Na}_2\text{SO}_4$ ), and concentrated to ~30 mL volume. Methyl tert-butyl ether  
15 (120 mL) was added and the mixture was stirred; a white solid was formed. The mixture was cooled to  $-20^{\circ}\text{C}$  for complete crystallization. The product was filtered and vacuum-dried to give the product mesylate (23.3 g, 85%) as a white solid. The mother liquor was concentrated in  
20 vacuo and recrystallized from methyl tert butyl ether/heptane to give a second crop of product mesylate (3.3 g, 12%; total yield = 97%).

(2)

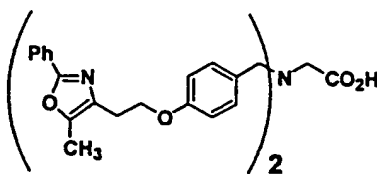


A mixture of the above mesylate (13.6 g, 0.048 mol), 4-hydroxybenzaldehyde (7.09 g, 0.058 mol) and  $\text{K}_2\text{CO}_3$  (9.95  
30 g, 0.072 mol) in DMF (110 mL) was heated at  $100^{\circ}\text{C}$  for 2 h (reaction complete by analytical HPLC). The mixture was allowed to cool to RT and then poured into ice-water (400 mL) and stirred for 30 min. The solid product was filtered and washed with cold water (3 x 25 mL) and dried  
35 in vacuo at  $50^{\circ}\text{-}60^{\circ}\text{C}$  overnight. The crude product was

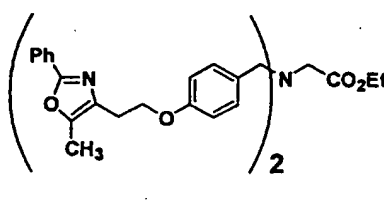


NaOH (3.0 mL of a 1M solution) and the resulting solution was refluxed for 1.5 h. Acidic extractive workup as above gave the desired title compound as a colorless solid (28 mg; 71%).  $[M + H]^+ = 457.2$

5

Example 2

A.



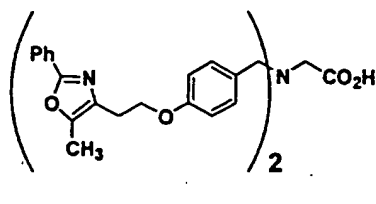
10

To a solution of Example 1 Part A compound (147 mg; 0.479 mmol) and glycine ethyl ester hydrochloride (73 mg; 0.52 mmol) in DCE (2 mL) was added  $\text{Et}_3\text{N}$  and  $\text{NaBH}(\text{OAc})_3$  (156 mg; 0.74 mmol) and the reaction was stirred overnight at RT. Flash chromatography (stepwise gradient from 7:3 to 2:3 hex: EtOAc) gave 35 mg (21%) of the dibenzyl glycine ester (Example 2 Part A compound). In addition, 127 mg (67%) of the monobenzyl glycine ester (Example 3 Part A compound) was obtained.

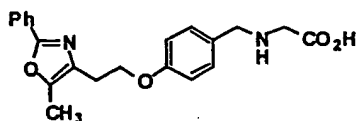
20



B.

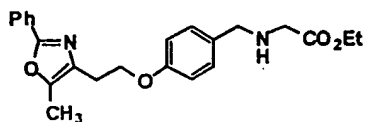


5 A solution of Example 1 Part A compound (35 mg;  
0.051 mmol) in MeOH (2 mL) and aqueous NaOH (3 mL of a 1M  
solution) was heated under reflux for 12 h. The solution  
was adjusted to pH 5 with aqueous 1M HCl and aqueous 1 M  
NaOH, then extracted with EtOAc (3x). The combined  
10 organic extracts were washed with brine, dried (Na<sub>2</sub>SO<sub>4</sub>),  
and concentrated in vacuo to give title compound (13 mg)  
as a colorless solid. [M + H]<sup>+</sup> = 658.2

Example 3

15

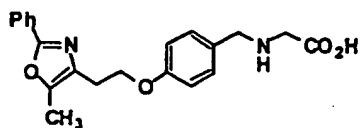
A.



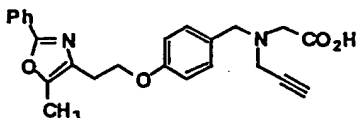
20

To a solution of Example 1 Part A compound (147 mg;  
0.479 mmol) and glycine ethyl ester hydrochloride (73 mg;  
mmol) in DCE was added Et<sub>3</sub>N and NaBH(OAc)<sub>3</sub> (156 mg; 0.74  
mmol). Flash chromatography (stepwise gradient from 7:3  
25 to 2:3 hex: EtOAc) gave 127 mg (67%) of the title  
compound. In addition, 35 mg (21%) of the bis-benzyl  
glycine ester (Example 2 Part A compound) was obtained as  
a byproduct.

B.

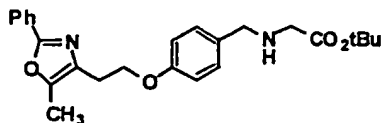


5 A solution of Part A compound (72 mg; 0.18 mmol) in aqueous NaOH (2 mL of a 1M solution) and MeOH (2 mL) was refluxed for 3 h. The reaction was adjusted to pH 5 with aqueous 1M HCl, and solids were filtered off. The filtrate was extracted with EtOAc (3x). The combined  
 10 organic extracts were washed with brine, dried (Na<sub>2</sub>SO<sub>4</sub>) and concentrated in vacuo to give a colorless solid, which was purified by preparative HPLC (utilizing a YMC S5 ODS 20 mm x 100 mm column with a continuous gradient from 70% A:30 %B to 100% B for 10 min at a flow rate of  
 15 20 mL/min, where A = 90:10:0.1 H<sub>2</sub>O:MeOH:TFA and where B = 90:10:0.1 MeOH:H<sub>2</sub>O:TFA) to give title compound (10 mg; 15%) as a colorless solid. [M + H]<sup>+</sup> = 367.2

Example 4

20

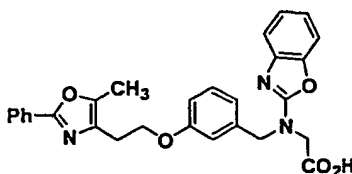
A solution of the amino t-butyl ester (0.040 g, 0.095 mmol), (prepared as described for Example 7 Part C,  
 25 except that the aldehyde used in the reductive amination was Example 1 Part A instead of Example 7 Part A)



and propargyl bromide (0.014 g, 0.120 mmol) and DBU (0.5 mL; 2.96 mmol) in DCE (1 mL) was stirred at 0°C for 5 h.

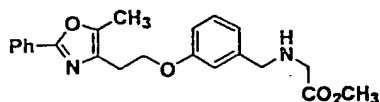
TLC showed that the reaction was complete at this point. EtOAc (10 mL) was added and the organic phase was washed with H<sub>2</sub>O and concentrated *in vacuo*. The residual oil was dissolved in CH<sub>2</sub>Cl<sub>2</sub>/TFA (1:1, 1 mL) and stirred at RT for 5 h, then concentrated *in vacuo*. The residue was purified by preparative HPLC (YMC S5 ODS 30 mm x 250 mm reverse phase column; flow rate = 25 mL/min; 30 min continuous gradient from 70:30 A:B to 100% B; where A = 90:10:0.1 H<sub>2</sub>O:MeOH:TFA and where B = 90:10:0.1 MeOH:H<sub>2</sub>O:TFA) to give the title compound (34 mg, 92%) as an oil. LC/MS (electrospray) gave the correct [M + H]<sup>+</sup> = 405.2 for the title compound.

Example 5



15

A solution of 2-chlorobenzoxazole (20 mg; 0.131 mmol), the secondary amine-methyl ester (52 mg; 0.146 mmol)

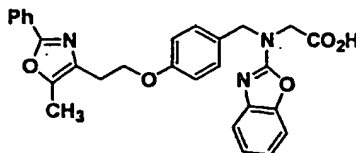


(prepared as described in Example 3 Part A except glycine ethyl ester HCl was replaced by glycine methyl ester HCl and the Example 7 Part A aldehyde was employed), and excess Et<sub>3</sub>N (0.5 mL) in THF (2.0 mL) was heated to 100°C in a sealed tube and the reaction was monitored by LC/MS. After 4 days, starting amine had been consumed. The reaction was cooled to RT and aqueous LiOH (0.50 mL of a 1 M solution) was added to the solution. The solution was stirred at RT for 5 h, after which the hydrolysis was

30

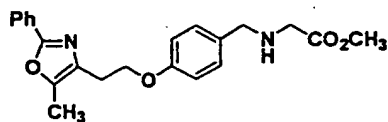
complete. The mixture was concentrated in vacuo to give the crude acid as an oil, which was purified by preparative HPLC (30 min continuous gradient from 70:30 A:B to 100% B, where A = 90:10:0.1 H<sub>2</sub>O:MeOH:TFA and B = 90:10:0.1 MeOH:H<sub>2</sub>O:TFA; flow rate = 25 mL/min; YMC S5 ODS 30 x 250 mm reverse-phase column) to give the title compound (52 mg; 82%) as a solid after lyophilization from (MeOH/H<sub>2</sub>O). [M + H]<sup>+</sup> = 484.2

10

Example 6

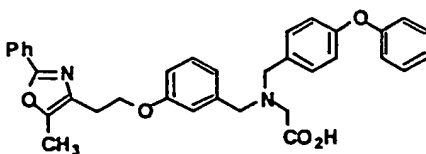
The title compound (13 mg; 21%) was prepared in an analogous fashion to Example 5 using the corresponding secondary amine-methyl ester.

15



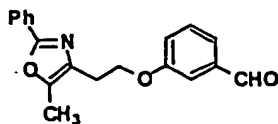
(This compound was prepared as described in Example 3 Part A except glycine ethyl ester HCl was replaced by glycine methyl ester HCl). Example 6: [M+H]<sup>+</sup> = 484.2

20

Example 7

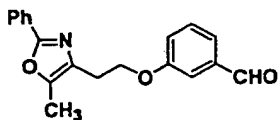
25

A.



5 To a 0°C solution of 3-hydroxybenzaldehyde (3.00 g; 24.6 mmol), 2-phenyl-5-methyl-oxazole-4-ethanol (5.00 g; 24.6 mmol) and Ph<sub>3</sub>P (7.10 g; 27.1 mmol) in dry THF (75 mL) was added dropwise DEAD (4.27 mL; 27.1 mmol) over 10 min. The brown-orange solution was allowed to warm to RT and stirred at RT for 24 h. The solution was concentrated *in vacuo* and chromatographed (SiO<sub>2</sub>; stepwise gradient: 100% hex to hex:EtOAc 3:1) to give Part A compound as a pale yellow viscous oil (4.01 g; 53%).

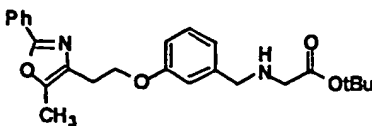
15 A.1. Alternative Procedure for Preparing Part A Aldehyde



20 To a solution of 3-hydroxybenzaldehyde (9.1 g; 0.074 mmol) in CH<sub>3</sub>CN (206 mL) was added K<sub>2</sub>CO<sub>3</sub> (10.3 g). The mixture was heated to 90°C in an oil bath and stirred for 18 h at 90°C (the reaction was complete at this point by analytical HPLC). The reaction was cooled to RT, then diluted with EtOAc (500 mL), washed with H<sub>2</sub>O, aqueous NaOH (2 x 100 mL of a 1 M solution) and brine. The organic phase was dried (MgSO<sub>4</sub>) and concentrated *in vacuo*. The residual oil was chromatographed (SiO<sub>2</sub>; hex:EtOAc from 9:1 to 4:1) to give the Part A aldehyde (12.7 g; 67%) as a viscous, clear, pale yellow oil.

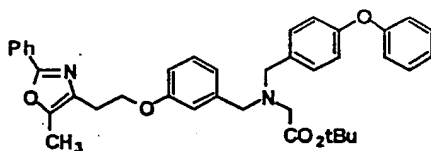
30

B.



- 5 A solution of the Part A1 compound (4.00 g; 13.0 mmol), glycine tert-butyl ester hydrochloride (2.40 g; 14.3 mmol) and Et<sub>3</sub>N (2.18 mL; 15.7 mmol) in MeOH (30 mL) was stirred at RT for 6 h and then cooled to 0°C. A solution of NaBH<sub>4</sub> (594 mg; 15.7 mmol) in MeOH (10 mL) was
- 10 added portionwise at 0°C to the solution of crude imine over ~15 min. The solution was stirred at 0°C for 3 h, then at RT for 3 h, then concentrated *in vacuo* without heating to removed MeOH. The residue was partitioned between saturated aqueous NaCl and EtOAc (50 mL each).
- 15 The aqueous layer was extracted with EtOAc (2 x 50 mL). The combined organic extracts were dried (Na<sub>2</sub>SO<sub>4</sub>) and concentrated *in vacuo* to give a yellow oil, which was chromatographed on SiO<sub>2</sub> (stepwise gradient; hex:EtOAc from 4:1 to 2:3) to give Part B compound as a pale
- 20 viscous yellow oil (4.82 g; 88%).

C.

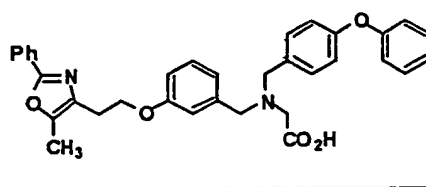


- 25 To a solution of Part B compound (0.400 g; 0.95 mmol) and 4-phenoxybenzaldehyde (0.216 g; 1.09 mmol) in DCE (5 mL) was added NaBH(OAc)<sub>3</sub> (0.300 g; 1.42 mmol), followed by HOAc (25 μL). The reaction was stirred at RT
- 30 for 24 h. 10% unreacted starting amine was still present by analytical HPLC. Additional aldehyde (30 mg) and

NaBH(OAc)<sub>3</sub> (60 mg) were added and the reaction was stirred at RT for a further 18 h, after which reaction was complete. The solution was partitioned between aqueous NaHCO<sub>3</sub> (50 mL of a 10% solution) and EtOAc (50 mL). The aqueous layer was extracted with EtOAc (2 x 25 mL). The combined organic extracts were washed with aqueous NaHCO<sub>3</sub> (2 x 15 mL of a 10% solution), dried (Na<sub>2</sub>SO<sub>4</sub>) and concentrated *in vacuo* to give Part C compound (521 mg crude material) as a clear, colorless oil.

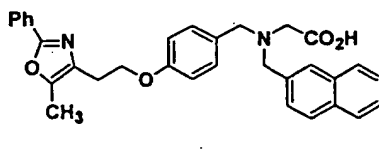
10

D.



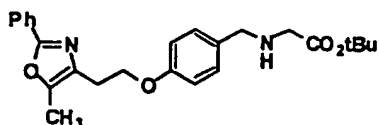
Part C compound was dissolved in CHCl<sub>3</sub> (2 mL) and TFA (1.5 mL) and the solution was stirred at RT for 24 h. The solution was concentrated *in vacuo* and the residue was purified by preparative HPLC (YMC S5 ODS 20 x 250 mm column; continuous gradient from 40:60 solvent A:B to 100% solvent B; where solvent A = 90:10:0.1 H<sub>2</sub>O:MeOH:TFA; solvent B = 90:10:0.1 MeOH:H<sub>2</sub>O:TFA ). The purified product was lyophilized from MeOH/H<sub>2</sub>O to give the title amino acid (312 mg; 48% over 2 steps) as its TFA salt (off-white lyophilate). [M+H]<sup>+</sup> (electrospray) = 549.3

25

Example 8

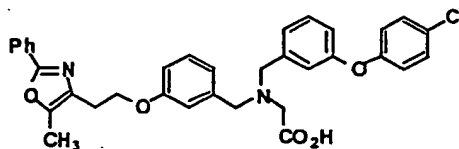
A mixture of the amino-ester (39 mg; 0.092 mmol),

30

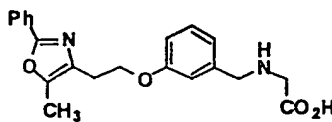


(prepared as described in Example 4),  
 2-naphthaldehyde (29 mg; 0.185 mmol), and NaBH(OAc)<sub>3</sub> (100  
 mg; 0.472 mmol) in DCE (1.5 mL) was stirred at RT for 16  
 5 h. TFA (1.0 mL) was then added to the mixture, which was  
 stirred at RT for a further 12 h. Volatiles were removed  
*in vacuo*. The resulting residue was diluted with MeOH  
 (1.5 mL), filtered, and purified by preparative HPLC (YMC  
 S5 ODS 30mm x 250 mm column; continuous 30 min gradient @  
 10 25 mL/min from 100% A to 100% B; solvent A = 90:10:0.1  
 H<sub>2</sub>O:MeOH:TFA; B = 90:10:0.1 MeOH:H<sub>2</sub>O:TFA) to give the  
 desired title product (39 mg; 68%) as a clear, viscous  
 oil. [M + H]<sup>+</sup> = 507.3

15

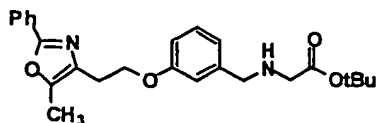
Example 9

A.



20

A solution of the amino acid tert-butyl ester (1.8  
 g, 4.27 mmol)

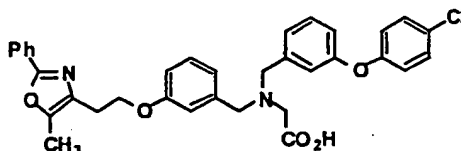


25 (prepared as described in Example 7 Part B),  
 and TFA (20 mL) in CH<sub>2</sub>Cl<sub>2</sub> (40 mL) was stirred at RT  
 overnight. The solution was concentrated *in vacuo*, and



the residue was dissolved in  $\text{CH}_2\text{Cl}_2$  and eluted through solid  $\text{NaHCO}_3$  (to remove excess TFA) with excess  $\text{CH}_2\text{Cl}_2$ . The combined filtrates were concentrated in vacuo to provide the desired amino acid Part A compound (1.48 g; 5 95%).  $[\text{M} + \text{H}]^+ = 457.2$

B.



10

The title compound was prepared as part of a solution phase library run using the following exemplary procedure:

To a solution of the Part A amino acid compound (27 15 mg, 0.074 mmol; in 2 mL  $\text{CH}_2\text{Cl}_2$ ) was added (4-chlorophenoxy)-3-benzaldehyde (86 mg; 0.37 mmol),  $\text{NaBH}(\text{OAc})_3$  (79 mg, 0.37 mmol) and HOAc (0.1 mL). The reaction was stirred at RT for 15 h.

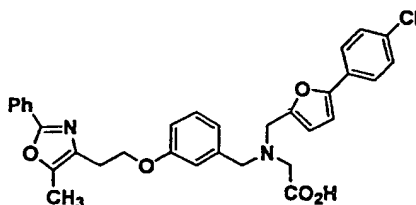
The product was purified via solid-phase extraction 20 using a Varian SAX cartridge (3 g of sorbent in a 6 mL column, 0.3 meq/g) by the procedure outlined below:

- 1) The column was conditioned with MeOH (10 mL) and  $\text{CH}_2\text{Cl}_2$  (20 mL)
- 2) The reaction mixture was loaded onto the SAX column
- 3) The column was rinsed with  $\text{CH}_2\text{Cl}_2$  (10 mL)
- 30 4) The column was rinsed with 1% TFA in MeOH (3 mL)
- 5) The product was eluted with 1% TFA in MeOH (20 mL)

The product solution (combined fractions from step 5) was concentrated using a Speed Vac for 16 h to afford the crude product (25 mg; 49%) as a solid. Reverse-phase HPLC analysis (YMC S5 ODS 4.6 x 33 mm column, continuous gradient from 100% A to 100% B for 2 min at a flow rate of 5 mL/min [Solvent A = 10% MeOH/90% H<sub>2</sub>O/0.2% H<sub>3</sub>PO<sub>4</sub>; Solvent B = 90% MeOH/10% H<sub>2</sub>O/0.2% H<sub>3</sub>PO<sub>4</sub>]) indicated that the product purity was 92%. In addition, LC/MS (electrospray) gave the correct molecular ion [(M+H)<sup>+</sup> = 583] for the title compound.

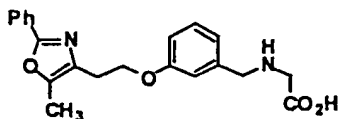
#### Example 10

(procedure used with heterocyclic aldehydes).



The title compound was prepared as part of a solution phase library run using the following exemplary procedure.

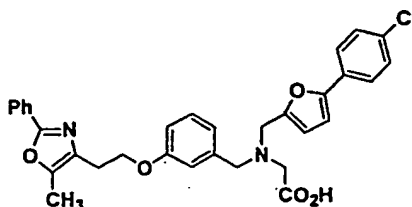
A mixture of the amino acid (14 mg; 0.038 mmol),



(prepared as described in Example 9 Part A), 5-(4-chlorophenyl)-2-furfural (16 mg; 0.076 mmol), and NaBH(OAc)<sub>3</sub> (72 mg; 0.34 mmol) in DCE (1.5 mL) was stirred at RT for 16 h. TFA (1.0 mL) was then added to the mixture, which was stirred at RT for a further 12 h. Volatiles were removed in vacuo. The resulting residue was diluted with MeOH (1.5 mL), filtered, and purified by

preparative HPLC (YMC S5 ODS 30mm x 250 mm column;  
continuous 30 minute gradient @ 25 mL/min from 100% A to  
100% B; solvent A = 90:10:0.1 H<sub>2</sub>O:MeOH:TFA; B = 90:10:0.1  
MeOH:H<sub>2</sub>O:TFA) to give the desired title product (39 mg;  
5 68%) as a clear, viscous oil.

Example 10A



10

An alternative purification procedure to preparative HPLC was used as follows:

The crude reductive amination product was purified by solid-phase extraction using an SAX cartridge (United  
15 Chemicals; 3 g of sorbent in a 6 mL column, 0.3 meq/g) by the procedure outlined below:

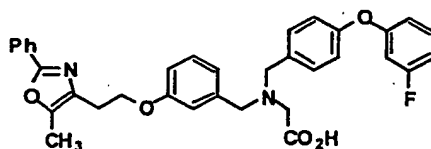
- 1) The column was conditioned with MeOH (5 mL) and CH<sub>2</sub>Cl<sub>2</sub> (5 mL)  
20
- 2) The reaction mixture (diluted with 2 mL CH<sub>2</sub>Cl<sub>2</sub>) was loaded onto the SAX column
- 3) The column was rinsed with CH<sub>2</sub>Cl<sub>2</sub> (8 mL)  
25
- 4) The product was eluted with 1% TFA in MeOH (20 mL)

The product-containing fractions were concentrated in vacuo using a Speed Vac for 16 h to afford the crude  
30 product. This was dissolved in CH<sub>2</sub>Cl<sub>2</sub>:MeOH (95:5) and loaded onto a silica gel cartridge (1.5 g SiO<sub>2</sub>) and the product was eluted with CH<sub>2</sub>Cl<sub>2</sub>:MeOH (95:5; 8 mL). The

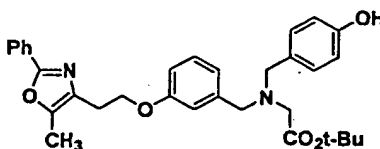
product-containing fractions were concentrated *in vacuo* using a Speed Vac to give the desired title product.

Reverse Phase HPLC analysis (YMC S5 ODS 4.6 x 33 mm column, continuous gradient from 100% A to 100%B for 2 min at a flow rate of 5 mL/min [Solvent A=10% MeOH/90% H<sub>2</sub>O/0.2% H<sub>3</sub>PO<sub>4</sub>; Solvent B = 90% MeOH/10% H<sub>2</sub>O/0.2% H<sub>3</sub>PO<sub>4</sub>]) indicated that the product purity was 92%. In addition, LC/MS (electrospray) gave the correct molecular ion [(M+H)<sup>+</sup> = 583] for title compound.

10

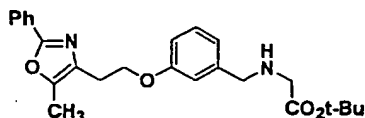
Example 11

A.



15

To a mixture of the amino-tert-butyl ester (0.339 g, 0.80 mmol),

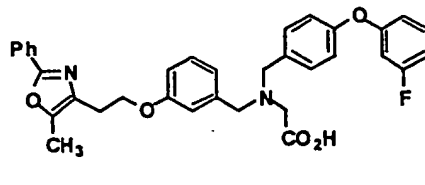


20

(prepared as described in Example 7, Part B), 4-hydroxybenzaldehyde (0.127 g, 1.03 mmol) and NaBH(OAc)<sub>3</sub> (0.510 g, 2.4 mmol) was added 7 drops of HOAc. The reaction was stirred at RT for 16 h. The mixture was diluted with EtOAc, then washed with aqueous NaHCO<sub>3</sub>. The organic phase was dried (MgSO<sub>4</sub>) and concentrated *in vacuo*. The crude product was chromatographed (SiO<sub>2</sub>; hexanes/EtOAc 3:1 to 1:4) to provide the 4-hydroxybenzyl amino ester title compound (0.381 g, 90%).

25

B.



5

The title compound was prepared as part of a solution phase library run using the following exemplary procedure.

To a solution of Part A phenol compound (30 mg, 0.057 mmol) in  $\text{CH}_2\text{Cl}_2$  (1 mL) was added 3-fluorophenyl boronic acid (12 mg; 0.086 mmol) and 4A molecular sieves (pre-dried at  $400^\circ\text{C}$  overnight) at RT. After stirring for 5 min,  $\text{Cu}(\text{OAc})_2$  (1 eq),  $\text{Et}_3\text{N}$  (5 eq) and pyridine (5 eq) were added to the mixture. The vial was capped and air was allowed to pass into the reaction. The reaction was stirred at RT for 60 h and was complete by analytical HPLC and LC/MS. (For other reactions which were incomplete after this time, additional boronic acid (1.5 equivalent) was added in order to form additional desired product). The reaction mixture was filtered and concentrated *in vacuo*.

The product was purified via solid-phase extraction using a United Technology SCX column (2 g of sorbent in a 6 mL column) by the procedure outlined below.

25

1) The column was conditioned with MeOH (10 mL) and  $\text{CH}_2\text{Cl}_2$  (10 mL)

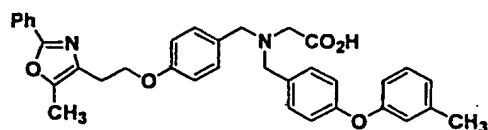
2) The residue was dissolved in a minimal volume of  $\text{CH}_2\text{Cl}_2$  and loaded onto the SCX column.

3) The cartridge was successively washed with  $\text{CH}_2\text{Cl}_2$  (20 mL),  $\text{CH}_2\text{Cl}_2/\text{MeOH}$  (20% MeOH, 20 mL) and MeOH (20 mL)

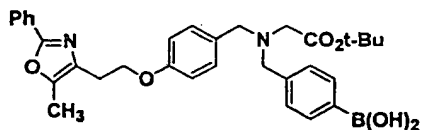
4) The product was eluted with a solution of 0.5N NH<sub>3</sub> in MeOH.

5 The product-containing fractions were concentrated *in vacuo* to give the desired tert-butyl ester. (Some incomplete reactions required chromatography (on SiO<sub>2</sub>) of the crude material to give esters of the requisite purity). The t-butyl ester was treated with a solution of 30% TFA in CH<sub>2</sub>Cl<sub>2</sub> overnight. Volatiles were removed and the residue was redissolved in CH<sub>2</sub>Cl<sub>2</sub> (1 mL) and concentrated *in vacuo* on a Speed Vac to afford the desired title product (30 mg; 77%). Reverse phase HPLC analysis indicated that the product purity was 90%. In addition LC/MS gave the correct molecular ion [(M+H)<sup>+</sup> = 567] for the desired title compound.

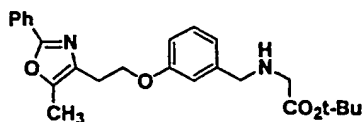
Example 12



A.



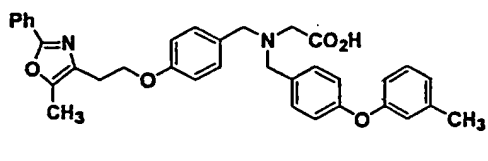
25 To a solution of the secondary amine-tert butyl ester (110 mg; 0.26 mmol)



(prepared as described in Example 7, Part B),

in 1,2-dichloroethane (4 mL) were successively added 4-formyl phenylboronic acid (47 mg; 0.31 mmol) and NaBH(OAc)<sub>3</sub> (165 mg; 0.78 mmol). The mixture was stirred at RT for 3 h. Analytical HPLC and LC/MS indicated that the reaction was complete at this point. Volatiles were removed in vacuo and the residue was chromatographed (SiO<sub>2</sub>; stepwise gradient from 3:1 to 1:1 hexane:EtOAc) to provide title compound (133 mg; 91%) as a white foam.

10 B.



The title compound was prepared as part of a solution phase library run using the following procedure.

To a solution of the Part A boronic acid compound (40 mg, 0.072 mmol) in CH<sub>2</sub>Cl<sub>2</sub> (1 mL) was added m-cresol (23 mg; 0.22 mmol) and 4A molecular sieves (150 mg; pre-dried at 400°C overnight). After stirring for 5 min, Cu(OAc)<sub>2</sub> (1 eq), Et<sub>3</sub>N (5 eq) and pyridine (5 eq) were added to the mixture. The vial was capped and air was allowed to pass into the reaction, which was stirred at RT for 24 h. The reaction mixture was filtered through a pad of Celite and concentrated *in vacuo*.

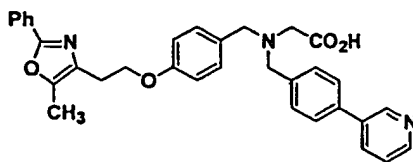
The product was purified via solid-phase extraction using a United Technology SCX column (2 g of sorbent in a 6 mL column) by the procedure outlined below.

1) The column was conditioned with MeOH (10 mL) and CH<sub>2</sub>Cl<sub>2</sub> (10 mL)

2) The residue was dissolved in a minimal volume of CH<sub>2</sub>Cl<sub>2</sub> and loaded onto the SCX column.

- 3) The cartridge was successively washed with  $\text{CH}_2\text{Cl}_2$  (20 mL) and MeOH (20 mL).
- 5 4) The product was eluted with a solution of 0.5N  $\text{NH}_3$  in MeOH.
- 5) The product-containing fractions were concentrated in vacuo
- 10 6) The residue was dissolved in a minimum amount of  $\text{CH}_2\text{Cl}_2$  and loaded onto a silica gel cartridge (2 mL)
- 7) The cartridge was eluted with hexane:EtOAc (3:1; 20 mL)
- 15 8) The product-containing fractions were collected and concentrated in vacuo to give the purified tert-butyl ester
- 20 The t-butyl ester was treated with a solution of 1:1 TFA in  $\text{CH}_2\text{Cl}_2$  overnight. Volatiles were removed and the residue was redissolved in  $\text{CH}_2\text{Cl}_2$  (1 mL) and concentrated in vacuo on a Speed Vac to afford the desired title product (25 mg; 48%) as a slightly yellowish oil.
- 25 Reverse phase HPLC analysis indicated that the product purity was 91%. In addition LC/MS gave the correct molecular ion  $[(\text{M}+\text{H})^+ = 563.2]$  for the desired compound.

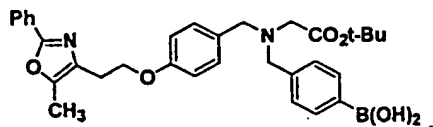
Example 13





The title compound was prepared as part of a solution phase library run using the following exemplary procedure.

To a solution of 3-bromopyridine (32 mg; 0.2 mmol) in DME (1 mL) were successively added (Ph<sub>3</sub>P)<sub>4</sub>Pd (5 mg; 0.05 mol equiv) and the Example 12 Part A boronic acid (50 mg; 0.09 mmol)



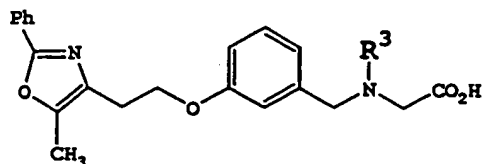
Finally, aqueous Na<sub>2</sub>CO<sub>3</sub> (19 mg in 0.3 mL H<sub>2</sub>O) was added and the mixture was heated in an oil bath at 85°C for 5 h; LC/MS indicated that the reaction was complete at this point.

The reaction mixture was filtered and the filtrate was chromatographed on a silica gel cartridge (2 mL; EtOAc). The product-containing fractions were concentrated *in vacuo* and the residue was chromatographed on another silica gel cartridge (2 mL; stepwise gradient of hexanes, hex:EtOAc 3:1 and EtOAc). The product-containing fractions were concentrated *in vacuo* and the residue was eluted through an SCX (2 g) cartridge (20 mL each of CH<sub>2</sub>Cl<sub>2</sub> and MeOH; then product eluted with 2M ammonia in MeOH). The product-containing fractions were concentrated *in vacuo* to give the desired biaryl amine tert-butyl ester product. This was treated with a solution of CH<sub>2</sub>Cl<sub>2</sub>/TFA (7:3; 1 mL) overnight for 14 h. Volatiles were removed to give title compound (39 mg; 67%) as an oil. [M + H]<sup>+</sup> = 534.3

## Examples 14 to 124

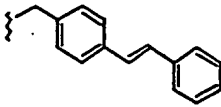
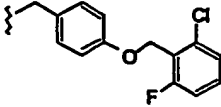
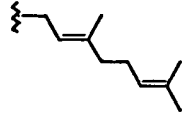
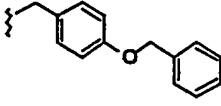
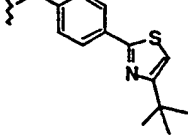
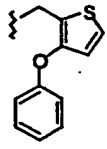
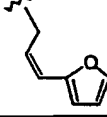
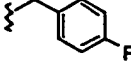
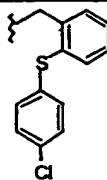
Following one of the above procedures, the following compounds of the invention were prepared:

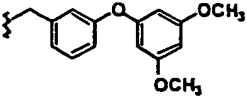
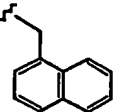
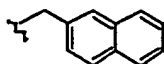
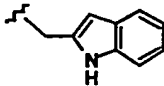
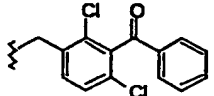
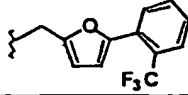
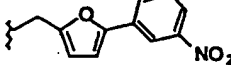
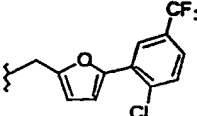
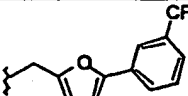
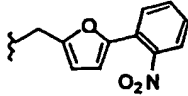
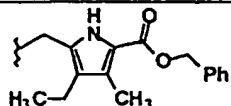
Table 1

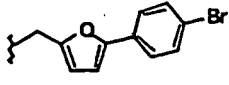
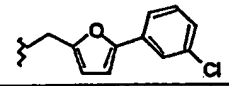
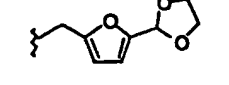
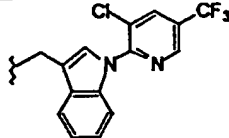
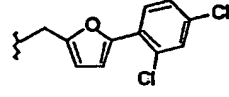
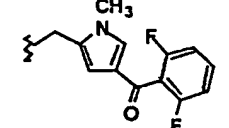
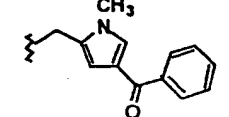
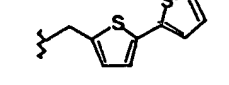
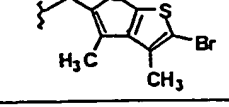
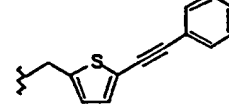


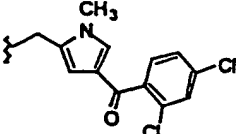
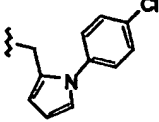
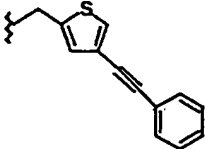
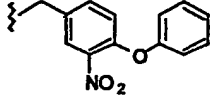
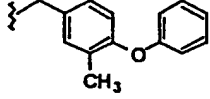
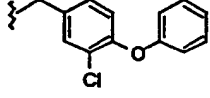
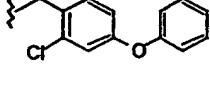
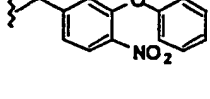
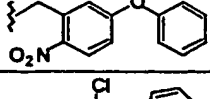
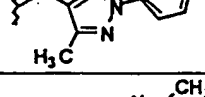
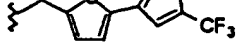
5

Example No.	R <sup>3</sup>	[M+H] <sup>+</sup>
14		457.3
15		471.3
16		485.3
17		617.2
18		549.3
19		533.3
20		557.3
21		617.3
22		562.7
23		579.3

Example No.	R <sup>3</sup>	[M+H] <sup>+</sup>
24		559.4
25		615.3
26		503.4
27		563.4
28		596.3
29		555.3
30		473.4
31		475.4
32		599.3

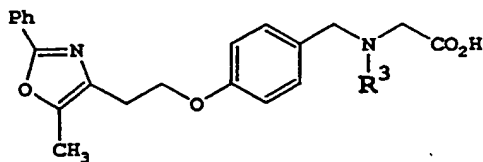
Example No.	$R^3$	$[M+H]^+$
33		517.4
34		507.1
35		507.1
36		496.1
37		557.1
38		591.2
39		568.2
40		625.2
41		591.2
42		568.2
43		622.3

Example No.	R <sup>3</sup>	[M+H] <sup>+</sup>
44		601.2
45		557.2
46		519.2
47		675.2
48		519.2
4		600.3
50		564.2
51		545.3
52		625.2
53		563.3

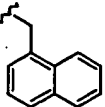
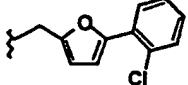
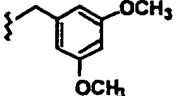
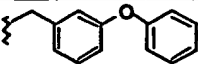
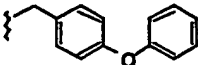
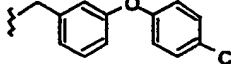
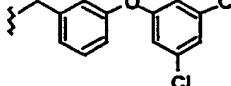
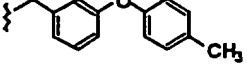
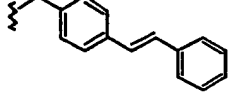
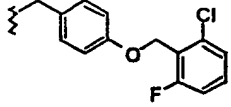
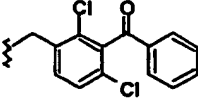
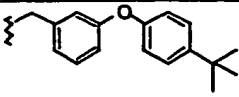
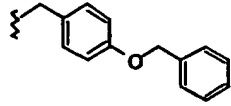
Example No.	R <sup>3</sup>	[M+H] <sup>+</sup>
54		632.3
55		556.3
56		563.3
57		593.2
58		562.2
59		582.2
60		582.2
61		593.2
62		593.2
63		571.2
64		611.2

Example No.	R <sup>3</sup>	[M+H] <sup>+</sup>
65		537.3
66		537.3
67		636.2

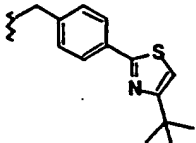
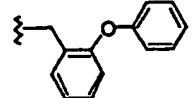
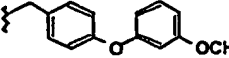
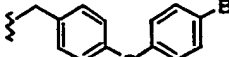
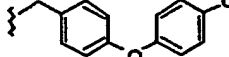
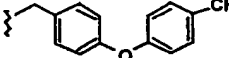
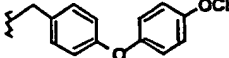
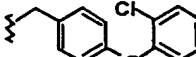
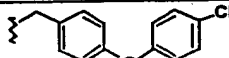
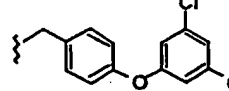
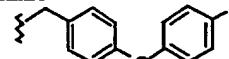
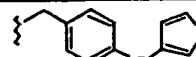
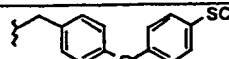
Table 2

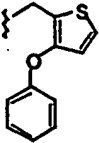
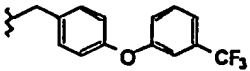
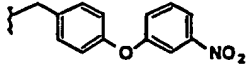
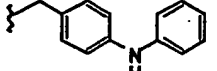
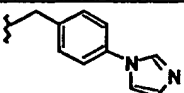
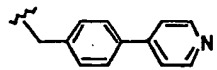
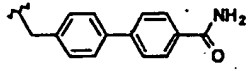
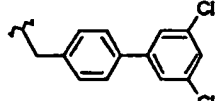
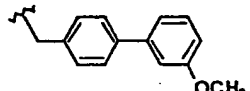
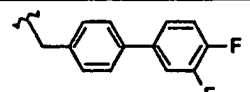
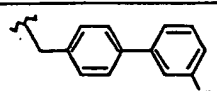
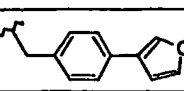
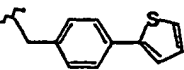


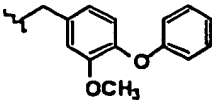
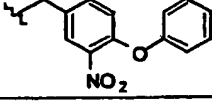
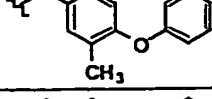
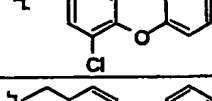
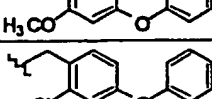
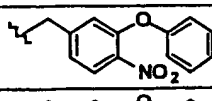
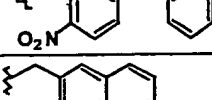

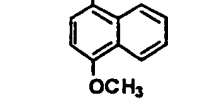
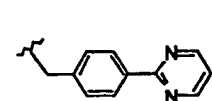
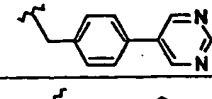
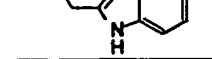
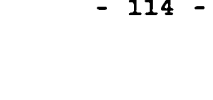
Example No.	R <sup>3</sup>	[M+H] <sup>+</sup>
68		534.2
69		547.2
70		465.4
71		533.3
72		473.3

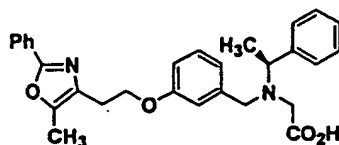
Example No.	R <sup>3</sup>	[M+H] <sup>+</sup>
73		507.3
74		587.4
75		517.3
76		549.3
77		549.3
78		583.2
79		617.2
80		563.2
81		559.2
82		615.2
83		629.1
84		605.3
85		563.2



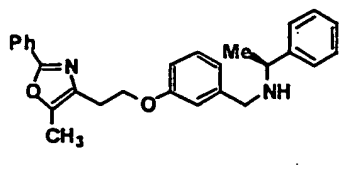
Example No.	R <sup>3</sup>	[M+H] <sup>+</sup>
86		596.2
87		549.3
88		635.3
89		639.2
90		583.2
91		563.2
92		635.3
93		583.2
94		617.2
95		617.1
96		567.2
97		555.1
98		595.3

Example No.	R <sup>3</sup>	[M+H] <sup>+</sup>
99		555.2
100		617.2
101		594.2
102		548.2
103		523.3
104		534.4
105		576.2
106		601.1
107		563.2
108		609.2
109		551.2
110		523.2
111		539.2

Example No.	R <sup>3</sup>	[M+H] <sup>+</sup>
112		579.3
113		594.4
114		563.3
115		583.2
116		579.3
117		583.2
118		594.3
119		594.3
120		537.3
121		537.3
122		535.2
123		535.2
124		496.1

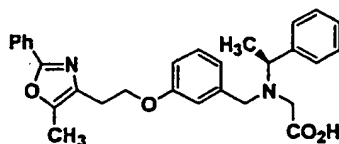
Example 125

5 A.



A solution of Example 7 Part A aldehyde (60 mg; 0.20  
 10 mmol) and (S)- $\alpha$ -methyl benzylamine (30 mg; 0.24 mmol) in  
 MeOH (1 mL) was stirred at RT for 6 h. The solution was  
 cooled to 0°C and a pre-formed solution of NaBH<sub>4</sub> (9 mg;  
 0.24 mmol) in MeOH (0.5 mL) was added portionwise. The  
 reaction was stirred at RT overnight, then concentrated  
 15 in *vacuo* without heating. The residue was partitioned  
 between aqueous NaHCO<sub>3</sub> and EtOAc (5 mL each). The  
 aqueous layer was extracted with EtOAc (2 x 5 mL). The  
 combined organic extracts were dried (Na<sub>2</sub>SO<sub>4</sub>) and  
 concentrated in *vacuo* to give title compound as an orange  
 20 yellow-oil (81 mg crude).

B.



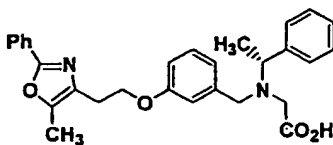
25

A solution of the Part A compound (70 mg; 0.17  
 mmol), tert-butyl bromoacetate (66 mg; 0.34 mmol), and  
 iPr<sub>2</sub>NEt in DMF (0.5 mL) was stirred at RT for 2 days.  
 LC/MS showed that the reaction was complete and clean.

The crude reaction mixture was partitioned between H<sub>2</sub>O (30 mL) and EtOAc (20 mL). The aqueous layer was extracted with Et<sub>2</sub>O (2 x 10 mL); the combined organic extracts were dried (MgSO<sub>4</sub>) and concentrated *in vacuo* to give the crude amino-tert-butyl ester.

This crude product was stirred in a 1:1 solution of CHCl<sub>3</sub> and TFA (2 mL) for 18 h at RT. The solution was then concentrated *in vacuo* and purified by preparative reverse-phase HPLC (as in Example 10). The purified material was lyophilized from MeOH-H<sub>2</sub>O to give the title compound (71 mg; 71%) as a white lyophilate. [M + H]<sup>+</sup> = 471.2

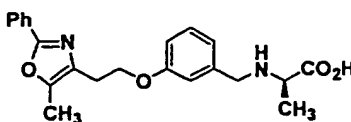
Example 126



The title compound was synthesized following the same procedure as described above in Example 125 except that (S)- $\alpha$ -methyl benzylamine was replaced by (R)- $\alpha$ -methyl benzylamine in the synthesis of the part A compound. The title compound was obtained in 67% yield (66 mg) overall. [M + H]<sup>+</sup> = 471.2

25

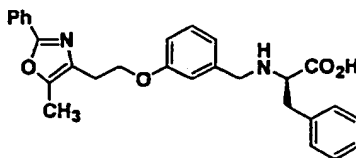
Example 127



A mixture of Example 7 Part A compound (30 mg, 0.098 mmol), D-alanine tert-butyl ester hydrochloride (23 mg; 0.127 mmol), Et<sub>3</sub>N (5 drops) and 4A molecular sieves

in MeOH (2 mL) was stirred at RT for 4 h. NaBH<sub>4</sub> (12 mg, 0.0294 mmol) was added and the reaction was stirred at RT for 30 min. The reaction mixture was then concentrated in vacuo, diluted with CH<sub>2</sub>Cl<sub>2</sub> (2 mL), and filtered through  
5 cotton. TFA (1 mL) was added to the filtrate and the reaction was stirred at RT overnight. The reaction mixture was concentrated in vacuo, diluted with EtOAc, washed several times with sat'd. aqueous NaHCO<sub>3</sub>, then with brine. The organic phase was dried (MgSO<sub>4</sub>) and  
10 concentrated in vacuo. The residue was purified by preparative HPLC (YMC ODS 30mm x 250mm reverse-phase column; flow rate = 25 mL/min; 30 min continuous gradient from 50:50 A:B to 100% B, where A = 90:10:0.1 H<sub>2</sub>O:MeOH:TFA and B = 90:10:0.1 MeOH:H<sub>2</sub>O:TFA) to provide the title  
15 compound (7.8 mg, 21%) as a white lyophilate.  
[M + H]<sup>+</sup> = 381.1

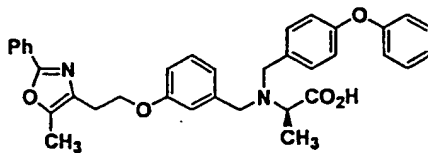
Example 128



20

Title compound (20% overall yield) was synthesized using the same procedure as described in Example 125, using D-phenylalanine tert-butyl ester hydrochloride  
25 instead of D-alanine tert-butyl ester hydrochloride.  
[M + H]<sup>+</sup> = 457.2

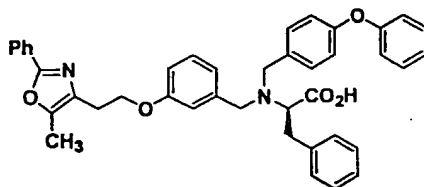
Example 129



30

A mixture of Example 7 Part A (40 mg, 0.13 mmol), D-alanine tert-butyl ester hydrochloride (31 mg, 0.17 mmol), Et<sub>3</sub>N (6 drops) and 4A molecular sieves in MeOH (2 mL) was stirred at RT for 4 h. NaBH<sub>4</sub> (15 mg, 3 equiv) was added and the mixture was stirred at RT for 30 min, then concentrated *in vacuo*. The residue was dissolved in CH<sub>2</sub>Cl<sub>2</sub> (2 mL) and filtered. To the filtrate in a vial were added 4-phenoxybenzaldehyde (77 mg, 0.39 mmol) and NaBH(OAc)<sub>3</sub> (138 mg, 0.65 mmol). The reaction was stirred at RT for 18 h. The reaction mixture was chromatographed on SiO<sub>2</sub> using hexanes/EtOAc (9:1 to 4:1) to obtain the pure tert-butyl ester. This material was dissolved in CH<sub>2</sub>Cl<sub>2</sub> (2 mL) and TFA (1 mL) was added slowly. The solution was stirred at RT overnight, then was concentrated *in vacuo*. The residue was redissolved in CH<sub>2</sub>Cl<sub>2</sub> and filtered through solid NaHCO<sub>3</sub> to remove residual TFA. This solution was further diluted with CH<sub>2</sub>Cl<sub>2</sub>, washed with 1 M aq NaHSO<sub>4</sub> and brine, dried (MgSO<sub>4</sub>), filtered and concentrated *in vacuo* to obtain the title compound (9.1 mg, 12%). [M + H]<sup>+</sup> = 563.2

Example 130



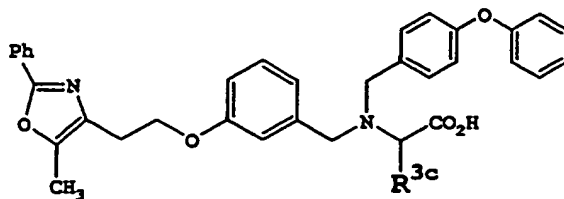
25

The title compound (13% overall yield) was synthesized using the same procedure as described in Example 127, using D-phenyl-alanine tert-butyl ester hydrochloride instead of D-alanine tert-butyl ester hydrochloride. [M + H]<sup>+</sup> = 639.2

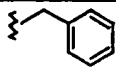
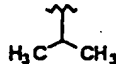

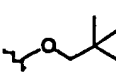
30

Examples 131 to 135

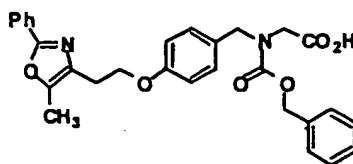
Other analogs in this series were prepared by analogous procedures and are shown in the following table:



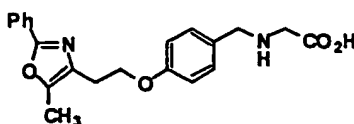
5

Example No.	R <sup>3c</sup>	[M+H] <sup>+</sup>
131	(S)-CH <sub>3</sub>	563.2
132	 (S)	639.3
133	 (R)	591.4
134	 (R)	579.3
135	 (R)	635.4



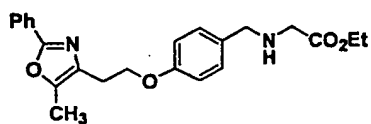
Example 136

A.



5

A solution of the secondary amine ethyl ester (72 mg; 0.183 mmol)

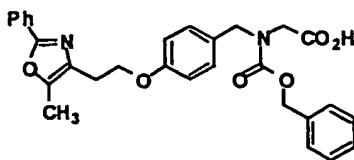


10

(prepared as described in Example 3 Part A) in MeOH (2 mL) and aqueous NaOH (2 mL of a 1M solution) was heated under reflux for 12 h. The pH of the solution was adjusted to 5 (with aqueous 1M NaOH and 1M HCl), upon which a colorless solid precipitated. This was filtered off and the filtrate was extracted with EtOAc (3x); the combined organic extracts were dried (Na<sub>2</sub>SO<sub>4</sub>) and concentrated *in vacuo* to give the crude title amino acid as a colorless solid (97 mg).

20

B.

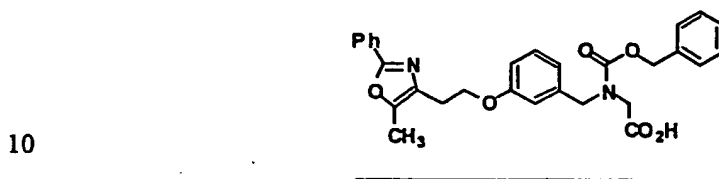


25

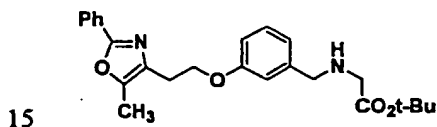
To a solution of the Part A amino acid (15 mg; 0.04 mmol) in dioxane:H<sub>2</sub>O (1:1, 8 mL) was added K<sub>2</sub>CO<sub>3</sub> (22 mg;

0.16 mmol) followed by benzyl chloroformate (15 mg; 0.09 mmol). The reaction was stirred overnight, then concentrated *in vacuo* and acidified with excess aqueous 1M HCl. This was extracted with EtOAc (3x); the combined organic extracts were washed with brine, dried (Na<sub>2</sub>SO<sub>4</sub>), and concentrated *in vacuo* to give title compound (13 mg; 63%) as a colorless solid. [M + H]<sup>+</sup> = 501.3

Example 137



To a 0°C solution of the amino-tert-butyl ester (75 mg; 0.18 mmol)

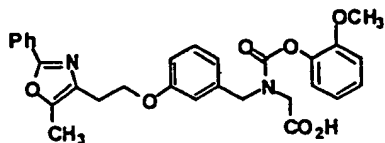


(prepared as described in Example 7 Part B), in CH<sub>2</sub>Cl<sub>2</sub> (1 mL) was added CbzCl (28 μL; 0.20 mmol), followed by Et<sub>3</sub>N (54 μL; 0.39 mmol). The reaction was allowed to warm to RT and then stirred at RT overnight for 18 h. Aqueous NaHCO<sub>3</sub> (2 mL of a 10% solution) was added and the aqueous layer was extracted with EtOAc (2 x 2 mL). The combined organic extracts were dried (Na<sub>2</sub>SO<sub>4</sub>) and concentrated *in vacuo*. The crude carbamate-ester was dissolved in CHCl<sub>3</sub> (3 mL) and TFA (1 mL); the solution was stirred at RT for 24 h, then concentrated *in vacuo*. The crude carbamate-acid was purified by reverse-phase preparative HPLC on a C-18 column (continuous gradient over 14 min; 4 min hold time; flow rate = 20 mL/min from 1:1 A:B to 100% B; solvent A = 90:10:0.1 H<sub>2</sub>O:MeOH:TFA; solvent B = 90:10:0.1 MeOH:H<sub>2</sub>O:TFA). The product was

20  
25  
30

lyophilized from MeOH/H<sub>2</sub>O to give title compound as a white lyophilate.  $[M + H]^+ = 501.3$ .

Example 138

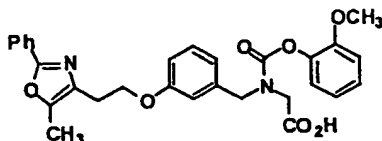


A. The required aryl chloroformates (where not commercially available) were prepared according to the following general procedure, which is exemplified by the synthesis of 2-methoxy phenyl chloroformate:

A solution of 2-methoxyphenol (2 g, 16.1 mmol), N,N-dimethylaniline (1.95 g, 16.1 mmol), phosgene (8.34 mL of a 1.93 M solution in toluene, 16.1 mmol) and a catalytic amount of DMF in chlorobenzene (5 mL) was stirred in a pressure tube for 2 h at 80°C. The organic layer was separated and concentrated in vacuo. The residue was distilled (Buchi Kugelrohr; bp = 115°C @ 10 mm Hg) to provide 2-methoxyphenyl chloroformate (1.5g; 50%) as a clear oil.

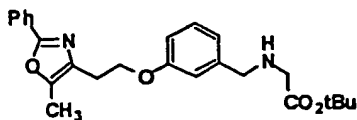
20

B.



25

A solution of the amino-t-butyl ester (20 mg, 0.05 mmol),



(prepared as described in Example 7 Part B),  
2-methoxyphenyl chloroformate (8 mg, 0.05 mmol; prepared  
as above) and polyvinylpyridine (Aldrich; 16 mg, 0.3  
mmol) in CH<sub>2</sub>Cl<sub>2</sub> (1 mL) was stirred for 30 min at RT.

5 Amine resin WA21J (Supelco; 200 mg) was added and the  
mixture was stirred at RT for 30 min in order to remove  
unreacted chloroformate. The reaction mixture was  
filtered and concentrated in vacuo to give the desired 2-  
methoxyphenyl carbamate-ester.

10 The ester was treated with a solution of 30% TFA in  
CH<sub>2</sub>Cl<sub>2</sub> (5 mL) overnight. Volatiles were removed in vacuo  
to give the crude acid. This material was purified via  
solid-phase extraction using an anion exchange column  
(CHQAX13M6 column; United Technologies; 3 g of sorbent in  
15 a 6 mL column) by the exemplary procedure outlined below.

1) The column was conditioned with MeOH (10 mL) and CH<sub>2</sub>Cl<sub>2</sub>  
(10 mL).

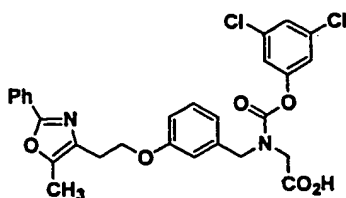
20 2) The crude acid was dissolved in a minimal volume of  
CH<sub>2</sub>Cl<sub>2</sub> and loaded onto the SAX column.

3) The cartridge was washed with CH<sub>2</sub>Cl<sub>2</sub> (10 mL),  
CH<sub>2</sub>Cl<sub>2</sub>/MeOH (10 mL of a 4:1 CH<sub>2</sub>Cl<sub>2</sub>:MeOH solution).

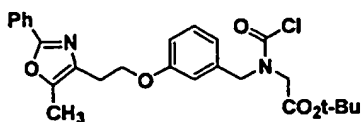
25 4) The product was eluted with CH<sub>2</sub>Cl<sub>2</sub>/MeOH (10 mL of a 4:1  
CH<sub>2</sub>Cl<sub>2</sub>:MeOH solution).

The product-containing fractions were concentrated  
30 in vacuo on a Speed Vac to afford title compound as an  
oil. Analytical reverse-phase HPLC (standard conditions)  
indicated that the purity of the product was 90%. In  
addition LC/MS gave the correct molecular ion [(M+H)<sup>+</sup> =  
517.3] for the desired title compound.

35

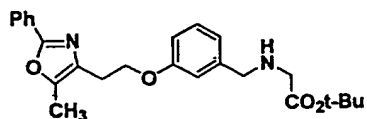
Example 139

A.



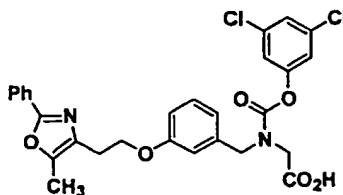
5

Phosgene (0.21 mL of a 1.93 M solution in toluene;  
0.40 mmol) was added dropwise to a solution of the amino-  
10 tert-butyl ester (100 mg, 0.24 mmol)



(prepared as described in Example 7 Part B),  
and Et<sub>3</sub>N (30.3 mg; 0.30 mmol) in 3 ml CH<sub>2</sub>Cl<sub>2</sub> at -5°C. The  
reaction mixture was stirred at RT for 2 h. The mixture  
15 was concentrated in vacuo to give the crude product which  
was chromatographed (SiO<sub>2</sub>; hexane/EtOAc 1:5) to provide  
title compound (0.105 g, 91%).

B.



20

The title compound was prepared as part of a  
solution phase library run using the following exemplary  
25 procedure.

A mixture of the Part A carbamoyl chloride (20 mg; 0.045 mmol), 3,5-dichlorophenol (16 mg; 0.07 mmol), and pyridine (0.5 ml) was stirred at 80°C for 16 h. Pyridine was removed *in vacuo* and the residue was purified via  
5 solid-phase extraction using a CHQAX1 cartridge (2 g of sorbent in a 6 ml column, 0.3 mg/g) by the procedure outlined below:

- 1) The column was conditioned with MeOH (10 mL) and  
10 CH<sub>2</sub>Cl<sub>2</sub> (20 mL)
- 2) The reaction mixture in CH<sub>2</sub>Cl<sub>2</sub> was loaded onto the SAX column
- 15 3) The product was eluted with CH<sub>2</sub>Cl<sub>2</sub> (10 mL)

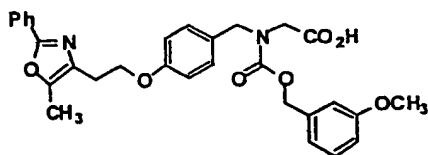
The product-containing fractions were concentrated *in vacuo* using a Speed Vac over 16 h to afford the pure aryl carbamate-tert-butyl ester which was treated with a  
20 solution of 30% TFA in CH<sub>2</sub>Cl<sub>2</sub> overnight. Volatiles were removed using a Speed Vac for 16 h to afford the crude acid final product. The product was initially purified via solid-phase extraction using a Varian SAX cartridge (2 g of sorbent in a 6 mL column, 0.3 meq/g) by the  
25 procedure outlined below:

- 1) The column was conditioned with MeOH (10 mL) and CH<sub>2</sub>Cl<sub>2</sub> (20 mL)
- 30 2) The reaction mixture in CH<sub>2</sub>Cl<sub>2</sub> was loaded onto the SAX column
- 3) The column was rinsed with CH<sub>2</sub>Cl<sub>2</sub> (10 mL)
- 35 4) The column was rinsed with 10% MeOH in CH<sub>2</sub>Cl<sub>2</sub> (10 mL)

5) The product was eluted with 2% TFA in CH<sub>2</sub>Cl<sub>2</sub> (10 mL)

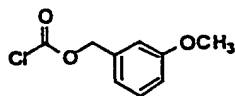
The product-containing fractions were concentrated  
 5 in vacuo using a Speed Vac for 16 h to afford the  
 purified product (20 mg, 80%) as a solid. Reverse phase  
 HPLC analysis (YMC S5 ODS 4.6 x 33 mm column, continuous  
 gradient from 50% A to 100% B for 2 min at a flow rate of  
 5 mL/min [Solvent A = 10%MeOH/90%H<sub>2</sub>O/0.2% H<sub>3</sub>PO<sub>4</sub>; Solvent  
 10 B = 90%MeOH/10% H<sub>2</sub>O/0.2% H<sub>3</sub>PO<sub>4</sub>]) indicated that the  
 product purity was 96%. In addition, LC/MS gave the  
 correct molecular ion [(M+H)<sup>+</sup> = 555.2] (electrospray) for  
 the title compound.

15

Example 140

20 Benzyl chloroformates were synthesized by the  
 following general procedure, as exemplified by m-methoxy  
 benzyl chloroformate:

A.

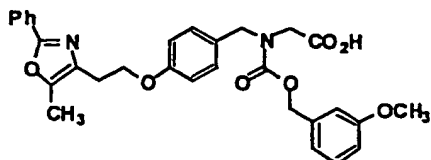


25

To a solution of 3-methoxybenzyl alcohol (2.0 g;  
 7.24 mmol), N,N-dimethylaniline (0.877 g; 7.24 mmol) in  
 anhydrous ether (5 mL) was added phosgene dropwise (3.8  
 30 mL of a 1.93 M solution in toluene; 7.3 mmol) at 0°C.  
 The reaction mixture was stirred at 0°C for 2 h, after

which solids were filtered off. The filtrate was concentrated *in vacuo* at RT. The crude chloroformate was stripped from anhydrous Et<sub>2</sub>O (2 x 2 mL) and used without further purification in the next reaction. Subsequently  
 5 other chloroformates were also prepared using this standard procedure.

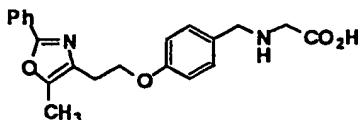
B.



10

The title compound was prepared as part of a solution phase library which was run using the following standard procedure.

15 To a suspension of the Example 3 amino acid (trifluoroacetic acid salt)



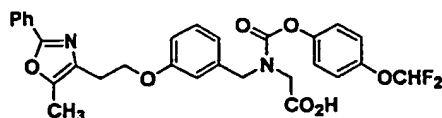
(25 mg, 0.05 mmol) in CH<sub>2</sub>Cl<sub>2</sub> (1 mL) was added Part A compound (10 mg; 0.05 mmol) and iPr<sub>2</sub>NEt (19.4 mg; 0.15  
 20 mmol). After stirring for 30 min at RT, the reaction mixture was concentrated *in vacuo*.

The product was purified via solid-phase extraction using a Varian CHQAX13M6 (anion exchange) column (3 g of sorbent in a 6 mL column) by the procedure outlined  
 25 below:

1) The column was conditioned with MeOH (10 mL) and CH<sub>2</sub>Cl<sub>2</sub> (10 mL)

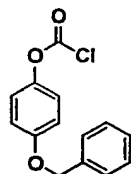


- 2) The residue was dissolved in a minimal volume of  $\text{CH}_2\text{Cl}_2$  and loaded onto the SAX column.
- 3) The cartridge was washed successively with  $\text{CH}_2\text{Cl}_2$  (10 mL), 20%  $\text{MeOH}/\text{CH}_2\text{Cl}_2$  (10 mL).
- 4) The product was eluted with a solution of 20%  $\text{MeOH}/\text{CH}_2\text{Cl}_2$  (10 mL).
- 10 The product-containing fractions were concentrated in vacuo using a Speed Vac to afford the title compound. Reverse Phase HPLC analysis using standard conditions indicated that the product purity was 90%. In addition, LC/MS (electrospray) gave the correct molecular ion
- 15  $[(M+H)^+ = 531.3]$  for the desired title compound.

Example 141

20

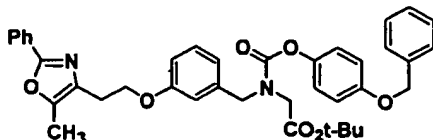
A.



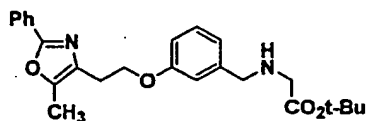
- 25 A solution of 4-(benzyloxy)phenol (2.0 g; 9.99 mmol), N,N-dimethylaniline (1.21 g; 9.99 mmol), phosgene (5.2 mL of a 1.95 M solution in toluene; 10 mmol) and a catalytic amount of DMF in chlorobenzene (5 mL) was
- 30 heated at 80°C in a pressure tube for 2.5 h. The mixture was allowed to cool to RT. The upper clear solution was

separated and concentrated *in vacuo* to give the crude title aryl chloroformate as crystals (2 g crude product).

B.

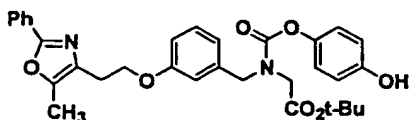


10 To a mixture of the Part A chloroformate (184 mg, 0.70 mmol) in  $\text{CH}_2\text{Cl}_2$  (5 mL) and polyvinylpyridine (Aldrich; 315 mg, 1 mmol) was added a solution of the amino-tert-butyl ester (280 mg, 0.66 mmol)



15 (prepared as described in Example 7 Part B), in  $\text{CH}_2\text{Cl}_2$  (5 mL). The reaction was stirred at RT for 15 min. Resin-bound amine (WA21J, Supelco; 150 mg) was added to the mixture. The reaction mixture was stirred for another 15 min. The resin-bound amine and polyvinylpyridine were filtered off and the filtrate was concentrated *in vacuo* to give the crude product. The  
20 crude product was chromatographed ( $\text{SiO}_2$ ; hexane/EtOAc 1:4) to provide title compound (0.30 g, 70%).

C.

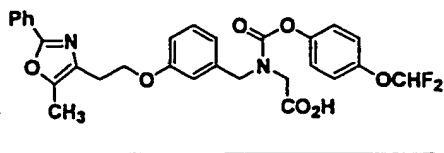


A solution of Part B compound (75 mg; 0.42 mmol) in 20 ml MeOH was hydrogenated in the presence of 20 mg of 10% Pd/C under an atmosphere of  $\text{H}_2$  (balloon) for 24 h.

The palladium catalyst was removed by filtration and the filtrate was concentrated *in vacuo* to give the crude title t-butyl ester (240 mg, 90%) which was used without further purification in the next step.

5

D.



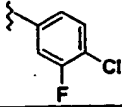
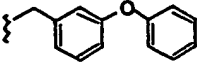

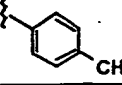
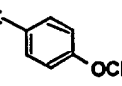

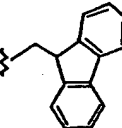
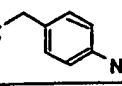
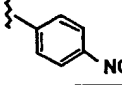
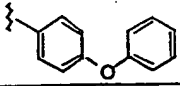
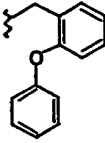
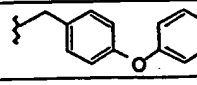
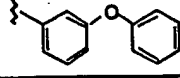
10 The solution of Part C phenol-tert-butyl ester (50 mg; 0.089 mmol), catalytic  $\text{Bu}_4\text{NBr}$  (1.5 mg, 0.0047 mmol), aq  $\text{NaOH}$  (0.7 mL of a 1 M solution) and isopropanol (2 mL) in a pressure tube was cooled to  $-50^\circ\text{C}$ . Freon gas was bubbled into the solution for 1 min. The tube was sealed  
15 and heated to  $80^\circ\text{C}$  for 12 h. The mixture was extracted with EtOAc (3 x 10 mL). The combined organic extracts were washed with brine, dried ( $\text{Na}_2\text{SO}_4$ ) and concentrated *in vacuo* to give an oil, which was then treated with a solution of 30% TFA in  $\text{CH}_2\text{Cl}_2$  overnight. Volatiles were  
20 removed *in vacuo* and the residue was purified using preparative HPLC (YMC S5 ODS 30 x 250mm reverse phase column; 30 minute continuous gradient from 70:30 A:B to 100% B, where A = 90:10:0.1  $\text{H}_2\text{O}$ :MeOH:TFA, and B = 90:10:0.1 MeOH: $\text{H}_2\text{O}$ :TFA) to afford the desired title  
25 product (14 mg; 28%). Reverse Phase HPLC analysis indicated that the product purity was 97%. In addition LC/MS (electrospray) gave the correct molecular ion  $[(\text{M}+\text{H})^+ = 553.1]$  for the desired compound.

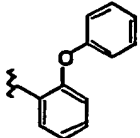
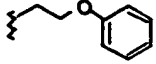
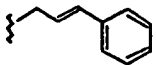
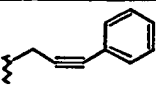
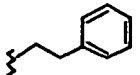
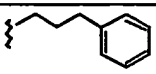
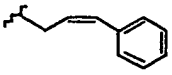
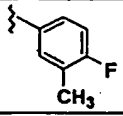
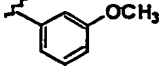
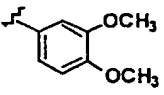
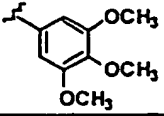
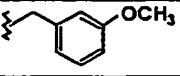
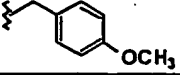
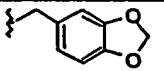
30

Example 142

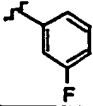
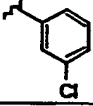
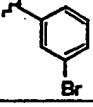
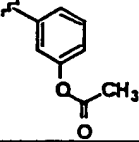
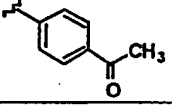
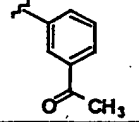
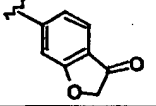
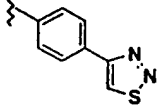
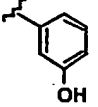
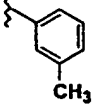
Following the Example 141 procedure, the analogous compound was prepared  $[(\text{M}+\text{H})^+ = 553.2]$ :



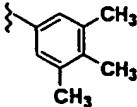
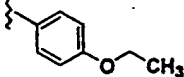
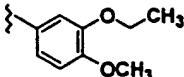
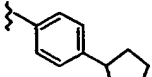
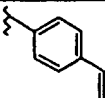
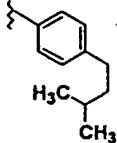
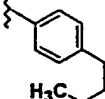
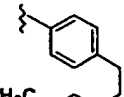
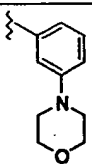
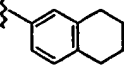
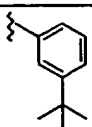
Example No.	R <sup>3d</sup>	[M+H] <sup>+</sup>
146		539.3
147		593.2
148		449.3
149		501.3
150		517.2
151		532.2
152		589.3
153		546.3
154		532.2
155		579.2
156		593.2
157		593.3
158		579.2

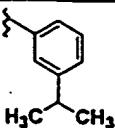
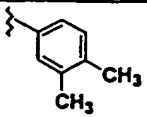
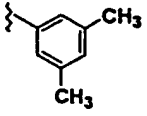
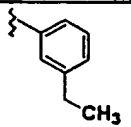
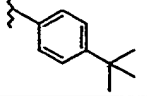
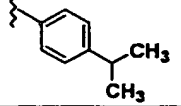
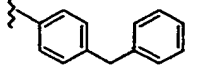
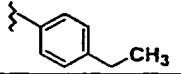
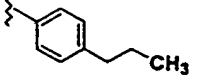
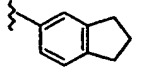
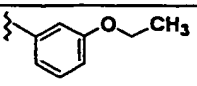
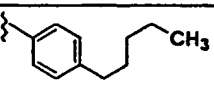
Example No.	R <sup>3d</sup>	[M+H] <sup>+</sup>
159		579.2
160		531.2
161		527.2
162		525.2
163		515.2
164		529.2
165		527.2
166		519.3
167		517.3
168		547.3
169		577.3
170		531.3
171		531.3
172		545.3

Example No.	R <sup>2d</sup>	[M+H] <sup>+</sup>
173		531.3
174		571.2
175		567.3
176		547.3
177		545.3
178		579.2
179		591.2
180		535.2
181		505.2
182		521.1
183		566 + 588
184		571.1

Example No.	R <sup>3d</sup>	[M+H] <sup>+</sup>
185		505.2
186		521.1
187		566 + 588
188		545.2
189		529.1
190		529.1
191		543.1
192		571.2
193		503.3
194		501.3



Example No.	R <sup>3d</sup>	[M+H] <sup>+</sup>
195		529.4
196		531.3
197		561.3
198		555.3
199		513.3
200		557.4
201		543.3
202		571.4
203		572.3
204		541.3
205		543.4

Example No.	R <sup>3d</sup>	[M+H] <sup>+</sup>
206		529.4
207		515.3
208		515.3
209		515.3
210		543.3
211		529.4
212		577.3
213		515.3
214		529.3
215		527.3
216		531.3
217		557.3

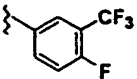
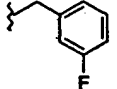
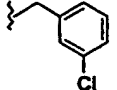
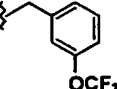
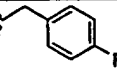
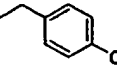
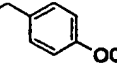
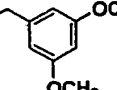
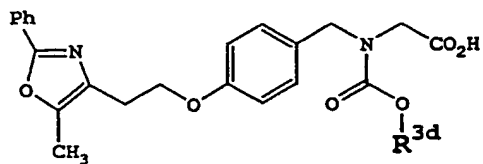
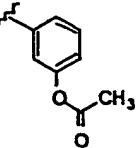
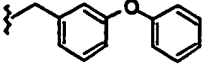

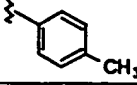
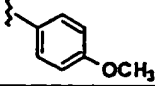


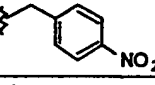
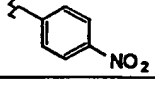
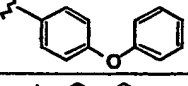
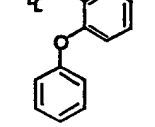
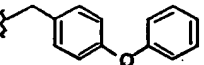
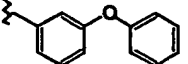
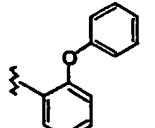
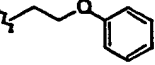
Example No.	R <sup>3d</sup>	[M+H] <sup>+</sup>
218		573.1
219		519.2
220		535.2
221		585.2
222		519.2
223		535.2
224		585.2
225		561.2

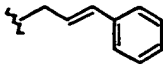
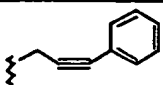
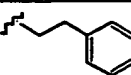
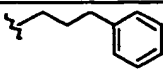
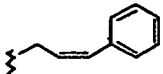
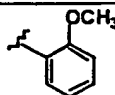
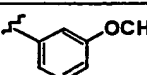
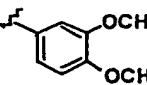
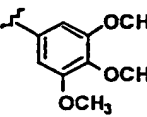
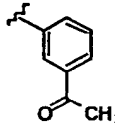
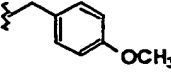
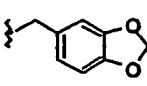
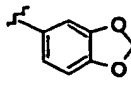
Table 5

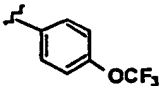
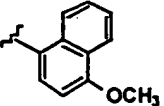
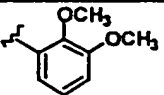
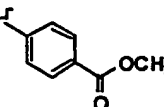
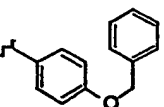
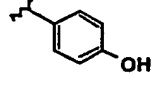
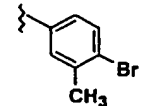
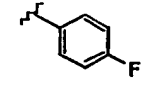
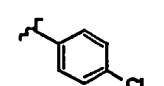
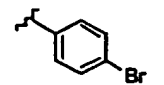


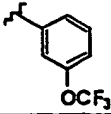
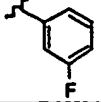
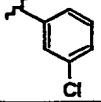
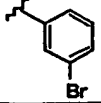
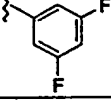
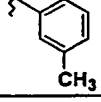
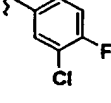
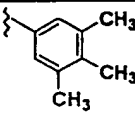
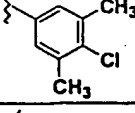
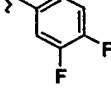
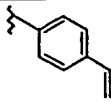
5

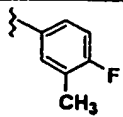
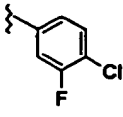
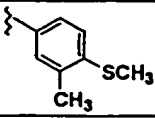
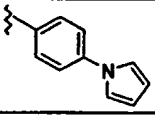
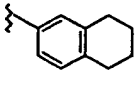
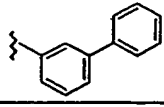
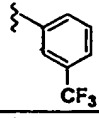
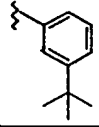
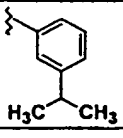
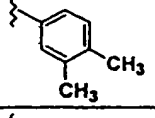
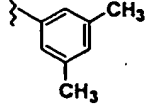
Example No.	R <sup>3d</sup>	[M+H] <sup>+</sup>
226		545.2

Example No.	R <sup>3d</sup>	[M+H] <sup>+</sup>
227		593.1
228		449.2
229		501.2
230		517.2
231		532.2
232		487.3
233		546.3
234		532.2
235		579.2
236		593.2
237		593.3
238		579.2
239		579.2
240		531.2

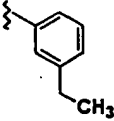
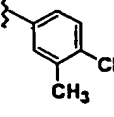
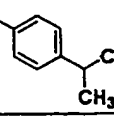
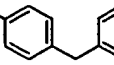
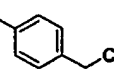
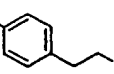
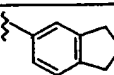
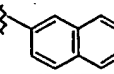
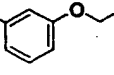
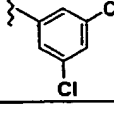
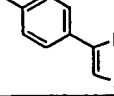
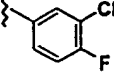
Example No.	R <sup>3d</sup>	[M+H] <sup>+</sup>
241		527.2
242		525.2
243		515.2
244		529.2
245		527.2
246		517.3
247		517.3
248		547.3
249		577.3
250		543.1
251		531.3
252		545.3
253		531.3

Example No.	R <sup>3d</sup>	[M+H] <sup>+</sup>
254		571.2
255		567.3
256		547.3
257		545.3
258		593.4
259		503.2
260		579.2
261		505.2
262		521.1
263		566/567

Example No.	R <sup>3d</sup>	[M+H] <sup>+</sup>
264		571.1
265		505.2
266		521.1
267		566/567.0
268		523.3
269		501.3
270		539.2
271		529.3
272		549.2
273		523.2
274		513.3

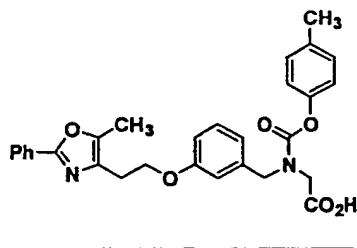
Example No.	R <sup>3d</sup>	[M+H] <sup>+</sup>
275		519.2
276		539.2
277		547.3
278		552.3
279		541.3
280		563.3
281		555.3
282		543.3
283		529.3
284		515.3
285		515.3



Example No.	R <sup>3d</sup>	[M+H] <sup>+</sup>
286		515.3
287		535.2
288		529.2
289		577.3
290		515.2
291		529.2
292		527.3
293		537.3
294		531.3
295		555.2
296		571.3
297		573.2

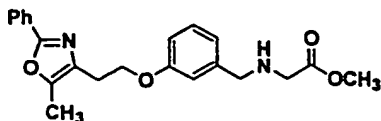
Example No.	R <sup>3d</sup>	[M+H] <sup>+</sup>
298		531.3
299		519.3
300		535.2
301		585.2
302		519.2
303		535.2
304		585.2
305		561.2

## Example 149



5

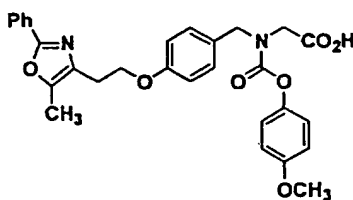
To a solution of the secondary amine-ester (2.1 g;  
5.52 mmol)



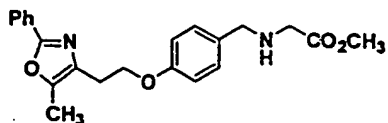
in  $\text{CH}_2\text{Cl}_2$  (10 mL) was added 4-methylphenyl chloroformate (0.79 mL; 5.52 mmol) and polyvinyl pyridine (Aldrich; 1.74 g; 16.5 mmol). The mixture was stirred at RT for 5 15 min; at this point TLC showed that starting material had been consumed. The solution was filtered, concentrated *in vacuo*, and the residue was chromatographed ( $\text{SiO}_2$ ; hex:EtOAc 4:1) to provide the pure carbamate-ester (2 g). This was dissolved in a mixture 10 of THF (10 mL), MeOH (1 mL) and aqueous LiOH (8 mL of a 1 M solution). The solution was stirred at RT overnight, then acidified to pH 3 with excess aqueous 1 M HCl. The solution was extracted with EtOAc (2 x 50 mL). The combined organic extracts were washed with  $\text{H}_2\text{O}$  (2 x 50 15 mL) and brine (50 mL), dried ( $\text{Na}_2\text{SO}_4$ ), and concentrated *in vacuo* to provide title compound as a white solid (1.75 g; 63%).  $[\text{M} + \text{H}]^+ = 501.2$

$[\text{M} + \text{H}]^+ = 501.2$ ;  $^1\text{H}$  NMR (400 MHz;  $\text{CDCl}_3$ ):  $\delta$  7.93-7.99 20 (m, 2H), 7.38-7.43 (m, 3H), 7.23 (q, 1H,  $J = 8$  Hz), 7.02-7.12 (m, 3H), 6.98-7.02 (m, 2H), 6.82-6.89 (m, 2H), 4.71 (s, 1H), 4.64 (s, 1H), 4.25 (t, 2H,  $J = 7$  Hz), 4.07 (s, 2H), 2.90-2.98 (m, 2H), 2.37 (s, 3H), 2.29 (s, 3H)

25

Example 230

To a 0°C solution of the secondary amine (3.0 g; 7.9 mmol)



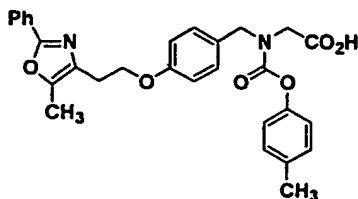
in CH<sub>2</sub>Cl<sub>2</sub> (45 mL) were successively added pyridine (0.8 mL; 9.9 mmol) and 4-methoxyphenyl chloroformate (1.3 mL; 8.7 mmol). The reaction was stirred at 0°C for 3 h, at which point starting material had been consumed (by analytical HPLC). The reaction solution was washed with aqueous HCl (2 x 25 mL of a 1 M solution), brine (2x), dried (Na<sub>2</sub>SO<sub>4</sub>), and concentrated *in vacuo*. The crude product was chromatographed (SiO<sub>2</sub>; stepwise gradient from 4:1 to 3:7 hex:EtOAc) to provide the desired carbamate-ester (4.2 g; 100%). The ester was dissolved in THF:MeOH:H<sub>2</sub>O (50 mL of a 3:1:1 solution) and LiOH·H<sub>2</sub>O (0.5 g; 11.9 mmol) was added. The solution was stirred overnight at RT. Starting material was still present by HPLC. More LiOH·H<sub>2</sub>O (0.2 g; 4.8 mmol) was added and the mixture was briefly heated to solubilize the LiOH, then stirred at RT for 4 h. The reaction was complete at this point, and the mixture was acidified to pH 3 with excess aqueous 1 M HCl, then organic solvents were removed *in vacuo*. The residual aqueous phase was extracted with EtOAc (3 x 50 mL). The combined organic extracts were successively washed with H<sub>2</sub>O and brine (50 mL each), dried (Na<sub>2</sub>SO<sub>4</sub>), filtered and concentrated *in vacuo* to give title compound as a colorless solid (3.07 g; 75%).

[M + H]<sup>+</sup> = 517.2; <sup>1</sup>H NMR (400 MHz; CDCl<sub>3</sub>): δ 7.96-7.98 (m, 2H), 7.4-7.45 (m, 3H), 7.2-7.3 (m, 2H), 7.0-7.1 (m, 2H), 6.8-7.0 (m, 4 H), 4.65 (s, 1H), 4.55 (s, 1H), 4.20-4.24 (m, 2H), 4.02 (s, 2H), 3.77 (s, 3H), 3.00 (s, 2H), 2.38 (s, 3H).



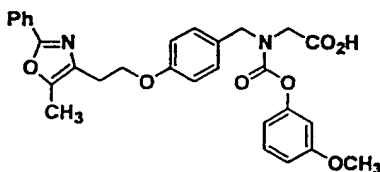
$^1\text{H}$  NMR ( $\text{CDCl}_3$ ; 400 MHz):  $\delta$  1.3-1.4 (m, 3H), 2.39 (s, 3H),  
 2.9-3.05 (m, 2 H), 3.9-4.05 (m, 2 H), 4.06 (br s, 2H),  
 4.25 (t,  $J = 7.0$  Hz, 2 H), 6.85 (dd,  $J = 11.4, 8.8$  Hz,  
 5 2H), 6.99 (dd,  $J = 15.8, 8.8$  Hz, 2H), 7.18 (dd,  $J = 8.4,$   
 2.6 Hz, 2H), 7.38-7.50 (m, 5H), 7.99 (br d,  $J = 7.9$  Hz,  
 2H)

10

Example 229

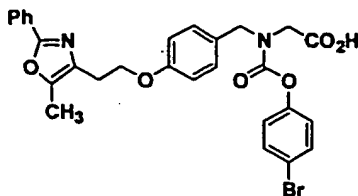
$^1\text{H}$  NMR ( $\text{CDCl}_3$ ; 400 MHz):  $\delta$  2.30 (2 peaks, 3H), 2.38 (2  
 peaks, 3H), 3.03 (dd,  $J = 5.7, 5.7$  Hz; 2H), 3.99 (s, 2H),  
 15 4.21 (dd,  $J = 6.1, 6.1$  Hz; 2H), 4.63 (2 peaks, 2H), 6.82-  
 6.87 (m, 2H), 6.96-7.01 (m, 2H), 7.09-7.14 (m, 2H), 7.18-  
 7.20 (m, 2H), 7.43-7.45 (m, 3H), 7.96-7.98 (m, 2H)

20

Example 247

$^1\text{H}$  NMR ( $\text{DMSO}-d_6$ ; 500 MHz):  $\delta$  2.36 (s, 3H), 2.93 (t,  $J =$   
 6.6 Hz, 2H), 3.74 (s, 3H), 3.96 (2s, 2H), 4.20 (t,  $J =$   
 25 6.6 Hz, 2H), 4.55 (2s, 2H), 6.65 (m, 2H), 6.94 (m, 3H),  
 7.27 (m, 3H), 7.48 (m, 3H), 7.91 (d,  $J = 6.1$  Hz, 2H)

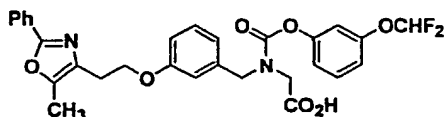
## Example 263



5 <sup>1</sup>H NMR (CDCl<sub>3</sub>; 400 MHz): δ 2.42 (2s, 3H; rotamers); 3.0-3.5 (m, 2 H), 3.99 (br s, 2 H), 4.15-4.25 (m, 2 H), 4.57 (AB doublet, J = 38.2 Hz, 2 H), 6.85 (dd, J = 11.4, 8.8 Hz, 2H), 6.99 (dd, J = 15.8, 8.8 Hz, 2H), 7.18 (dd, J = 8.4, 2.6 Hz, 2H), 7.38-7.50 (m, 5H), 7.99 (br d, J = 7.9

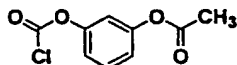
10 Hz, 2H)

## Example 306



15

A.



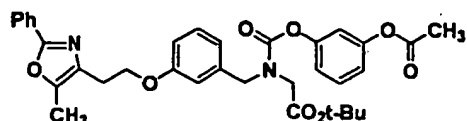
20

A solution of resorcinol monoacetate (2g; 13.14 mmol), N,N-dimethylaniline (1.6g; 13.14 mmol), phosgene (6.8 mL of a 1.95M solution in toluene; 13.1 mmol) and a catalytic amount of DMF in chlorobenzene (5 mL) was heated at 80°C in a pressure tube for 2.5 h and then

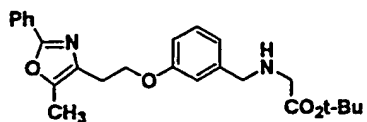
25 allowed to cool to RT. The clear supernatant solution was separated and concentrated *in vacuo*. The residue was purified via distillation *in vacuo* (140-150°C @ 1.0 mm Hg) to give title compound in the form of a clear oil (2 g; 71%).

30

B.



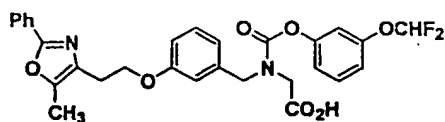
- 5 To a mixture of Part A chloroformate (50 mg, 0.237 mmol) and polyvinylpyridine (PVP) (75 mg, 0.70 mmol) was added a  $\text{CH}_2\text{Cl}_2$  solution (2 mL) of the amino-tert-butyl ester (100 mg, 0.237 mmol),



- 10 (prepared as described in Example 7 Part B).

The reaction was stirred at RT for 15 min. Resin-bound amine (WA21J, Supelco; 150 mg) was added to the mixture. The reaction mixture was stirred for another 15 min. The Resin-bound amine and PVP were removed via  
 15 filtration and the filtrate was concentrated *in vacuo* to give the crude product. The crude product was chromatographed ( $\text{SiO}_2$ ; hexane/EtOAc 1:4) to provide title compound (0.1 g, 70%).

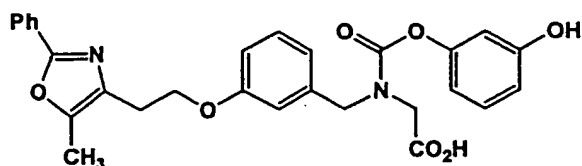
20 C.



A solution of the Part B phenol-tert butyl ester  
 25 compound (60 mg; 0.10 mmol),  $\text{Bu}_4\text{NBr}$  (0.32 mg, 0.001 mmol), aqueous NaOH (0.5 mL of a 1 M solution; 0.5 mmol) and isopropanol (1 mL) in a pressure tube was cooled to  $-50^\circ\text{C}$ . Freon gas was bubbled into the solution for 1 min. The tube was sealed and heated to  $80^\circ\text{C}$  for 12 h.



The mixture was extracted with EtOAc (3 x 10 mL). The combined organic extracts were washed with brine, dried (Na<sub>2</sub>SO<sub>4</sub>) and concentrated in vacuo to give the crude difluoromethoxy ether-tert butyl ester as an oil. The crude ester was then treated with a solution of 30% TFA in CH<sub>2</sub>Cl<sub>2</sub> overnight. Volatiles were removed in vacuo and the residue was purified using preparative reverse-phase HPLC (as in Example 127, except that the continuous gradient used was from A:B 70:30 to 100% B) to afford two products, the desired title difluoromethoxy ether-acid (13 mg; 23%) and the phenol-acid set out below (32 mg; 63%). Reverse phase HPLC analysis using standard conditions indicated that the product purity was >92%. In addition LC/MS (electrospray) gave the correct molecular ion [(M+H)<sup>+</sup> = 553.2 and 503.2 respectively] for the two compounds.

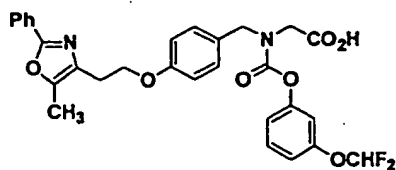


Phenol-Acid

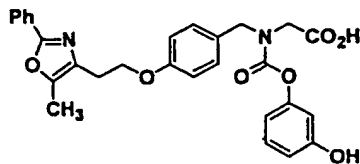
20

Examples 307 and 308

Following the above general procedure of Example 306, the following compounds were prepared:



Example 307

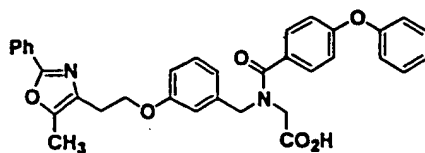


Example 308

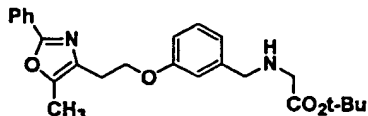
25 Example 307: [M + H]<sup>+</sup> = 553.2Example 308: [M + H]<sup>+</sup> = 503.2



## Example 311



5 To a mixture of the amine-tert butyl ester (306 mg, 0.73 mmol)

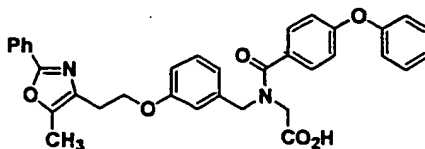


(prepared as described in Example 7 Part B),  
and p-phenoxybenzoic acid (220 mg; 1.02 mmol; 1.4 equiv)  
10 in CH<sub>3</sub>CN (20 mL) was added BOP reagent (372 mg, 0.84 mmol, 1.15 equiv) in a single portion followed by iPr<sub>2</sub>NEt (0.5 mL; 2.9 mmol; 3.9 equiv) dropwise. The reaction was stirred overnight at RT, after which volatiles were removed *in vacuo*. The residue was dissolved in EtOAc and  
15 washed with aqueous 1N HCl. The aqueous layer was extracted with EtOAc (2x) and the combined organic extracts were washed with H<sub>2</sub>O, sat'd aqueous NaHCO<sub>3</sub> and brine, dried (Na<sub>2</sub>SO<sub>4</sub>) and concentrated *in vacuo* to give the desired product. The resulting crude amide-ester was  
20 used in the next step without further purification.

A solution of the crude amide ester in 40% TFA-CH<sub>2</sub>Cl<sub>2</sub> (25 mL) was stirred for 5h at RT. Volatiles were removed *in vacuo* and the crude acid was purified by Prep HPLC (YMC S5 ODS 30mm x 250 mm reverse phase column; flow rate  
25 = 25 mL/min; 30 min continuous gradient from 70:30 A:B to 100% B; solvent A = 90:10:0.1 H<sub>2</sub>O:MeOH:TFA; solvent B = 90:10:0.1 MeOH:H<sub>2</sub>O:TFA) to yield title compound (238 mg; 58% yield over 2 steps) as a white solid. Analytical Reverse-phase HPLC: Retention time = 7.53 min.  
30 (Continuous gradient solvent system: from 50% A:50% B to

0% A:100% B (A = 90% H<sub>2</sub>O/10% MeOH/0.2% H<sub>3</sub>PO<sub>4</sub>; B = 90% MeOH/10% H<sub>2</sub>O/0.2% H<sub>3</sub>PO<sub>4</sub>) for 8 min; detection at 220 nm; YMC S3 ODS 4.6 x 50 mm column). [M + H]<sup>+</sup> = 563.3

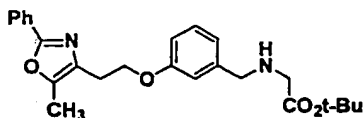
5

Example 311A

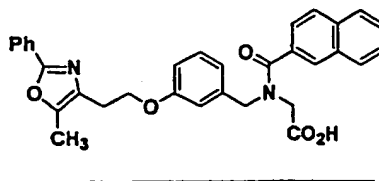
(alternative synthetic procedure)

10

To a solution of the secondary amine tert-butyl ester (35 mg, 0.083 mmol), (prepared as described in Example 7 Part B)

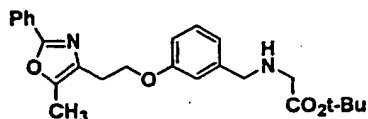


- 15 4-phenoxy benzoic acid (30 mg, 0.14 mmol) and HOAT (30 mg, 0.22 mmol) in THF/DMF (1 mL/0.05 mL) was added EDCI (20 mg, 0.10 mmol) and the mixture was stirred at RT overnight. The reaction was diluted with EtOAc, washed with aqueous 1N HCl, H<sub>2</sub>O, sat'd. aqueous NaHCO<sub>3</sub> and
- 20 brine, dried (Na<sub>2</sub>SO<sub>4</sub>) and concentrated in vacuo. The crude amide-tert butyl ester was dissolved in TFA/CH<sub>2</sub>Cl<sub>2</sub> (5 mL of a 1:1 solution). The resulting pink solution was stirred overnight and concentrated in vacuo to provide the crude acid-amide as a dark brown oil. The
- 25 crude product was purified by preparative HPLC (YMC S5 ODS 20 x 100 mm column, 10 min continuous gradient from 60:40 A:B to 100 % B; solvent A = 90:10:0.1 H<sub>2</sub>O:MeOH:TFA; solvent B = 90:10:0.1 MeOH:H<sub>2</sub>O:TFA; flow rate = 20 mL/min) to provide the title compound (32 mg, 69%).
- 30 [M + H]<sup>+</sup> = 563.3

Example 312

5

- 1) To a solution of the secondary amine-tert-butyl ester (25 mg; 006 mmol)



- (prepared as described in Example 7 Part B),  
10 in THF (0.5 mL) was added 2-naphthalene carboxylic acid (25 mg; 0.15 mmol; 2.5 equiv).

2) HOAT (48 mg; 0.35 mmol; 5.8 equiv) was added.

15 3) DMF (50  $\mu$ L) was added.

4) EDCI ((20 mg, 0.1 mmol, 1.8 m eq) was added.

5) The reaction vessel was shaken for 24 h at RT.

20

6) The reaction was diluted with MeOH (2 mL) and filtered.

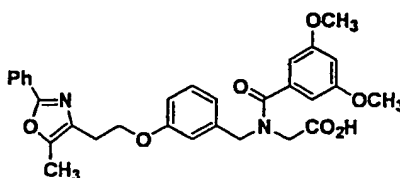
- 7) The amide-tert butyl ester was purified by preparative  
25 HPLC (YMC S5 ODS 20 x 100 mm column; flow rate = 25 mL/min; 10 min continuous gradient from 70:30 A:B to 100% B; solvent A = 90:10:0.1 H<sub>2</sub>O:MeOH:TFA; solvent B = 90:10:0.1 MeOH:H<sub>2</sub>O:TFA).



flow rate of 5 mL/min [Solvent A = 10% MeOH/90% H<sub>2</sub>O/0.2% H<sub>3</sub>PO<sub>4</sub>; Solvent B = 90% MeOH/10% H<sub>2</sub>O/0.2% H<sub>3</sub>PO<sub>4</sub>] indicated that the product purity was 92.7%. In addition, LC/MS (electrospray) gave the correct molecular ion [(M+H)<sup>+</sup> = 477.2] for the desired title compound.

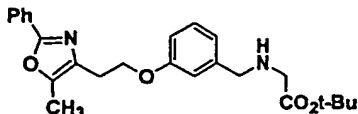
#### Example 314

Another purification protocol using amine-bound resin for the amide-acid product is illustrated by the following synthesis:



15

To a mixture of the amino-ester (20 mg; 0.0474 mmol),



20

(prepared as described in Example 7 Part B), and 3,5-dimethoxybenzoic acid (13 mg, 0.071 mmol) in anhydrous CH<sub>3</sub>CN (0.5 mL) was added a solution of BOP reagent (31 mg, 0.071 mmol) in CH<sub>3</sub>CN (0.5 mL), followed by DIEA (41 μL, 0.23 mmol) in CH<sub>3</sub>CN (0.5 mL). The reaction was shaken at RT overnight. Volatiles were removed *in vacuo* using a Speed Vac and CH<sub>2</sub>Cl<sub>2</sub> (2 mL) was added. The solution was washed successively with aqueous 1N HCl (2 mL) and sat'd aqueous NaHCO<sub>3</sub> (2 mL). To the organic phase was added 0.5 g anhydrous Na<sub>2</sub>SO<sub>4</sub>, and 0.2 g

30

WA21J amine-bound resin (Supelco). The mixture was shaken for 0.5 h and the solids were filtered. TFA (2 mL) was added to the filtrate and the solution was shaken at RT overnight. The reaction solution was concentrated in vacuo using a Speed Vac for 16 h to afford the final product as a yellow gum. Reverse-phase analytical HPLC (YMC S5 ODS 4.6 x 33 mm column, continuous gradient from 100% A to 100% B for 2 min at a flow rate of 5 mL/min [Solvent A = 10% MeOH/90% H<sub>2</sub>O/0.2% H<sub>3</sub>PO<sub>4</sub>; Solvent B = 90% MeOH/10% H<sub>2</sub>O/0.2% H<sub>3</sub>PO<sub>4</sub>]) indicated that the product purity was 90%. In addition, LC/MS (electrospray) gave the correct molecular ion [(M+H)<sup>+</sup> = 531.3] for the title compound.

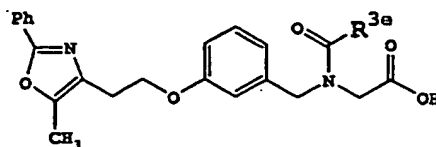
15

Examples 315 to 391

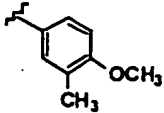
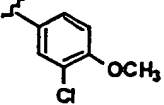
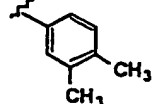
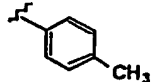
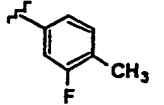
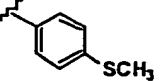
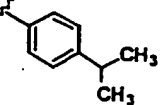
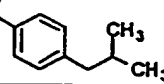
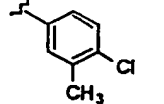
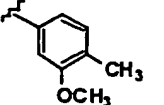
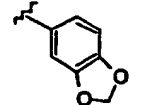
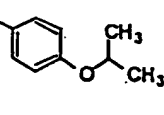
Following one of the above procedures, the following compounds in Tables 6 and 7 of the invention were prepared.



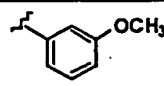
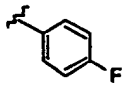
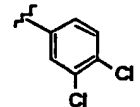
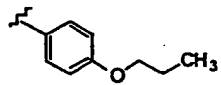
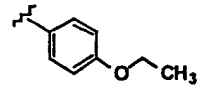
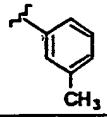
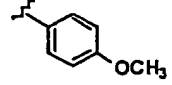
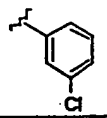
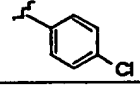
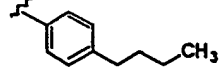
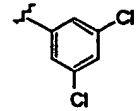


Table 6: (Amide-Acids)



Example No.	R <sup>3a</sup>	[M+H] <sup>+</sup>
315		521.2
316		507.3
317		563.1
318		561.2
319		499.3
320		559.2
321		491.1
322		522.2
323		491.2
324		543.3

Example No.	$R^{3a}$	$[M+H]^+$
325		515.3
326		535.3
327		499.3
328		485.3
329		503.3
330		517.3
331		513.3
332		527.3
333		519.3
334		515.3
335		515.3
336		529.3

Example No.	R <sup>3a</sup>	[M+H] <sup>+</sup>
337		477.2
338		471.2
339		501.3
340		489.2
341		539.2
342		529.3
343		515.3
344		485.3
345		501.3
346		505.2
347		505.2
348		527.3
349		539.2

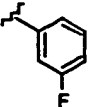
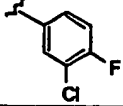
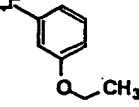
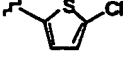
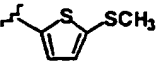
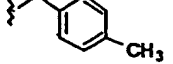
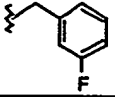
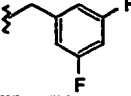
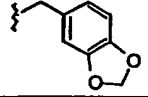
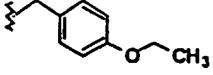
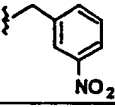
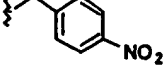
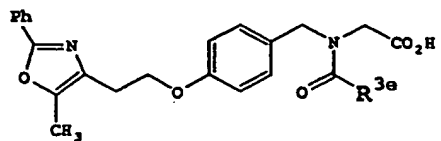
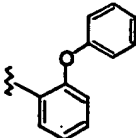
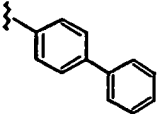
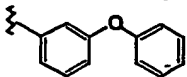
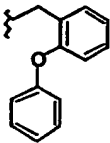
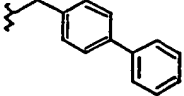
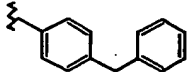
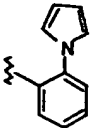
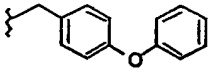
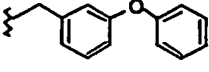
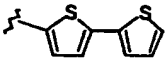
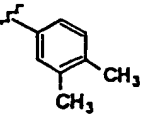
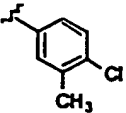
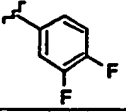
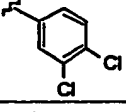
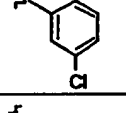
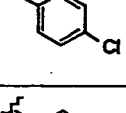
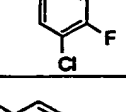
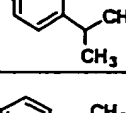
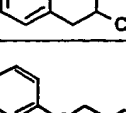
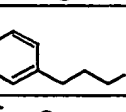
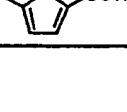

Example No.	R <sup>3a</sup>	[M+H] <sup>+</sup>
350		489.3
351		523.2
352		515.3
353		511.2
354		523.1
355		499.2
356		503.2
357		521.2
358		529.2
359		529.2
360		530.2
361		530.2

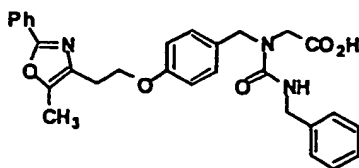
Table 7: (Amide-Acids)



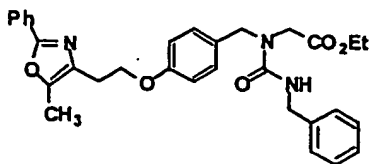
Example No.	R <sup>3</sup>	[M+H] <sup>+</sup>
362		499.2
363		547.2
364		563.2
365		561.1
366		595.1
367		593.1
368		595.1
369		597.1

Example No.	R <sup>3</sup>	[M+H] <sup>+</sup>
370		563.1
371		547.2
372		563.1
373		577.2
374		561.2
375		561.2
376		536.2
377		577.2
378		577.2
379		615.3
380		499.3

Example No.	R <sup>3</sup>	[M+H] <sup>+</sup>
381		519.3
382		507.3
383		539.2
384		505.2
385		505.2
386		522.7
387		513.3
388		527.3
389		529.3
390		527.3
391		523.1

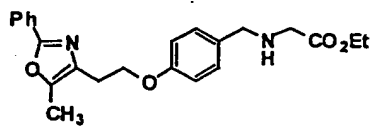
Example 392

A.



5

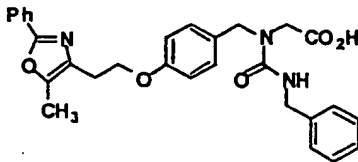
To a solution of the amine (47 mg; 0.12 mmol)



10

(prepared as described in Example 3 Part A),  
 in  $\text{CH}_2\text{Cl}_2$  (5 mL) were added  $i\text{Pr}_2\text{NEt}$  (0.1 mL; 0.57 mmol)  
 and DMAP (14 mg; 0.12 mmol) followed by benzyl isocyanate  
 (24 mg; 0.18 mmol). The reaction was stirred for 14h,  
 15 then passed through an SCX cartridge [the 3g SCX  
 cartridge was prewashed successively with MeOH (10 mL)  
 and  $\text{CH}_2\text{Cl}_2$  (5 mL)] by eluting with  $\text{CH}_2\text{Cl}_2$  (15 mL). The  
 filtrate was concentrated in vacuo to give the crude urea  
 Part A compound (53 mg; 84%), which was sufficiently pure  
 20 to be used in the next step without further purification.

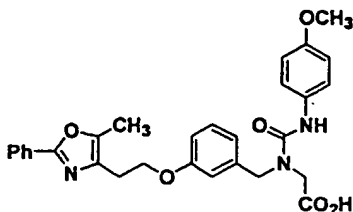
B.



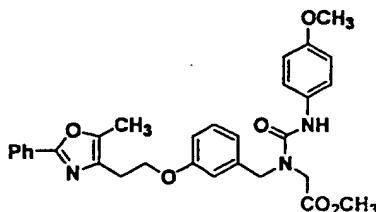
25



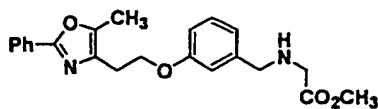
A solution of the crude Part A urea-ethyl ester (53 mg) and LiOH.H<sub>2</sub>O (12 mg) in THF: MeOH:H<sub>2</sub>O (3:1:1; 5 mL) was stirred at RT for 2 days. The solution was acidified to pH3 with aqueous 1M HCl, concentrated *in vacuo*, and purified by preparative HPLC (utilizing a YMC S5 ODS 20mm x 100 mm column; with a continuous gradient from 70%A:30%B to 100% B for 10 minutes at a flow rate of 20 mL/min, where A = 90:10:0.1 H<sub>2</sub>O:MeOH:TFA and where B = 90:10:0.1 MeOH:H<sub>2</sub>O:TFA) to give title compound (12 mg; 24%) as an off-white solid. [M + H]<sup>+</sup> = 500.2

Example 393

15 A.



To a solution of the amine (0.25 g, 0.66 mmol)



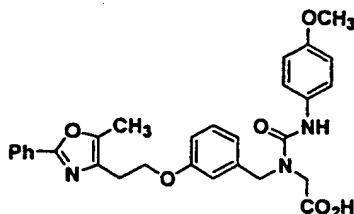
20

(prepared as described in Example 6), in CH<sub>2</sub>Cl<sub>2</sub> (5 mL) was added 4-methoxyphenyl isocyanate (0.20 g, 1.32 mmol) in one portion and the resulting solution was stirred for 1 h at RT. The reaction mixture was then concentrated *in vacuo* to give an oil, which was

25

chromatographed (SiO<sub>2</sub>; 1.5% MeOH/CH<sub>2</sub>Cl<sub>2</sub>) to provide title compound (0.34 g; 97%) as a colorless oil.

B.



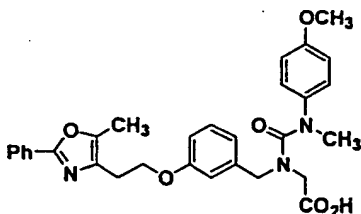
10 A solution of Part A compound (0.14 g, 0.26 mmol) and LiOH (0.1 g, 4.3 mmol) in H<sub>2</sub>O/THF (5 ml of a 40:60 solution) was stirred for 12 h at 25°C. The reaction mixture was acidified with HOAc and extracted with EtOAc (2x). The combined organic extracts were dried (MgSO<sub>4</sub>) and concentrated *in vacuo* to provide title compound (0.12 g; 90%) as a colorless oil. [M + H]<sup>+</sup> = 516

15

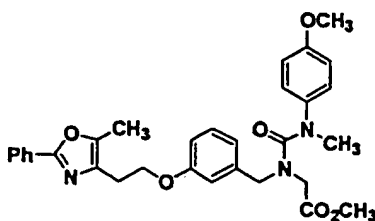
<sup>1</sup>H NMR (CD<sub>3</sub>OD; δ): 7.94 (m, 2H), 7.45 (m, 3H), 7.23 (m, 3H), 6.80 (m, 2H), 6.80 (m, 3H), 4.58 (s, 2H), 4.23 (t, J = 7.9 Hz, 2H), 3.81 (s, 2H), 3.73 (s, 3H), 2.98 (t, J = 7.9 Hz, 2H), 2.36 (s, 3H).

20

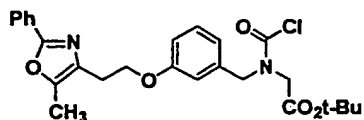
Example 394



A.

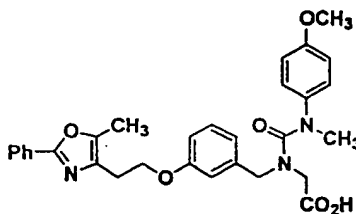


5 A solution of the previously described carbamoyl chloride (Example 139 Part A compound; 0.15 g; 0.34 mmol)



N-methyl-p-anisidine (0.14 g, 1.0 mmol) and  $K_2CO_3$  (0.15 g, 1.1 mmol) in 5 ml of acetone was stirred at 25 °C for 12  
 10 h. The reaction mixture was concentrated in vacuo to yield an oily residue, which was chromatographed ( $SiO_2$ ; 1.5% MeOH/ $CH_2Cl_2$ ) to provide title compound (0.12 g; 65%) as a colorless oil.

15 B.



A solution of Part A compound (0.12 g, 0.22 mmol)  
 20 and LiOH (0.050 g, 2.1 mmol) in  $H_2O/THF$  (5 mL of a 40:60 solution) was stirred at RT for 12 h. The reaction mixture was concentrated in vacuo to yield an oily residue, which was purified by preparative HPLC (YMC S5 ODS 30 x 250 mm column; flow rate = 25 ml/min. 30 min  
 25 continuous gradient from A:B = 50:50 to 100%B; solvent A=

90:10:0.1 H<sub>2</sub>O:MeOH:TFA; solvent B = 90:10:0.1

MeOH:H<sub>2</sub>O:TFA) to provide title compound (59 mg, 50%) as a colorless oil. [M + H]<sup>+</sup> = 530.3

5 NMR (CDCl<sub>3</sub>): 7.99 (d, 6.2 Hz, 2H, 7.45 (m, 3H), 7.24 (m, 3H), 6.82 (d, 6.2 Hz, 2H), 6.79 (m, 1H), 6.63 (m, 1H), 6.55 (s, 1H), 4.24 (s, 2H), 4.16 (t, 7.8 Hz), 2H), 3.72 (s, 3H), 3.59 (s, 2H), 3.16 (s, 2H), 3.02 (t, 7.8 Hz, 2H), 2.40 (s, 3H).

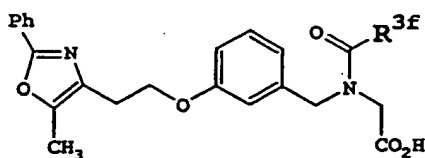
10

Examples 395 to 410

Utilizing one of the above procedures, the analogs in Tables 8 and 9 were synthesized.

15

Table 8: (Urea-Acids)



Example No.	R <sup>3f</sup>	[M+H] <sup>+</sup>
395		562.3
396		546.3
397		554.2

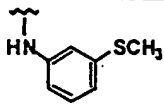
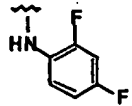
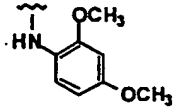
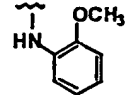
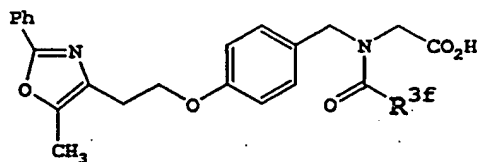
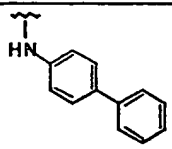
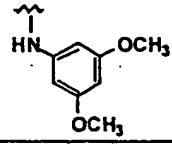
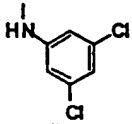
Example No.	R <sup>3f</sup>	[M+H] <sup>+</sup>
398		532.3
399		522.3
400		546.3
401		516.3

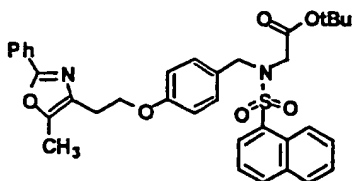
Table 9: (Urea-Acids)



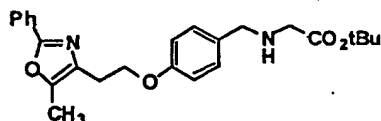
Example No.	R <sup>3f</sup>	[M+H] <sup>+</sup>
402		562.3
403		546.3
404		554.2



A:



5 To a mixture of 1-naphthylsulfonyl chloride (26.8 mg, 0.12 mmol) and DMAP (2 mg, 0.016 mmol) in pyridine (2 mL) was added a solution of the amino-t-butyl ester



(prepared as described in Example 8)

10 (20 mg, 0.05 mmol) in pyridine (0.6 mL). The reaction was stirred at RT for 20 h. Resin-bound amine (WA21J, Supelco; 5.8 mmol/g loading; 150 mg) was added to the mixture. The reaction was stirred for a further 4 h. The resin was filtered off and the filtrate was

15 concentrated *in vacuo* to give the crude product, which was chromatographed (CUSIL12M6 column; United technology; 2 g of sorbent in a 6 mL column) by the procedure outlined below.

20 1) The column was conditioned with hexane (20 mL).

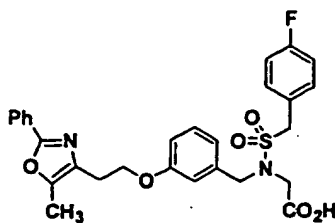
2) The residue was dissolved in a minimal volume of EtOAc and loaded onto the silica gel column.

25 3) The cartridge was eluted with Hex/EtOAc(3:1), Hex/EtOAc (1:1). The desired fraction (identified by TLC) was collected and concentrated to give title compound as a viscous oil which was used in the next step without any further purification.

30

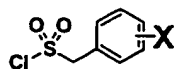




Example 411

A.

5

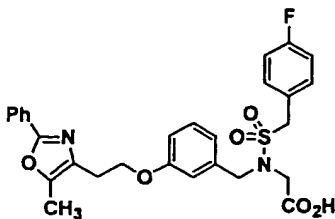
(X = halogen, alkyl, CF<sub>3</sub>, CF<sub>3</sub>O, etc.)

10 The following general procedure was utilized for the preparation of the requisite substituted benzyl sulfonyl chlorides:

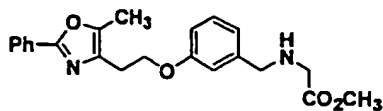
15 Cl<sub>2</sub> gas was bubbled into a 0°C solution of 4-fluorobenzyl mercaptan (1.0 g, Lancaster) in glacial acetic acid (100 mL) and H<sub>2</sub>O (5.0 mL) for 1h. The reaction mixture was then poured into ice-H<sub>2</sub>O and immediately extracted with CH<sub>2</sub>Cl<sub>2</sub> (200 mL); the organic phase was cautiously washed successively with H<sub>2</sub>O (200 mL), aqueous saturated NaHCO<sub>3</sub> (2 x 100 mL), and finally  
20 brine (200 mL). The organic phase was dried (MgSO<sub>4</sub>) and concentrated in vacuo to furnish 4-fluorobenzyl sulfonyl chloride as a colorless solid (1.3 g; 89%).

B.

25



To a solution of the secondary amine methyl ester  
(25 mg; 0.066 mmol)



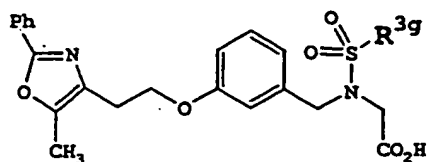
(prepared as described in Example 6),  
5 in pyridine (0.8 mL) was added 4-fluorobenzyl sulfonyl chloride (68 mg; 0.33 mmol; 5 equiv). The mixture was heated to 75°C, stirred overnight at 75°C, and then concentrated in vacuo. The black residue was treated with aqueous LiOH (1.0 mL of a 0.3 M solution) in  
10 H<sub>2</sub>O/MeOH/THF for 18 h, then concentrated in vacuo. The residue was acidified with 1.0 M aqueous HCl to pH = 1-2 and extracted with EtOAc (2x), dried (Na<sub>2</sub>SO<sub>4</sub>) and concentrated in vacuo to give the crude product. Purification by preparative HPLC (YMC S5 ODS 20mm x 250  
15 mm reverse-phase column; 15 min continuous gradient from 60:40 A:B to 100% B with 10 min hold time, where A = 90:10:0.1 H<sub>2</sub>O:MeOH:TFA and B = 90:10:0.1 MeOH:H<sub>2</sub>O:TFA; flow rate = 25 mL/min) gave the title compound (12 mg; 34%) as a white solid. [M + H]<sup>+</sup> (LC/MS) = 539.1

20

#### Examples 412 to 456

Utilizing one of the above procedures, the analogs in Tables 10 and 11 were synthesized.

Table 10: (Sulfonamide-Acids)



Example No.	R <sup>3g</sup>	[M+H] <sup>+</sup>
412		507.3
413		575.2
414		525.2
415		521.2
416		533.2
417		513.2
418		535.3
419		575.2
420		581.1
421		590.3
422		589.2

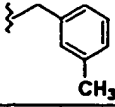
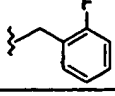
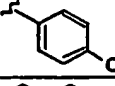
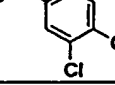
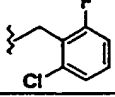
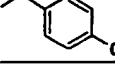
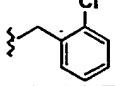
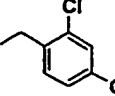
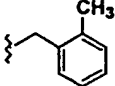
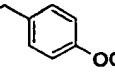
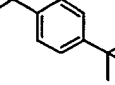
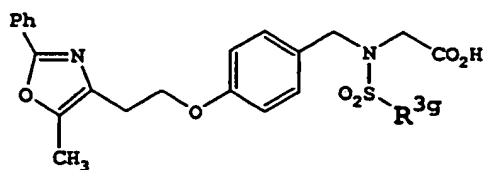
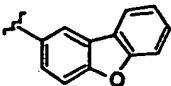
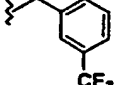
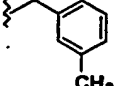
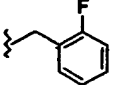
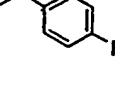
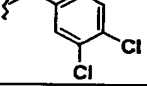
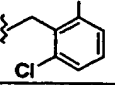
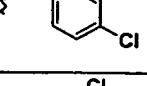
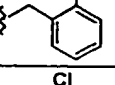
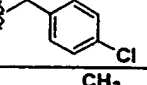
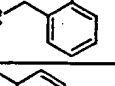
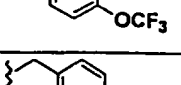
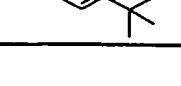
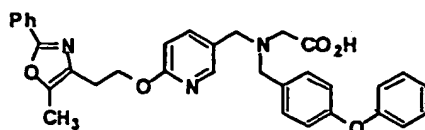
Example No.	R <sup>3g</sup>	[M+H] <sup>+</sup>
423		535.3
424		539.1
425		541.2
426		589.0
427		573.2
428		555.2
429		555.3
430		589.2
431		535.3
432		605.3
433		577.4

Table 11: (Sulfonamide-Acids)

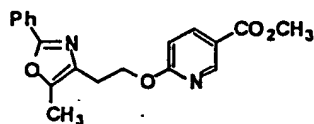


Example No.	R <sup>3g</sup>	[M+H] <sup>+</sup>
434		549.4
435		557.3
436		506.3
437		549.3
438		541.2
439		521.3
440		533.3
441		535.4
442		575.3
443		678.3

Example No.	R <sup>3g</sup>	[M+H] <sup>+</sup>
444		597.4
445		589.2
446		535.3
447		539.1
448		539.1
449		589.0
450		573.2
451		555.2
452		555.3
453		589.2
454		535.3
455		605.3
456		577.4

Example 457

A.

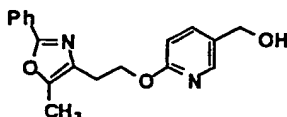


5

To a 0°C solution of methyl 2-hydroxypyridine-5-carboxylate (0.2 g, 1.3 mmol), 2-(5-methyl-2-phenyl oxazol-4-yl)ethanol (0.32 g, 1.56 mmol) and Ph<sub>3</sub>P (0.38 g, 1.56 mmol) in CH<sub>2</sub>Cl<sub>2</sub> (10 mL) was added DEAD (0.2 mL, 1.95 mmol) dropwise and the reaction was stirred at 25°C for 12 h. The solution was concentrated *in vacuo*, and chromatographed on SiO<sub>2</sub> (4:1 hex:EtOAc) to provide title compound (0.28 g, 63%) as an oil.

15

B.



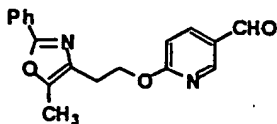
20

To a -78°C solution of Part A compound (0.28g., 0.82 mmol) in THF (10 mL) was added DIBALH (2.0 mL of a 1 M solution in CH<sub>2</sub>Cl<sub>2</sub>; 1.95 mmol) and the reaction was stirred at -78°C for 4 h. TLC of an aliquot of the reaction showed the presence of both the corresponding aldehyde and alcohol. The reaction was warmed to 25°C and stirred at RT for 1 h, after which only the alcohol was observed by TLC. The reaction was quenched with water and diluted with EtOAc. The organic layer was washed with brine, dried (MgSO<sub>4</sub>), and concentrated in

30

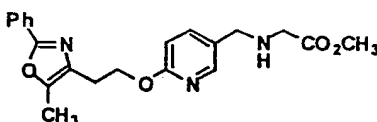
vacuo to furnish title compound as an oil. This crude material was used in the next reaction without further purification.

5 C.



To a  $-78^{\circ}\text{C}$  solution of oxalyl chloride (0.22 mL, 2.6 mmol) and DMSO (0.37 mL, 5.2 mmol) in  $\text{CH}_2\text{Cl}_2$  (15 mL) was added dropwise a solution of Part B compound (0.42 g of crude material in 5 mL  $\text{CH}_2\text{Cl}_2$ ). The reaction mixture was stirred for 2 h at  $-78^{\circ}\text{C}$  and then  $\text{Et}_3\text{N}$  (1 mL) was added dropwise. The reaction mixture was stirred for an additional 0.5 h at  $-78^{\circ}\text{C}$  and then was slowly warmed to  $25^{\circ}\text{C}$ . The reaction mixture was diluted with EtOAc (200 mL) and washed successively with aqueous  $\text{NaHCO}_3$  and brine. The organic layer was dried ( $\text{MgSO}_4$ ), then concentrated in vacuo to provide title compound (0.40 g; 95%) as an oil, which was used in the next step without further purification.

D.



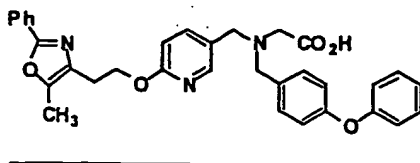
25

A mixture of Part C compound (<0.82 mmol), glycine methyl ester hydrochloride (0.5g., 4.0 mmol),  $\text{NaBH}(\text{OAc})_3$  (0.85g., 4.0 mmol) and DCE (10 mL) was stirred at  $25^{\circ}\text{C}$  for 12 h. The reaction mixture was then diluted with EtOAc (50 mL) and washed successively with aqueous  $\text{NaHCO}_3$  and brine. The organic layer was dried ( $\text{MgSO}_4$ ), then concentrated in vacuo to give title compound (0.31 g;



82%) as an oil (>95% pure by analytical reverse-phase HPLC) which was used in the next step without further purification.

5 E.

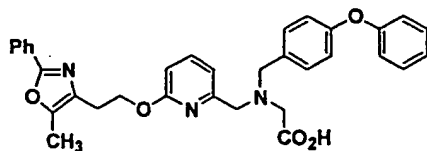


A mixture of Part D compound (0.050 g; 0.13 mmol),  
 10 4-phenoxybenzaldehyde (0.048 g; 0.26 mmol), NaBH(OAc),  
 (0.082 g; 0.39 mmol) in DCE (10 mL) was stirred at 25°C  
 for 12 h. The reaction mixture was diluted with EtOAc  
 (50 mL) and washed successively with aqueous NaHCO<sub>3</sub> and  
 brine. The organic layer was dried (MgSO<sub>4</sub>), then  
 15 concentrated in vacuo to give the tertiary amino methyl  
 ester as an oily residue. To this residue, LiOH (0.050  
 g) and H<sub>2</sub>O/THF (2 mL of a 60/40 solution) were added and  
 the reaction was stirred at RT for 12 h. Preparative  
 HPLC (YMC S5 ODS 30 x 250mm column - continuous gradient  
 20 over 30 min; flow rate = 25 mL/min from 30:70 A:B to  
 100% B; A = 90:10:0.1 H<sub>2</sub>O:MeOH:CF<sub>3</sub>CO<sub>2</sub>H; B = 90:10:0.1  
 MeOH:H<sub>2</sub>O:CF<sub>3</sub>CO<sub>2</sub>H) provided title compound (0.021 g; 30%)  
 as a TFA salt.

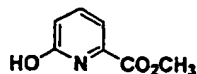
25 <sup>1</sup>H NMR (CDCl<sub>3</sub>) δ: 8.18 (s, 1H), 7.94 (d, 6.6 Hz, 2H),  
 7.86 (d, 8.8 Hz, 1H), 7.45 (m, 3H), 7.34 (m, 3H), 7.14  
 (t, 7.4 Hz, 1H), 7.02-6.92 (m, 5H), 6.81 (t, 8.8 Hz, 1H),  
 4.51 (m, 6H), 3.59 (s, 2H), 3.06 (t, 6.2 Hz, 2H)

30

Example 458

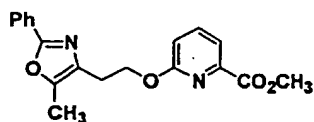


A.



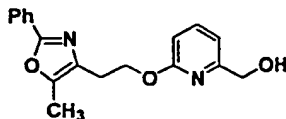
5 A mixture of 2-hydroxypyridine-6-carboxylic acid (1.30 g, 9.4 mmol), concentrated H<sub>2</sub>SO<sub>4</sub> (0.5 mL) and MeOH (20 mL) was heated to reflux for 12 h. The reaction was complete at this point by analytical HPLC. The reaction mixture was concentrated *in vacuo* to give a light yellow  
 10 oil, which was diluted with EtOAc and washed with aqueous NaHCO<sub>3</sub>. The organic phase was dried (MgSO<sub>4</sub>) and concentrated *in vacuo* to yield title compound as a solid (0.43 g, 30%).

15 B.



To a solution of Part A compound (0.43 g, 2.8 mmol),  
 20 2-(5-methyl-2-phenyloxazol-4-yl) ethanol (0.68 g, 3.3 mmol) and Ph<sub>3</sub>P (1.0 g, 4.07 mmol) in THF (10 mL) was added DEAD (0.66 mL, 4.2 mmol) and the reaction was stirred at RT for 12 h. The solution was concentrated *in vacuo* and the residue was chromatographed (SiO<sub>2</sub>; 20%  
 25 acetone/hexanes) to provide title compound as an oil (0.92 g; 97%).

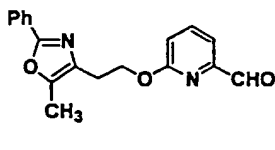
C.



30

To a solution of Part B compound (0.92 g, 2.7 mmol) in THF (50 mL) was added LiAlH<sub>4</sub> (5 mL of a 1.0 M solution in THF, 5 mmol) dropwise at -78°C and the resulting reaction was allowed to warm to 0°C over 2 h. The reaction was then quenched by adding a few pieces of ice into the mixture. The reaction mixture was partitioned between EtOAc (200 mL) and brine (50 mL). The organic phase was dried (MgSO<sub>4</sub>) and concentrated in vacuo to give an oil (0.92 g; 95%) which was used in the next reaction without further purification.

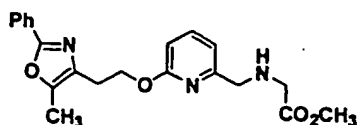
D.



15

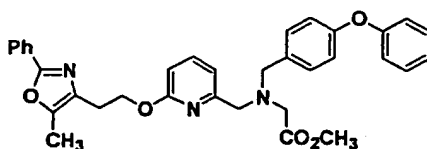
To a solution of oxalyl chloride (0.47 mL, 5.4 mmol) and DMSO (0.36 mL, 10.8 mmol) in CH<sub>2</sub>Cl<sub>2</sub> (15 mL) was added dropwise a solution of Part C compound (0.92 g; >2.7 mmol) in CH<sub>2</sub>Cl<sub>2</sub> (10 mL) at -78°C. The reaction mixture was stirred for 2 h and then Et<sub>3</sub>N (1 mL) was added dropwise. The reaction mixture was allowed to stir for an additional 0.5 h at -78°C and then slowly warmed to 25°C. The reaction mixture was then diluted with EtOAc (200 mL) and washed successively with aqueous NaHCO<sub>3</sub> and brine. The organic layer was dried (MgSO<sub>4</sub>) and then concentrated in vacuo to yield title compound (0.90 g; >90% pure by <sup>1</sup>H NMR analysis) as an oil. This material was used in the next step without further purification.

E.



5 To a solution of Part D compound (0.90g; 2.7 mmol),  
glycine methyl ester hydrochloride (1.7 g, 13.5 mmol) in  
1,2 dichloroethane (10 mL) was added NaBH(OAc)<sub>3</sub> (1.7 g,  
8.1 mmol) in one portion. The resulting solution was  
10 stirred at 25°C for 12 h. The reaction mixture was  
concentrated in vacuo to give an oil, which was  
chromatographed (SiO<sub>2</sub>; 30% acetone in hexane) to provide  
title compound (0.86 g; 83%) as a colorless oil.

F.

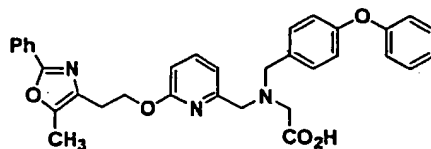


15

A solution of Part E compound (0.040 g, 0.1 mmol),  
4-phenoxybenzaldehyde (0.030 g, 0.15 mmol) and NaBH(OAc)<sub>3</sub>  
20 (0.060 g, 0.3 mmol) in DCE (10 mL) was stirred at RT for  
12 h. The reaction mixture was concentrated in vacuo and  
the oily residue was chromatographed (SiO<sub>2</sub>; 30% acetone  
in hexane) to provide the amino-ester title compound (56  
mg; >95%) as a colorless oil.

25

G.

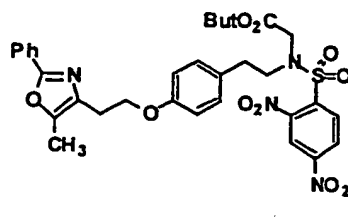




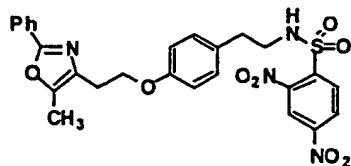
The reaction mixture was concentrated *in vacuo*, and the residue was chromatographed (SiO<sub>2</sub>; stepwise gradient from 95:5 to 4:1 hex:EtOAc) to obtain title compound (1.43 g, 65%).

5

B.

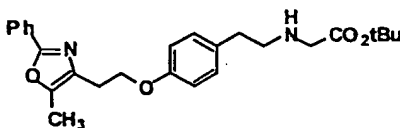


- 10 A solution of Part A compound (1.01 g, 2.37 mmol) and TFA (8 mL) in CH<sub>2</sub>Cl<sub>2</sub> (30 mL) was stirred at RT for 4.5 h. The solution was concentrated *in vacuo*, and the residue was dissolved in CH<sub>2</sub>Cl<sub>2</sub> and filtered through a pad of solid K<sub>2</sub>CO<sub>3</sub>. The filtrate was concentrated *in vacuo* to
- 15 give the corresponding crude amine. To a solution of the crude amine in THF (11.9 mL) were added pyridine (0.383 mL, 4.74 mmol) and 2,4-dinitrobenzenesulfonyl chloride (0.85 g, 3.19 mmol) and the solution was stirred at RT for 15h. Since some starting material still remained at
- 20 this point, more sulfonyl chloride (0.32 g, 1.2 mmol) was then added. After a further 4 h, HPLC analysis indicated that all starting material had been consumed. The reaction mixture was diluted with Et<sub>2</sub>O, washed with 1N aq HCl, saturated aq NaHCO<sub>3</sub> and brine, dried (MgSO<sub>4</sub>),
- 25 filtered and concentrated *in vacuo* to provide the crude 2,4-dinitrobenzenesulfonamide



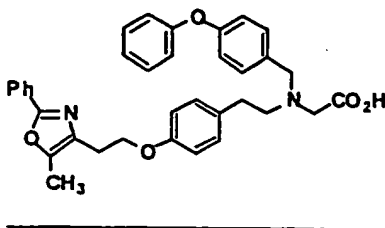
To a solution of the crude 2,4-dinitrobenzene-sulfonamide in CH<sub>3</sub>CN (3 mL) were added K<sub>2</sub>CO<sub>3</sub> (excess) and tert-butyl bromoacetate (7.11 mmol). The reaction was stirred at RT overnight. HPLC analysis indicated the  
5 ratio of product to starting material was 2/1. More DMF (3 mL), K<sub>2</sub>CO<sub>3</sub> and tert-butyl bromoacetate were added to the reaction mixture. The reaction was complete in 2 h. The reaction mixture was diluted with Et<sub>2</sub>O, washed with 1N aq HCl, saturated NaHCO<sub>3</sub> and brine, dried (MgSO<sub>4</sub>), and  
10 concentrated *in vacuo* to provide the crude tert-butyl ester. This crude material was chromatographed (SiO<sub>2</sub>; hexanes/EtOAc; stepwise gradient from 9:1 to 2:1) to give title compound (0.663 g, 42% overall).

15 C.



To a solution of Part B compound (0.663 g, 0.995  
20 mmol) in THF (2.5 mL) were added Et<sub>3</sub>N (0.208 mL, 1.49 mmol) and mercaptoacetic acid (0.090 mL, 1.29 mmol). The reaction was stirred at RT overnight. The reaction mixture was then diluted with Et<sub>2</sub>O, washed with 1N aq HCl, saturated NaHCO<sub>3</sub> and brine, dried (MgSO<sub>4</sub>), and  
25 concentrated *in vacuo*. The residue was chromatographed (SiO<sub>2</sub>; hexanes/EtOAc; stepwise gradient from 9:1 to 2:1) to give title compound (0.265 g, 61%).

D.

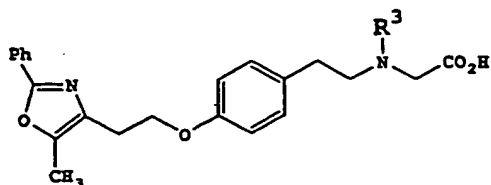


5 To a solution of Part C compound (0.015 g, 0.0344 mmol) in DCE (1 mL) were added 4-phenoxybenzaldehyde (0.103 mmol) and NaBH(OAc)<sub>3</sub> (0.0365 g, 0.172 mmol). The reaction was stirred at RT for 15 h. The reaction mixture was filtered through a cotton plug to provide a  
10 clear solution, which was diluted with CH<sub>2</sub>Cl<sub>2</sub>, washed with saturated aq NaHCO<sub>3</sub> and brine, dried (MgSO<sub>4</sub>), and concentrated *in vacuo*. The crude product was purified by preparative HPLC (YMC S5 ODS 30x250 mm column: flow rate 25 mL/min, gradient 20%B to 100%B over 25 min, 100%B hold  
15 for 15 min, Retention time = 29.1 min) to furnish the tert-butyl ester. A solution of this material was dissolved in CH<sub>2</sub>Cl<sub>2</sub> (1.3 mL) and TFA (0.5 mL) was added slowly. The reaction was stirred at RT overnight and was then concentrated *in vacuo*. The residue was then  
20 dissolved in CH<sub>2</sub>Cl<sub>2</sub>, washed with H<sub>2</sub>O, saturated aq NaHCO<sub>3</sub> and brine, dried (MgSO<sub>4</sub>) and concentrated *in vacuo* to give title compound (0.012 g, 61%). LC/MS gave the correct [M + H]<sup>+</sup> = 563.3

25 Further analogs (as shown in the table below) were synthesized by the same reductive amination procedure as described in Example 459 Part D using Example 459 Part C compound and different aromatic aldehydes. In addition carbamate-acids such as Example 461 compound were also  
30 synthesized using the general method described previously for the synthesis of the Example 136 compound.



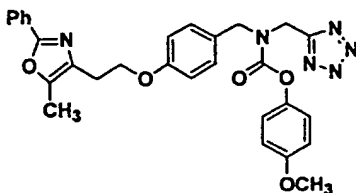
Table 12



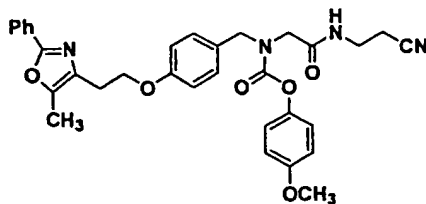
Example No.	R <sup>3</sup>	[M+H] <sup>+</sup>
460		571.3
461		515.3
462		471.3

5

Example 463



A.

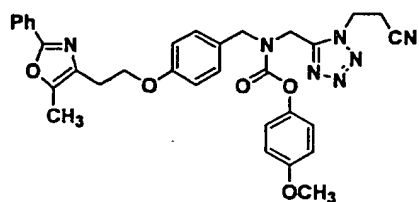


10

To a solution of the Example 230 acid (240 mg, 0.47 mmol) in DMF (2.0 mL) were added HOAT (68 mg, 0.49 mmol),  
 15 EDAC (94 mg, 0.49 mmol) and 2-cyanoethylamine (34 mg, 0.49 mmol). The solution was stirred at RT for 18 h;

analysis of the reaction by LC-MS showed that starting material was still present. Additional 2-cyanoethylamine (34 mg, 0.49 mmol) was added and the reaction mixture was stirred at RT for 48 h. Volatiles were removed in vacuo and the residue was dissolved in CH<sub>2</sub>Cl<sub>2</sub> (40 mL) and washed successively with water (2 x 30 mL) and brine (30 mL). The organic phase was dried (MgSO<sub>4</sub>) and concentrated in vacuo. The resulting white residue was dissolved in a minimum amount of CH<sub>2</sub>Cl<sub>2</sub> (3 mL) and precipitation by the cautious addition of EtOAc furnished the amide product title compound (184 mg; 70%) as a white solid.

B.

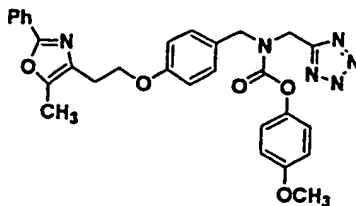


15

To a 0°C solution of Part A compound (180 mg; 0.32 mmol) in CH<sub>2</sub>Cl<sub>2</sub> (1.5 mL) were successively added Ph<sub>3</sub>P (83 mg; 0.32 mmol), DEAD (100 μL, 0.64 mmol) and TMSN<sub>3</sub> (85 μL, 0.64 mmol). The reaction mixture was stirred at RT for 24 h. LC-MS analysis showed that a significant amount of starting material still remained. The reaction mixture was then concentrated in vacuo to 2/3 of the original volume and additional Ph<sub>3</sub>P, DEAD and TMSN<sub>3</sub> (1 equivalent of each reagent) were added. The reaction mixture was stirred at RT for another 24h and then diluted with EtOAc (40 mL). The solution was treated with 5% aqueous CAN solution (10 mL) and stirred for 15 min. The reaction solution was washed with water (30 mL) and brine (30 mL), dried (MgSO<sub>4</sub>) and concentrated in vacuo. The residue was

chromatographed (SiO<sub>2</sub>; ether:CH<sub>2</sub>Cl<sub>2</sub> 3:7) to furnish the title compound (100 mg; 53%) as a white solid.

C.

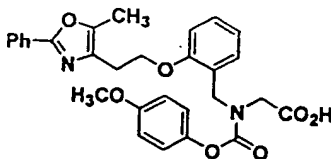


5

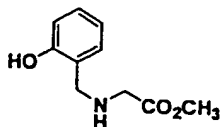
To a solution of Part B compound (100 mg, 0.17 mmol) in THF/1,4-dioxane (6:1, 1.4 mL) was added aqueous NaOH solution (0.6 mL of a 1.0 M solution, 3.5 equiv). The mixture was stirred at RT for 14 h and then acidified to -pH 2 with 1.0 M aqueous H<sub>3</sub>PO<sub>4</sub> solution. EtOAc (30 mL) was added, and the organic phase was washed with water (15 mL) and brine (15 mL), dried (MgSO<sub>4</sub>) and concentrated in vacuo. The residue was chromatographed (SiO<sub>2</sub>; 4% MeOH/CH<sub>2</sub>Cl<sub>2</sub>) to give the title tetrazole (35 mg; 38%) as a white foam. LC/MS (electrospray) gave the correct molecular ion: [M + H]<sup>+</sup> = 541.3

20

Example 464



A.

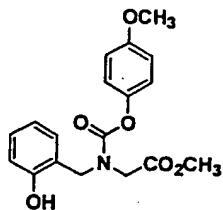


25



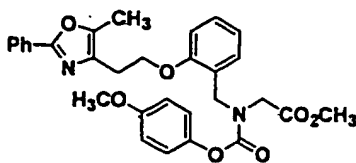
A mixture of 2-hydroxybenzaldehyde (500 mg, 4.09 mmol), glycine methyl ester hydrochloride (544 mg, 4.09 mmol) and Et<sub>3</sub>N (495 mg, 4.9 mmol) in dry MeOH (5 mL) was stirred at RT for 3 h. NaBH<sub>4</sub> (155 mg, 4.09 mmol) was then added in three portions. The reaction was stirred at RT for another 30 min. Saturated aqueous Na<sub>2</sub>CO<sub>3</sub> (1 mL) was added to destroy the remaining NaBH<sub>4</sub> and then aqueous HCl (10 mL of a 1N solution) was added. The aqueous phase was washed with EtOAc (3 x 20 mL), then carefully basified with 1N aq NaOH to pH = 7-8. The aqueous phase was then extracted with EtOAc (3 x 20 mL). The orange-red solution was concentrated *in vacuo* to give title compound as a yellow viscous oil.

15 B.



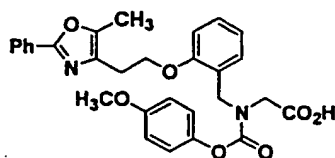
Part A compound (38 mg, 0.195 mmol), 4-methoxyphenyl  
20 chloroformate and pyridine (39 mg, 5 mmol) was dissolved  
in 0.1 mL CH<sub>2</sub>Cl<sub>2</sub>, for 5 min. The reaction mixture was  
then washed with aqueous HCl (2 x 2 mL of a 1N solution).  
The organic phase was washed with brine, dried (Na<sub>2</sub>SO<sub>4</sub>),  
concentrated *in vacuo* and chromatographed (SiO<sub>2</sub>;  
25 hex:EtOAc = 7 :3) to give title compound (40 mg; 59%) as  
a pale yellow oil.

C.



- 5 To a solution of Part B compound (40 mg, 0.116 mmol), 2-[2-phenyl-5-methyl-oxazole-4-yl]-ethanol (Maybridge; 24 mg, 0.116 mmol) and  $\text{Ph}_3\text{P}$  (40 mg, 0.151 mmol) in dry THF (3 mL) was added dropwise DEAD (26 mg, 0.151 mmol). The solution was stirred at RT overnight.
- 10 The orange-red solution was concentrated *in vacuo* and the residue was purified by Prep-HPLC (continuous gradient from 50% A:50% B to 100%B; A = 90%  $\text{H}_2\text{O}$ :10% MeOH + 0.1% TFA); (B = 90% MeOH/10%  $\text{H}_2\text{O}$  + 0.1% TFA) for 10 min; YMC SH-343-5 ODS 20 x 100 mm (5  $\mu\text{m}$ ) column) to provide title
- 15 compound (30 mg, 47%) as a yellow viscous oil.

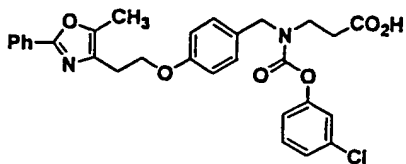
D.



- 20 Part C compound was dissolved in MeOH (3 mL) and  $\text{H}_2\text{O}$  (0.3 mL). To this solution was added LiOH (3 mg) and the reaction was stirred at RT for 3 h. Volatiles were removed *in vacuo* and the solution was acidified with 1N aqueous HCl to pH = ~3-4. The aqueous phase was
- 25 extracted with EtOAc (3 x 10 mL). The combined organic extracts were washed with brine, dried ( $\text{Na}_2\text{SO}_4$ ) and concentrated *in vacuo* to give title compound as a white solid (18 mg; 64%). LC/MS (electrospray) gave the
- 30 correct molecular ion  $[(\text{M}+\text{H})^+ = 516]$ .

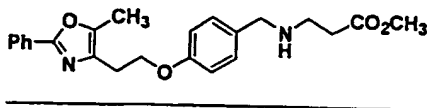
$^1\text{H}$  NMR ( $\delta$ ): 2.27-2.32 (m, 3H), 2.96-2.98 (m, 2H), 3.65-3.69 (d, 3H), 4.06-4.20 (m, 4H), 4.55-4.63 (d, 2H), 6.74-6.93 (m, 4H), 7.19-7.35 (m, 2h), 7.88-7.90 (m, 2H).

5

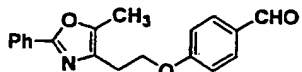
Example 465

10

A.

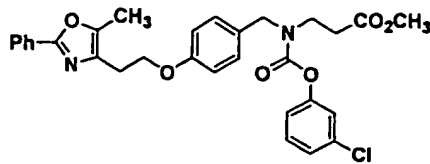


A mixture of  $\beta$ -alanine methyl ester hydrochloride  
 15 (51 mg; 0.363 mmol),  $\text{Et}_3\text{N}$  (50  $\mu\text{L}$ ; 0.363 mmol) and the  
 aldehyde (100 mg; 0.33 mmol)



in MeOH (1 mL) was stirred at RT for 3 h.  $\text{NaBH}_4$  (14 mg;  
 20 0.363 mmol) was then added and the reaction was stirred  
 at RT for another 1 h. Volatiles were removed in vacuo  
 and the residue was partitioned between saturated aqueous  
 $\text{Na}_2\text{CO}_3$  and EtOAc (20 mL each). The organic phase was  
 concentrated in vacuo to give Part A compound as a yellow  
 25 oil which was used in the next step without further  
 purification.

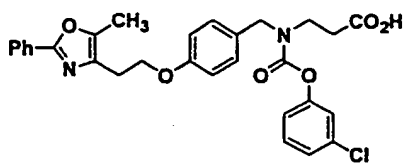
B.



30

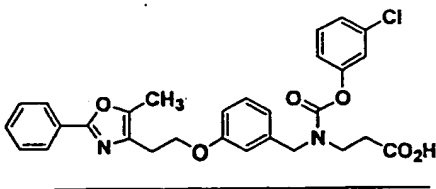
To a solution of Part A compound (20 mg; 0.050 mmol) and pyridine (0.50 mL) in  $\text{CH}_2\text{Cl}_2$  (2 mL) was added 3-chlorophenyl chloroformate (14 mg; 0.070 mmol). The reaction was stirred at RT for 2 h, then volatiles were removed in vacuo. The residue was purified by preparative HPLC (YMC S5 ODS 20 x 75 mm reverse phase column; continuous gradient from 50:50 A:B to 100% B, where A = 90:10:0.1  $\text{H}_2\text{O}:\text{MeOH}:\text{TFA}$  and B = 90:10:0.1  $\text{MeOH}:\text{H}_2\text{O}:\text{TFA}$ ) to give Part B compound.

C.



15

A solution of Part B compound and  $\text{LiOH}\cdot\text{H}_2\text{O}$  (5 mg) in  $\text{THF}:\text{H}_2\text{O}$  (4:1) was stirred at RT for 1 h. The reaction solution was acidified to pH 3 with aqueous HCl, then extracted with EtOAc. The combined organic extracts were concentrated in vacuo to give title compound (5 mg; 18%) as a white solid.  $[\text{M} + \text{H}]^+ = 535.2; 537.2$

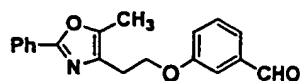
Example 466

25

Title compound was synthesized using the same sequence as in Example 465 with the exception that the aldehyde

30





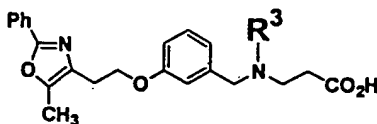
was used.  $[M + H]^+ = 535.2; 537.2$

5

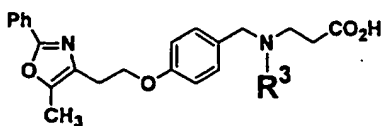
Following procedures as described above, Examples 467 to 472 compounds were prepared.

Examples 467 to 469

10



Example No.	R <sup>3</sup>	[M+H] <sup>+</sup>
467		501.3
468		563.3
469		515.3

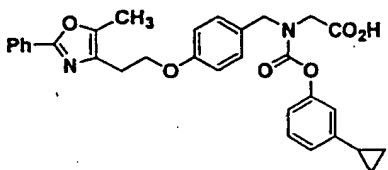
Examples 470 to 472

5

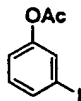
Example No.	R <sup>3</sup>	[M+H] <sup>+</sup>
470		501.3
471		563.3
472		515.3

Example 473

10



A.



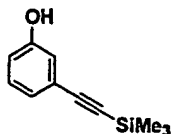
15

A mixture of 3-iodophenol (2.0 g; 9.1 mmol), acetic anhydride (4.6 g; 45.5 mmol) and pyridine (3.6 g; 45.5 mmol) was stirred in CH<sub>2</sub>Cl<sub>2</sub> (20 mL) for 3 h. The resulting mixture was washed with saturated aqueous NH<sub>4</sub>Cl

20

(3 x 100 mL), dried ( $\text{MgSO}_4$ ) and concentrated in vacuo to give Part A compound (2.30 g; 97%) as a yellow oil.

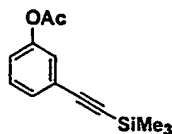
B.



A mixture of Part A compound (1.00 g; 4.0 mmol), trimethylsilylacetylene (780 mg; 8 mmol), CuI (15 mg; 0.08 mmol) and  $(\text{Ph}_3\text{P})_2\text{Pd}_2\text{Cl}_2$  (28 mg; 0.04 mmol) in diethylamine (10 mL) was stirred at RT for 3 h. Volatiles were removed in vacuo and the residue was chromatographed ( $\text{SiO}_2$ ; hexane:EtOAc 4:1) to give crude Part B compound, which was used in the next step without further purification.

10  
15

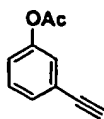
C.



To a solution of crude Part B compound in  $\text{CH}_2\text{Cl}_2$  (2 mL) were added pyridine (3 mL; 37 mmol) and acetic anhydride (4 mL; 42 mmol). The reaction was stirred at RT for 2 h, then was partitioned between saturated aqueous  $\text{NH}_4\text{Cl}$  (30 mL) and  $\text{CH}_2\text{Cl}_2$ . The organic phase was washed with additional saturated aqueous  $\text{NH}_4\text{Cl}$  (30 mL) and  $\text{H}_2\text{O}$  (100 mL), dried ( $\text{Na}_2\text{SO}_4$ ) and concentrated in vacuo to give Part C compound, which was used in the next step without further purification.

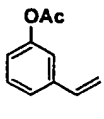
25  
30

D.



5 A solution of crude Part C compound and Bu<sub>4</sub>NF (1.1 g; 12 mmol) in THF (10 mL) was stirred at RT for 1.7 h, after which all starting material had been consumed. The reaction solution was washed with H<sub>2</sub>O, Celite<sup>®</sup> was added, and volatiles were removed in vacuo. The solids were  
10 chromatographed (SiO<sub>2</sub>; hexane:EtOAc 9:1) to give Part D compound (400 mg; 63% over 3 steps).

E.

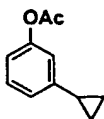


15

A mixture of Part D compound (400 mg; 2.5 mmol) and Pd/CaCO<sub>3</sub>/Pb catalyst (40 mg; Aldrich) in MeOH (20 mL) was stirred under an atmosphere of H<sub>2</sub> for 30 min. The mixture  
20 was filtered through Celite<sup>®</sup> and the filtrate was concentrated in vacuo. The residue was chromatographed (SiO<sub>2</sub>; hexane:EtOAc 95:5) to give Part E compound (310 mg; 77%) as a colorless oil.

25

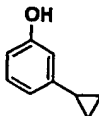
F.



To a 0°C solution of Part E compound (310 mg; 1.9  
30 mmol) in DCE (10 mL) were successively added dropwise neat diethylzinc (491 μL; 4.8 mmol; Aldrich) and ICH<sub>2</sub>Cl (700 μL; 9.6 mmol). The reaction mixture was allowed to

warm to RT and then stirred at RT for 3 h, after which it was partitioned between saturated aqueous  $\text{NH}_4\text{Cl}$  and EtOAc (50 mL each). The organic phase was washed with saturated aqueous  $\text{NH}_4\text{Cl}$  and  $\text{H}_2\text{O}$  (50 mL each) and concentrated in vacuo. The residue was chromatographed ( $\text{SiO}_2$ ; hexane:EtOAc 9:1) to furnish Part F compound (230 mg; 69%) as a colorless oil.

G.

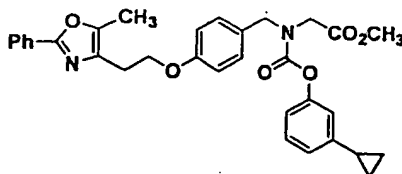


10

A mixture of Part F compound (100 mg; 0.57 mmol) and  $\text{K}_2\text{CO}_3$  (157 mg; 1.1 mmol) in MeOH (5 mL) was stirred at RT overnight (no reaction). Aqueous LiOH (1.1 mL of a 1 M solution; 1.1 mmol) was added and the solution was stirred at RT overnight. Volatiles were removed in vacuo and the residue was partitioned between aqueous 1 M HCl and EtOAc. The organic phase was concentrated in vacuo and the residue was chromatographed ( $\text{SiO}_2$ ; hexane:EtOAc 4:1) to furnish Part G compound (70 mg; 92%) as a yellow oil.

20

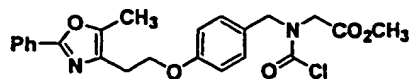
H.



25

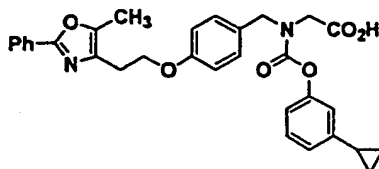
To a solution of Part G compound (6 mg; 0.045 mmol) in DMF (0.2 mL) was added potassium t-butoxide (5 mg; 0.05 mmol). The reaction was stirred for 2 min at RT, after which the carbamoyl chloride (20 mg; 0.045 mmol)

30



was added and the reaction was stirred at RT for a further 15 min. Volatiles were then removed in vacuo and the residue was chromatographed (SiO<sub>2</sub>; hexane:EtOAc 7:3) to furnish Part H compound (11 mg; 45%) as a yellow oil.

I.

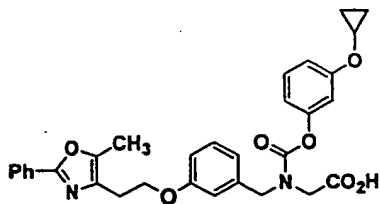


10

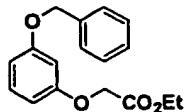
A solution of Part H compound and LiOH.H<sub>2</sub>O in MeOH/H<sub>2</sub>O (10 mL of a 9:1 mixture) was stirred at RT overnight. The solution was then acidified to pH ~3 with aqueous HCl and extracted with EtOAc. The combined organic extracts were concentrated in vacuo and purified by preparative HPLC to give title compound (10.1 mg; 95%) as an off-white lyophilate. [M + H]<sup>+</sup> = 527.3

20

Example 474



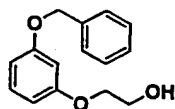
A.



25

A mixture of 3-benzyloxybenzaldehyde (2.00 g; 1.0 mmol), ethyl bromoacetate (1.67 g; 1.0 mmol) and  $\text{Cs}_2\text{CO}_3$  (3.25 g; 1.0 mmol) in DMF (20 mL) was stirred at RT for 8 h. The reaction mixture was partitioned between  $\text{H}_2\text{O}$  (300 mL) and EtOAc (100 mL). The aqueous phase was extracted with EtOAc (2 x 100 mL). The combined organic extracts were washed with brine, dried ( $\text{Na}_2\text{SO}_4$ ) and concentrated in vacuo. The residue was chromatographed ( $\text{SiO}_2$ ; 85:15 hex:EtOAc) to obtain Part A compound (3.48 g; >100%) as a colorless oil.

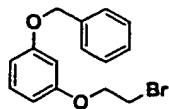
B.



15

To a solution of Part A compound (3.4 g; 11.9 mmol) in dry THF (50 mL) under Ar was added  $\text{LiAlH}_4$  (36 mL of a 0.5 M solution in THF; 17.8 mmol) dropwise. The reaction was stirred at RT for 1 h. The reaction was quenched by slow addition of saturated aqueous  $\text{NH}_4\text{Cl}$  (1 mL). Volatiles were removed in vacuo and the residue was partitioned between EtOAc (100 mL) and 1 M aqueous HCl. The organic phase was dried ( $\text{Na}_2\text{SO}_4$ ) and concentrated in vacuo to give Part B compound (2.4 g; 98%) as a white solid.

C.

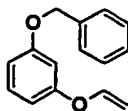


30

To a solution of Part B compound (2.4 g; 9.8 mmol) and  $\text{Ph}_3\text{P}$  (3.1 g; 14.7 mmol) in  $\text{CH}_2\text{Cl}_2$  was added  $\text{CBr}_4$  (4.80 g; 14.7 mmol). The reaction was stirred at RT overnight, then concentrated in vacuo. The residue was

chromatographed (SiO<sub>2</sub>; 95:5 hex:EtOAc) to give Part C compound (2.8 g; 93%) as a white solid.

D.

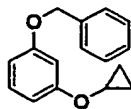


5

A mixture of Part C compound (310 mg; 1.0 mmol) and potassium tert-butoxide (113 mg; 2.0 mmol) in toluene (20 mL) was heated at 105°C for 20 min. Additional K<sub>2</sub>O<sub>2</sub> (56 mg; 1.0 mmol) was added and the reaction heated at 105°C for another 10 min. The mixture was cooled to RT and partitioned between H<sub>2</sub>O (100 mL) and EtOAc (100 mL). The organic phase was washed with H<sub>2</sub>O (2 x 100 mL), dried (Na<sub>2</sub>SO<sub>4</sub>) and concentrated in vacuo. The reaction was repeated with additional Part C compound (500 mg; 1.63 mmol) and K<sub>2</sub>O<sub>2</sub> (182 mg; 16 mmol). The combined crude reaction products were chromatographed (SiO<sub>2</sub>; hexane) to give Part D compound (590 mg; 89%) as a colorless oil.

20

E.



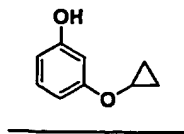
To a 0°C solution of Part D compound (1.4 g; 62 mmol) in DCE (100 mL) was added neat diethylzinc (1.6 mL; 16 mmol) dropwise, followed by ICH<sub>2</sub>Cl (5.46 g; 31 mmol). The reaction mixture was allowed to warm to RT and stirred at RT overnight, then washed with 1M aqueous HCl. The organic phase was dried (Na<sub>2</sub>SO<sub>4</sub>) and concentrated in vacuo. The crude residue was chromatographed twice (SiO<sub>2</sub>; hexane) to give Part E compound (510 mg; 30%) in addition to recovered starting material Part D compound (250 mg; 18%).

25

30



F.

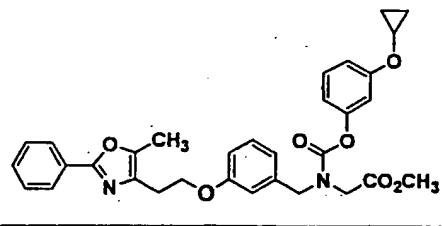


5

To a  $-78^{\circ}\text{C}$  solution of Part E compound (510 mg; 2.2 mmol) in liquid  $\text{NH}_3$  (30 mL) was added Na (500 mg; 22 mmol). The dark blue solution was stirred at  $-78^{\circ}\text{C}$  for 4 h, then was allowed to warm to RT overnight. The remaining solid residue was partitioned between 1 M aqueous HCl and EtOAc (50 mL each). The organic phase was dried ( $\text{Na}_2\text{SO}_4$ ) and concentrated in vacuo. The crude product was chromatographed ( $\text{SiO}_2$ ; 9:1 hexane:EtOAc) to give Part F compound (240 mg; 75%) as a yellow oil.

15

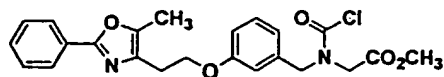
G.



20

To a solution of Part F compound (150 mg; 1.0 mmol) in DMF (10 mL) were successively added K<sub>2</sub>CO<sub>3</sub> (112 mg; 1.0 mmol) and a solution of the following carbamoyl chloride (44 mg; 1.0 mmol) in DMF (0.5 mL).

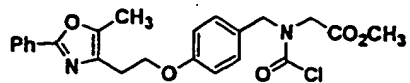
25



(prepared as described in Examples 5 and 139). The reaction was stirred at RT for 15 min, after which analytical HPLC indicated that all starting material had been consumed. The mixture was partitioned between  $\text{H}_2\text{O}$  and EtOAc (100 mL each). The organic phase was washed with  $\text{H}_2\text{O}$  (2 x 100 mL), dried ( $\text{Na}_2\text{SO}_4$ ) and concentrated in vacuo. The crude product was

30



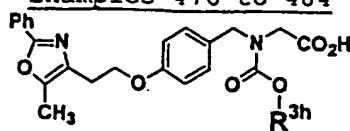


(prepared as described in Examples 6 and 139) followed by LiOH/H<sub>2</sub>O hydrolysis in the same manner as in Example 474.

- 5 The title compound was isolated and purified as a colorless oil (340 mg; 92% over 2 steps). [M + H]<sup>+</sup> = 543.3

Following the procedures described above, the Examples 476 to 494 compounds were prepared.

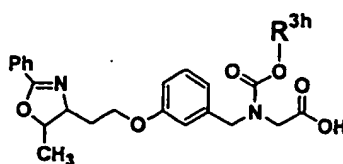
Examples 476 to 484



5

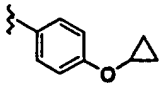
Example No.	R <sup>3h</sup>	[M+H] <sup>+</sup>
476		519.1
477		535.1
478		579.1; 581.0
479		535.3
480		551.3
481		595.3; 597.3
482		529.3
483		527.3
484		543.4

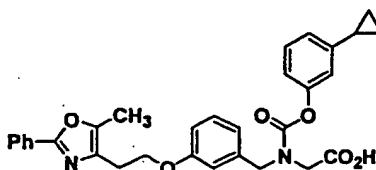
## Examples 485 to 494



5

Example NO.	R <sup>3h</sup>	[M+H] <sup>+</sup>
485		519.1
486		535.1
487		579.1; 581.0
488		535.3
489		551.3
490		595.2; 597.2
491		529.3
492		527.3
493		527.3

Example NO.	R <sup>2b</sup>	[M+H] <sup>+</sup>
494		543.3

Example 492

5

Example 492 was synthesized according to the procedures described hereinbefore.

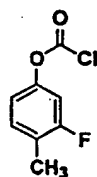
<sup>1</sup>H NMR (CDCl<sub>3</sub>; 400 MHz): δ 0.68 (t, J = 4.4 Hz; 2H), 0.94 (t, J = 4.4 Hz; 2H), 1.87 (m, 1H), 2.42 (s, 3H), 3.06 (s, 2H), 4.02 (t, J = 5.2 Hz, 2H), 4.22 (t, J = 5.2 Hz, 2H), 4.60 (2 peaks, 2H), 6.84-6.89 (m, 4H), 7.15-7.26 (m, 4H), 7.40-7.47 (m, 3H), 7.98-8.00 (m, 2H).

15

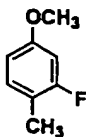
The required (commercially unavailable) phenols and chloroformates for the synthesis of the above carbamate-acid analogs were prepared as follows:

3-Fluoro-4-methyl-phenyl chloroformate

20

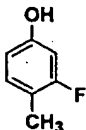


A.



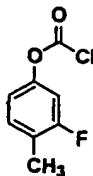
A mixture of 5-methoxy-2-methyl aniline (5.0 g; 36 mmol), HCl (7.6 mL of a 12 M solution; 91 mmol) and H<sub>2</sub>O (11 mL) was heated at 60°C for 15 min until complete dissolution had occurred. The reaction was cooled to 0°C and an aqueous solution of NaNO<sub>2</sub> (2.5 g; 36 mmol) was added dropwise (internal temperature ≤ 7°C). The reaction was stirred at 0°C for 30 min and a 0°C solution of HBF<sub>4</sub> (5.3 mL of a 48% solution; 40 mmol) was added cautiously. The reaction was stirred at 0°C for 20 min, and the resultant brown solid was filtered, washed with ice water (3 x 10 mL) and H<sub>2</sub>O (2 x 10 mL). The solid was dried under high vacuum for 20 h, then heated (heat gun) until evolution of BF<sub>3</sub> (white fumes) had ceased. The resulting brown oil was partitioned between EtOAc and H<sub>2</sub>O. The organic phase was dried (Na<sub>2</sub>SO<sub>4</sub>), concentrated in vacuo and distilled by Kugelrohr to give 3-fluoro-4-methyl anisole (1.6 g; 31%) as a colorless oil.

B.



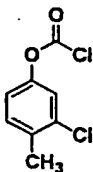
To a -70°C solution of 3-fluoro-4-methyl anisole (1.62 g; 11.6 mmol) in CH<sub>2</sub>Cl<sub>2</sub> (10 mL) was added dropwise BBr<sub>3</sub> (10 mL; 12 mmol). The reaction mixture was stirred at -70°C for 10 min, then allowed to warm to 0°C and stirred at 0°C for 2 h. The reaction was allowed to warm to RT and concentrated in vacuo and the residue was partitioned between H<sub>2</sub>O and EtOAc. The organic phase was washed with H<sub>2</sub>O, dried (Na<sub>2</sub>SO<sub>4</sub>) and concentrated in vacuo to give 3-fluoro-4-methyl phenol (1.1 g; 75%) as an oil.

C.



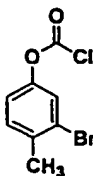
5           A solution of 3-fluoro-4-methyl phenol (1.1 g; 8.7 mmol), phosgene (5.9 mL of a 1.93 M solution in toluene; 8.7 mmol), DMF (10  $\mu$ L) and N,N-dimethylaniline (1.27 g; 8.7 mmol) in chlorobenzene (10 mL) in a sealed tube was stirred at RT for 2h, then at 80°C for 2 h. The reaction  
10 was cooled to RT, stirred for RT for 1 h, then was concentrated in vacuo. The residue was distilled by Kugelrohr to furnish 3-fluoro-4-methyl phenyl chloroformate (800 mg; 49%) as a clear oil.

15                           3-chloro-4-methyl-phenyl chloroformate



20           3-chloro-4-methyl phenyl chloroformate (600 mg; 45% overall for 2 steps) was synthesized from 3-chloro-4-methyl anisole (1.0 g) using the same route (BBr<sub>3</sub>-mediated methyl ether cleavage followed by treatment with phosgene) as above.

25                           3-bromo-4-methyl-phenyl chloroformate

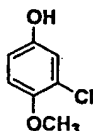




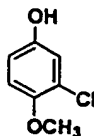
To a 0°C mixture of 3-bromo-4-methyl aniline (5 g; 27 mmol) and H<sub>2</sub>SO<sub>4</sub> (5.5 mL of a 16 M solution) in H<sub>2</sub>O (7.5 mL) was added dropwise a solution of aqueous NaNO<sub>2</sub> (1.93 g; 28 mmol in 7.5 mL H<sub>2</sub>O). The reaction was stirred at 0°C for 30 min, then was heated at 50°C for 2 h, then was cooled to RT and extracted with EtOAc (2x). The combined organic extracts were washed with H<sub>2</sub>O, dried (Na<sub>2</sub>SO<sub>4</sub>) and concentrated in vacuo to give 3-bromo-4-methyl phenol (1.72 g; 34%) as an oil. This phenol was converted to 3-bromo-4-methyl phenyl chloroformate (1.9 g; 82%) using the same procedure (phosgene/ dimethylaniline/heat) as for 3-fluoro-4-methyl phenyl chloroformate above.

2-Methoxyphenyl chloroformate (1.5 g) and 3-methoxyphenyl chloroformate (1.5 g) were both synthesized in the same way as for 3-fluoro-4-methyl phenyl chloroformate (phosgene/dimethylaniline/heat) from 2-methoxyphenol (2 g) and 3-methoxyphenol (2 g) respectively.

3-chloro-4-methoxy phenol



To a 0°C solution of 3-chloro-4-methoxy aniline (1.0 g; 6.4 mmol) in 1:1 H<sub>2</sub>O:conc. H<sub>2</sub>SO<sub>4</sub> (100 mL) was added very slowly a solution of NaNO<sub>2</sub> (0.5 g; 7.6 mmol) in H<sub>2</sub>O (10 mL). Thick yellow fumes were emitted, and the black solution was then heated to reflux for 30 min. The mixture was extracted with EtOAc (4 x 50 mL) and the combined extracts were concentrated in vacuo. The residue was chromatographed (SiO<sub>2</sub>; 4:1 hex:EtOAc) to obtain 3-chloro-4-methoxy phenol (300 mg; 30%) as a yellow oil.

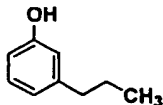
3-Fluoro-4-methoxy-phenol

5

A solution of 3'-fluoro-4'-methoxyacetophenone (10 g; 59 mmol) and m-chloroperbenzoic acid (50% purity; 30 g; 89 mmol) in CH<sub>2</sub>Cl<sub>2</sub> (300 mL) was stirred at RT overnight. The solution was washed with saturated aqueous Na<sub>2</sub>CO<sub>3</sub>, then filtered through a pad of SiO<sub>2</sub> (CH<sub>2</sub>Cl<sub>2</sub> as eluent) and finally chromatographed (SiO<sub>2</sub>; hex:EtOAc 4:1) to give the crude product (3'-fluoro-4'-methoxy phenyl acetate; 63 g). A solution of this crude material and LiOH.H<sub>2</sub>O (5 g; 120 mmol) in MeOH:H<sub>2</sub>O (100 mL of a 9:1 mixture) was stirred at RT overnight. Volatiles were removed in vacuo, and the residue was partitioned between excess aqueous 1 M HCl and EtOAc (aqueous layer pH<sup>-3</sup>). The aqueous phase was extracted with EtOAc (2x). The combined organic extracts were dried (Na<sub>2</sub>SO<sub>4</sub>) and concentrated in vacuo to give 3-fluoro-4-methoxy phenol (6.1 g; 72%) as an oil.

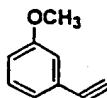
3-bromo-4-methoxy phenol (4.39 g; 47% for 2 steps) was synthesized using the exact analogous sequence starting from 3-bromo-4-methoxy benzaldehyde.

25

3-propyl phenol

30

A.



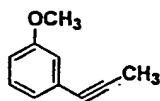
A mixture of 3-iodoanisole (2 g; 8.5 mmol), trimethylsilylacetylene (1.67 g; 17 mmol), CuI (32 mg; 0.17 mmol) and  $(\text{Ph}_3\text{P})_2\text{PdCl}_2$  (59 mg; 0.085 mmol) in diethylamine (10 mL) was stirred at RT for 1 h.

5 Volatiles were removed in vacuo, and the residue was partitioned between EtOAc and brine. The organic phase was washed with brine (2 x 10 mL) and then filtered through a pad of  $\text{SiO}_2$ . Volatiles were removed in vacuo to give the crude product (3-trimethylsilylethynyl anisole)

10 as a light yellow oil. A solution of this crude product and tetrabutylammonium fluoride (6.6 g; 26 mmol) in THF (10 mL) was stirred at RT for 15 min. Volatiles were removed in vacuo and the residue was chromatographed ( $\text{SiO}_2$ ; 9:1 hex:EtOAc) to furnish Part A compound (1.0 g;

15 89%) as a yellow oil.

B.

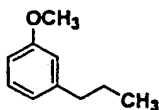


20 To a 0°C solution of Part A compound (1.0 g; 7.6 mmol) in anhydrous THF (5 mL) was added dropwise n-BuLi (4.5 mL of a 2.0 M solution in hexane; 9.1 mmol). The resulting yellow solution was stirred at 0°C for 30 min. Methyl iodide (1.6 g; 11.4 mmol) was then added and the

25 reaction was allowed to warm to RT and stirred at RT for 30 min. Volatiles were removed in vacuo and the residue was partitioned between aqueous 1N HCl and EtOAc. The aqueous phase was extracted with EtOAc (3 x 20 mL), and the combined organic extracts were dried ( $\text{MgSO}_4$ ) and

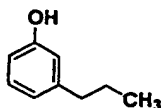
30 concentrated in vacuo to give Part B compound (1.0 g; 92%) as a yellow oil.

C.



A solution of Part B compound (1.0 g) in MeOH (5 mL) was stirred over 10% Pd/C (10 mg) under an atmosphere of H<sub>2</sub> overnight. The catalyst was removed by filtration  
 5 through a pad of Celite® and the filtrate was concentrated in vacuo to give Part C compound (1.0 g; 100%) as a yellow oil.

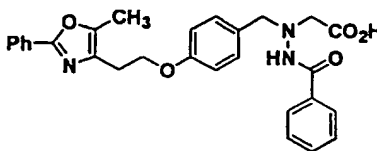
D.



10

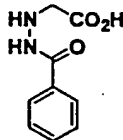
To a -78°C solution of Part C compound (1.0 g; 6.6 mmol) in CH<sub>2</sub>Cl<sub>2</sub> (10 mL) was added BBr<sub>3</sub> (4.8 mL of a 1 M solution in CH<sub>2</sub>Cl<sub>2</sub>). The reaction was allowed to warm to  
 15 RT and was stirred at RT for 3 h, after which it was cautiously partitioned between aqueous 1 M HCl and CH<sub>2</sub>Cl<sub>2</sub>. The organic phase was washed with aqueous NH<sub>4</sub>Cl, dried (MgSO<sub>4</sub>) and concentrated in vacuo to give 3-propyl phenol (900 mg; 100%) as a yellow oil.

20

Example 495

25

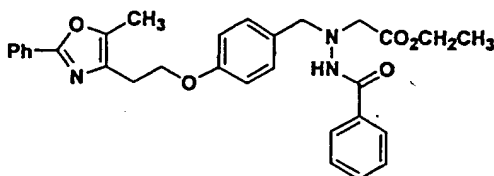
A.



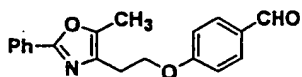
A mixture of benzoic acid (1.22 g; 10 mmol),  
 30 methanesulfonyl chloride (1.15 g; 10 mmol), K<sub>2</sub>CO<sub>3</sub> (5.52 g; 40 mmol) and benzyltriethylammonium chloride (0.23 g; 1

mmol) in toluene was stirred at 80°C for 2 h. Ethyl hydrazine acetate hydrochloride (1.55 g; 10 mmol) was then added and the reaction was stirred for a further 30 min, then cooled to RT. Solids were filtered off and the  
 5 filtrate was concentrated in vacuo. The residue was chromatographed (SiO<sub>2</sub>; stepwise gradient from 3:1 to 1:1 hexane:EtOAc) to give Part A compound (350 mg; 16%) as a white solid.

10 B.

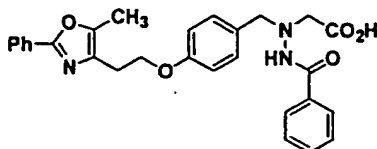


To a 0°C solution of Part A compound (49 mg; 0.22  
 15 mmol) and the aldehyde (50 mg; 0.10 mmol)



in DCE (3 mL) was added NaBH(OAc)<sub>3</sub> (30 mg; 0.42 mmol). The reaction was allowed to warm to RT and stirred at RT  
 20 for 2 h, then at 60°C for 18 h. The mixture was cooled to RT and concentrated in vacuo. The residue was purified by preparative HPLC (YMC S5 ODS 30 x 250 mm column; flow rate = 25 mL/min; 20 min continuous gradient from 70:30 B:A to 100% B, where solvent A = 90:10:0.1  
 25 H<sub>2</sub>O:MeOH:TFA and solvent B = 90:10:0.1 MeOH:H<sub>2</sub>O:TFA) to give Part B compound.

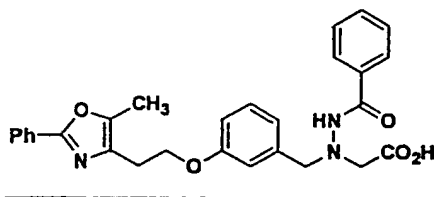
C.



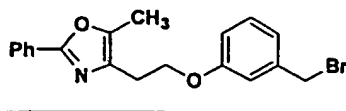
30

A solution of crude Part B compound in THF (1 mL) and aqueous LiOH (0.3 mL of a 1 M solution; 0.3 mmol) was stirred at RT for 3 h, then acidified to pH ~3 with aqueous 1 M HCl. The aqueous phase was extracted with EtOAc (2x); the combined organic extracts were concentrated in vacuo. The residue was purified by preparative HPLC (YMC S5 ODS 30 x 250 mm column; flow rate = 25 mL/min; 22 min continuous gradient from 70:30 B:A to 100% B, where solvent A = 90:10:0.1 H<sub>2</sub>O:MeOH:TFA and solvent B = 90:10:0.1 MeOH:H<sub>2</sub>O:TFA) to give title compound (26 mg; 33% yield over 2 steps) as a white solid. [M + H]<sup>+</sup> = 486.3

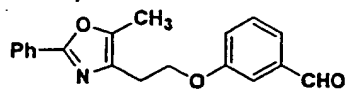
Example 496



A.



To a 0°C solution of the aldehyde (200 mg; 0.65 mmol)

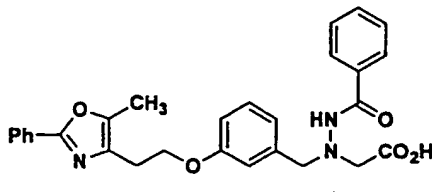


25 in MeOH (2 mL) was added portionwise NaBH<sub>4</sub> (24 mg; 0.65 mmol), after which the reaction was allowed warm to RT and stirred at RT for 1 h. Volatiles were removed in vacuo and the residue was partitioned between H<sub>2</sub>O and EtOAc. The organic phase was dried (Na<sub>2</sub>SO<sub>4</sub>) and concentrated in vacuo to give the intermediate alcohol as an oil. A solution of the alcohol in CH<sub>2</sub>Cl<sub>2</sub> (2 mL) and PBr<sub>3</sub> (1 mL of a 1M solution in CH<sub>2</sub>Cl<sub>2</sub>) was stirred at RT

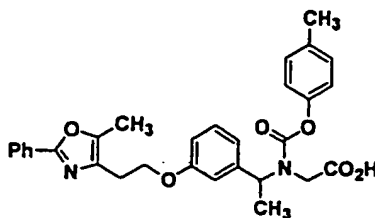
30

for 30 min. Volatiles were removed in vacuo and the residue was partitioned between aqueous saturated  $\text{NaHCO}_3$  and EtOAc. The organic phase was washed with  $\text{H}_2\text{O}$ , dried ( $\text{Na}_2\text{SO}_4$ ) and concentrated in vacuo to give Part A compound  
5 (150 mg; 62%) as an oil.

B.

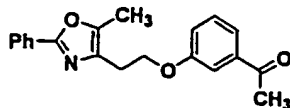


10 A solution of Part A compound (42 mg; 0.11 mmol),  
Example 500 Part A compound (25 mg; 0.11 mmol) and  $\text{K}_2\text{CO}_3$   
(100 mg; 0.71 mmol) in DMF (1 mL) was stirred at RT for 3  
days. The reaction mixture was partitioned between EtOAc  
and  $\text{H}_2\text{O}$ . The organic phase was washed with  $\text{H}_2\text{O}$  (2x) and  
15 concentrated in vacuo. The residual oil was dissolved in  
THF (1 mL) and aqueous LiOH (0.3 mL of a 1 M solution)  
was added. The reaction was stirred at RT for 3 h, then  
acidified to pH ~3 with aqueous 1 M HCl. The aqueous  
phase was extracted with EtOAc (2x); the combined organic  
20 extracts were concentrated in vacuo. The residue was  
purified by preparative HPLC (YMC S5 ODS 30 x 250 mm  
column; flow rate = 25 mL/min; 20 min continuous gradient  
from 70:30 B:A to 100% B, where solvent A = 90:10:0.1  
 $\text{H}_2\text{O}$ :MeOH:TFA and solvent B = 90:10:0.1 MeOH: $\text{H}_2\text{O}$ :TFA) to  
25 give title compound (15 mg; 27% yield over 2 steps) as a  
white solid.  $[\text{M} + \text{H}]^+ = 486.4$

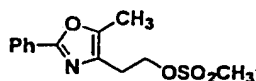
Example 497

5

A.

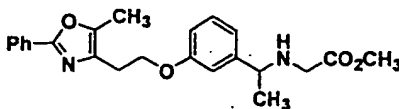


10 A mixture of 3-hydroxyacetophenone (650 mg; 4.78 mmol),  $K_2CO_3$  (660 mg; 4.78 mmol) and the 2-phenyl-5-methyl-4-oxazole-ethanol mesylate (1.12 g; 3.98 mmol)



15 in MeCN (40 mL) was refluxed overnight. Volatiles were removed in vacuo, and the residue was partitioned between EtOAc (100 mL) and 1.0 M aqueous NaOH (80 mL). The organic phase was washed with brine (100 mL), dried ( $MgSO_4$ ) and concentrated in vacuo. The residue was chromatographed ( $SiO_2$ ; hexane:EtOAc 3:1) to give Part A  
20 compound (850 g; 67%) as a yellow solid.

B.



25

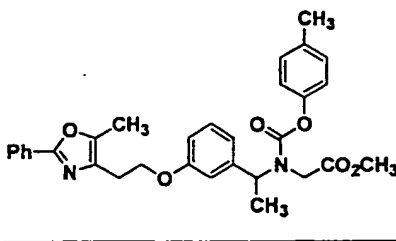
To a solution of Part A compound (850 mg, 2.65 mmol) in DCE (15 mL) were successively added glycine methyl ester hydrochloride (333 mg, 2.65 mmol),  $Et_3N$  (554  $\mu$ L, 4.0 mmol),  $NaBH(OAc)_3$  (786 mg; 3.7 mmol) and acetic



acid (152  $\mu$ L; 2.65 mmol). The reaction mixture was stirred at RT for 6 days, then partitioned between aqueous 1 M NaOH and  $\text{CH}_2\text{Cl}_2$ . The aqueous phase was washed with  $\text{H}_2\text{O}$ , then concentrated in vacuo. The residue was  
5 partitioned between EtOAc and 1 M aqueous HCl. The organic phase was washed with brine, dried ( $\text{MgSO}_4$ ) and concentrated in vacuo to give recovered starting material (Part A compound). The pH of the aqueous HCl phase was  
10 adjusted to 10 with excess solid NaOH. This aqueous phase was extracted with EtOAc (60 mL). The organic extract was washed with brine (60 mL), dried ( $\text{MgSO}_4$ ) and concentrated in vacuo to give the crude Part B compound (400 mg; 39%) as an oil, which was used in the next step  
15 without further purification.

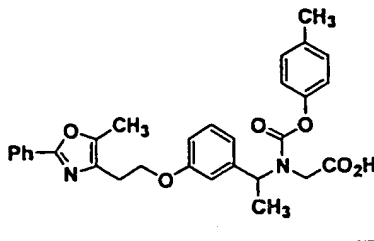
15

C.



20 To a solution of Part B compound (29 mg; 0.074 mmol) in pyridine (1.0 mL) were added 4-tolyl chloroformate (14  $\mu$ L; 0.089 mmol) and DMAP (10 mg). The solution was heated at 61°C for 2h, then cooled to RT and concentrated in vacuo to give crude Part C compound (36  
25 mg) as a syrup.

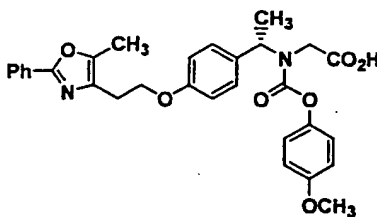
D.



A solution of crude Part C compound (36 mg; 0.68 mmol) and LiOH.H<sub>2</sub>O (12 mg; 0.28 mmol) in THF:MeOH:H<sub>2</sub>O (1 mL of a 1:1:1 solution) was stirred at RT for 2 h.

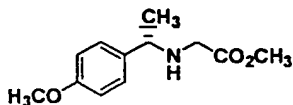
- 5 Volatiles were removed in vacuo and the residue was acidified to pH 2 with aqueous 1 M HCl, then extracted with EtOAc (3 x 40 mL). The combined organic extracts were dried (Na<sub>2</sub>SO<sub>4</sub>) and concentrated in vacuo. The crude product was purified by preparative HPLC (YMC S5 ODS 50 x  
10 250 mm column; flow rate = 25 mL/min; continuous 20 min gradient from 70:30 B:A to 100% B, where A = 90:10:0.1 H<sub>2</sub>O:MeOH:TFA and B = 90:10:0.1 MeOH:H<sub>2</sub>O:TFA) to give title compound (28 mg; 72% over 2 steps) as a white solid.  
[M + H]<sup>+</sup> = 515.3

15

Example 498

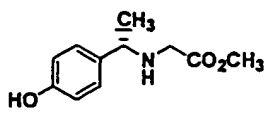
20

A.



- A solution of (S)-1-(4-methoxyphenyl)ethylamine  
25 (11.9 g, 79 mmol), methyl bromoacetate (11.5 g; 75 mmol) and Et<sub>3</sub>N (12.6 mL; 90 mmol) in THF (156 mL) was stirred at RT for 15 h. The reaction was partitioned between EtOAc and H<sub>2</sub>O. The organic phase was washed with brine, dried (MgSO<sub>4</sub>), and concentrated in vacuo to give crude Part A  
30 compound, which was used in the next step without further purification.

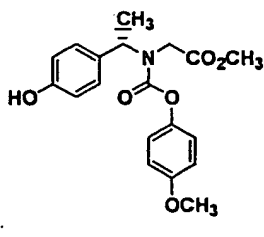
B.



5 To a 0°C solution of the crude Part A compound from above in CH<sub>2</sub>Cl<sub>2</sub> (198 mL) was slowly added dropwise BBr<sub>3</sub> (12.0 mL; 127 mmol). The reaction was stirred at 0°C for 3 h, then poured cautiously into a 0°C mixture of saturated aqueous NH<sub>4</sub>Cl and EtOAc. The aqueous phase was  
10 neutralized by slow addition of solid NaHCO<sub>3</sub>, then extracted with EtOAc (2x). The combined organic extracts were washed with brine, dried (MgSO<sub>4</sub>) and concentrated in vacuo to furnish Part B compound (7.29 g; 44% over 2 steps).

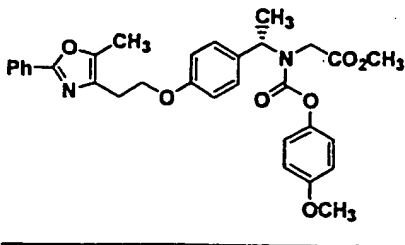
15

C.

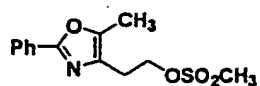


20 To a solution of Part B compound (6.13 g; 29.3 mmol) in dioxane:H<sub>2</sub>O (98 mL of a 1:1 solution) were successively added NaHCO<sub>3</sub> (3.2 g; 38 mmol) and 4-methoxyphenyl chloroformate (3.92 mL; 26.4 mmol). The reaction was stirred at RT for 2 h, then partitioned between EtOAc  
25 and H<sub>2</sub>O. The organic phase was washed with brine, dried (MgSO<sub>4</sub>), and concentrated in vacuo to give crude Part C compound (10.0 g; 95%).

D.

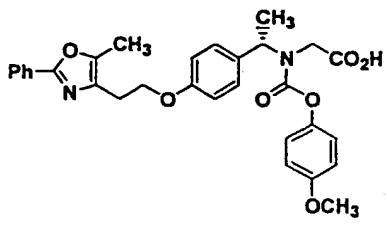


- 5 To a solution of Part C compound in MeCN (59 mL) were successively added  $K_2CO_3$  (2.43 g; 17.6 mmol) and the mesylate (4.93 g; 17.6 mmol).



- 10 The reaction was heated at 90°C for 20 h, then cooled to RT. The mixture was partitioned between EtOAc and  $H_2O$ . The organic phase was washed with brine, dried ( $MgSO_4$ ) and concentrated in vacuo. The residue was chromatographed ( $SiO_2$ ; stepwise gradient from 8:1 to 3:1 to 1:1
- 15 hexane:EtOAc) to give Part D compound (3.4 g; 36%).

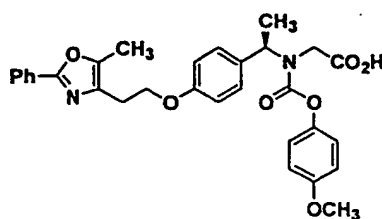
E.



- 20 To a solution of Part D compound (3.4 g; 6.25 mmol) in THF: $H_2O$  (31 mL of a 2:1 solution) was added  $LiOH \cdot H_2O$  (0.525 g; 125 mmol). The reaction was stirred at RT overnight for 14 h. EtOAc was added and the solution was
- 25 acidified with 1 N HCl solution to pH ~2. The organic phase was washed with brine, dried ( $MgSO_4$ ) and concentrated in vacuo. The residue was purified by preparative HPLC (YMC S5 ODS 30 x 250 mm column; flow

rate = 25 mL/min; 22 min continuous gradient from 70:30 B:A to 100% B, where solvent A = 90:10:0.1 H<sub>2</sub>O:MeOH:TFA and solvent B = 90:10:0.1 MeOH:H<sub>2</sub>O:TFA; retention time = 17.8 min) to give the title compound (2.1 g; 63% yield) as a white solid. [M + H]<sup>+</sup> = 531.3; <sup>1</sup>H NMR (DMSO-d<sub>6</sub>; 400 MHz): δ 1.50 (2d, J = 6.6 Hz; 3H), 2.37 (s, 3H), 2.94 (t, J = 7.0 Hz, 2H), 3.74 (s, 3H), 3.81 (m; 2H), 4.21 (t, J = 6.2 Hz, 2H), 5.36 (m, 1H), 6.93 (m, 6H), 7.28 (m, 2H), 7.50 (m, 3H), 7.91 (m, 2H)

10

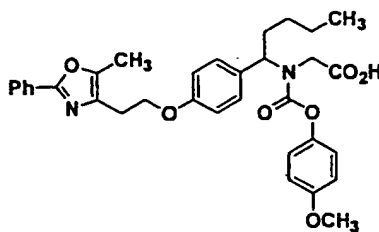
Example 499

15

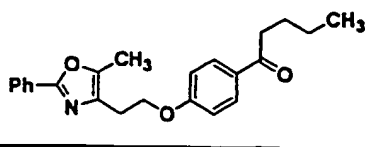
The synthesis of title compound was done using the identical sequence described for Example 498 compound except that (R)-4-methoxy- $\alpha$ -methyl benzylamine was used instead of the (S) isomer. [M + H]<sup>+</sup> = 531.3;

20 <sup>1</sup>H NMR (DMSO-d<sub>6</sub>; 400 MHz): δ 1.50 (2d, J = 7.0 Hz; 3H), 2.37 (s, 3H), 2.94 (t, J = 6.6 Hz, 2H), 3.74 (s, 3H), 3.84 (m; 2H), 4.21 (t, J = 6.6 Hz, 2H), 5.35 (m, 1H), 6.93 (m, 6H), 7.29 (m, 2H), 7.50 (m, 3H), 7.91 (m, 2H)

25

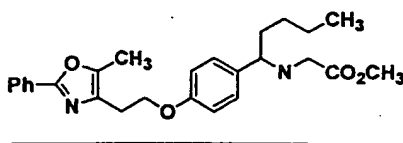
Example 500

A.



- 5 A mixture of 4-hydroxyphenyl butyl ketone (2.50 g; 14.0 mmol), 2-phenyl 5-methyl oxazole-4-ethanol mesylate (3.30 g; 11.7 mmol) and  $K_2CO_3$  (1.94 g; 14.0 mmol) in acetonitrile (50 mL) was refluxed under Ar for 18 h. Volatiles were removed in vacuo and the residue was
- 10 partitioned between  $H_2O$  and EtOAc. The aqueous phase was extracted with EtOAc. The combined organic extracts were washed with aqueous 1M NaOH and  $H_2O$ , dried ( $MgSO_4$ ) and concentrated in vacuo. The residue was chromatographed ( $SiO_2$ ; stepwise gradient from 3:1 to 9:1 hex:EtOAc) to
- 15 give Part A compound (3.42 g; 80%) as a white solid.

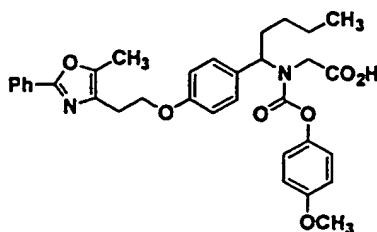
B.



- 20 A mixture of Part A compound (3.42 g; 9.42 mmol), glycine methyl ester HCl salt (1.18 g; 9.42 mmol),  $Et_3N$  (1.97 mL; 14.1 mmol),  $NaBH(OAc)_3$  (2.80 g; 13.2 mmol) and HOAc (0.54 mL; 9.42 mmol) in DCE (20 mL) was stirred at
- 25 RT for 6 days. At this point the reaction was incomplete, but was not progressing any further. The reaction was quenched with saturated aqueous  $NaHCO_3$  (6 mL), then concentrated in vacuo. The residue was partitioned between saturated aqueous  $NaHCO_3$  and EtOAc.
- 30 The organic phase was washed with saturated aqueous  $NaHCO_3$  and  $H_2O$ , then extracted with 1M aqueous HCl (the unreacted starting material remained in the organic phase). The aqueous phase was basified with NaOH, then extracted with EtOAc. The organic phase was washed with  $H_2O$  and brine,

dried ( $\text{MgSO}_4$ ) and concentrated in vacuo to give Part B compound (365 mg; 9%) as an oil.

C.

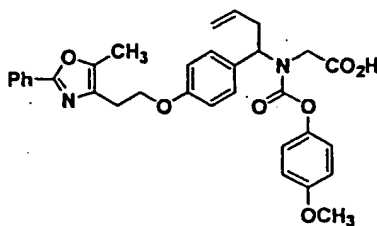


5

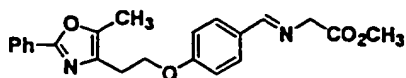
To a solution of Part C compound (50 mg; 0.11 mmol) in pyridine (1 mL) was added 4-methoxyphenyl  
 10 chloroformate (40  $\mu\text{L}$ ) and DMAP (5 mg). The reaction mixture was heated at 60°C for 6 h, then was cooled to RT and volatiles were removed in vacuo. The residue was dissolved in THF/MeOH/ $\text{H}_2\text{O}$  (1 mL of a 2:2:1 mixture) and LiOH (30 mg) was added. The reaction was stirred at RT  
 15 for 18 h, then was acidified with aqueous 1 M HCl to pH ~ 2. The mixture was extracted with EtOAc (30 mL), washed with  $\text{H}_2\text{O}$  and brine (15 mL each), dried ( $\text{MgSO}_4$ ) and concentrated in vacuo to give the crude product. This material was purified by preparative HPLC (YMC S5 ODS 30  
 20 x 250 mm column; continuous gradient from 60:40 A:B to 100% B over 30 min) to give, after lyophilization from MeOH/ $\text{H}_2\text{O}$ , the title compound (52 mg; 79%) as a white solid.  $[\text{M} + \text{H}]^+ = 573.3$

25

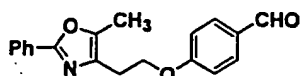
Example 501



A.



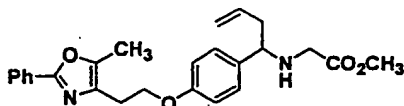
5 A mixture of glycine methyl ester hydrochloride (245 mg; 1.95 mmol),  $\text{Et}_3\text{N}$  (271  $\mu\text{L}$ ; 1.95 mmol) and the aldehyde



10 (400 mg; 1.3 mmol) and anhydrous  $\text{MgSO}_4$  (200 mg) in THF (4 mL) was stirred at RT overnight, then filtered. The filtrate was concentrated in vacuo to give crude Part A compound, which was used in the next step without further purification.

15

B.



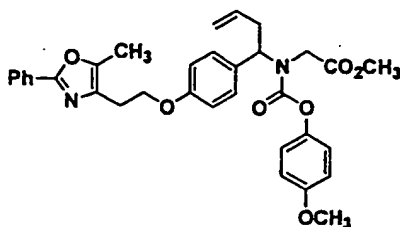
20 A mixture of indium metal (448 mg; 3.9 mmol) and allyl bromide (334  $\mu\text{L}$ ; 3.9 mmol) in anhydrous DMF (2 mL) was stirred at  $0^\circ\text{C}$  for 50 min. A solution of the crude Part A compound (from above) in anhydrous DMF (2 mL) was added to this mixture, and the reaction was stirred

25 vigorously at RT for 3 h. Analytical HPLC/MS showed that the reaction was complete at this point. The reaction was partitioned between saturated aqueous  $\text{NH}_4\text{Cl}$  and EtOAc. The organic phase was washed with  $\text{H}_2\text{O}$  (an emulsion formed) and brine, dried ( $\text{MgSO}_4$ ) and concentrated in vacuo to give

30 crude Part B compound (300 mg; 55% for 2 steps). This material was used in the next step without further purification.

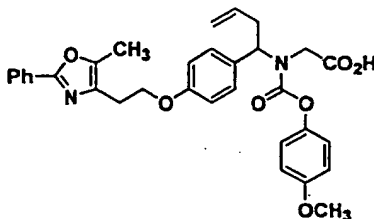


C.



5 To a 0°C solution of Part B compound (150 mg; 0.36 mmol) and Et<sub>3</sub>N (51 μL; 0.36 mmol) in CH<sub>2</sub>Cl<sub>2</sub> (4 mL) was added dropwise 4-methoxyphenyl chloroformate (53 μL; 0.36 mmol). The reaction was allowed to warm to RT and stirred at RT for 1 h, then concentrated in vacuo. The residue was chromatographed (SiO<sub>2</sub>; hexane:EtOAc 2:1) to give Part C compound (200 mg; 98%) as an oil.

D.

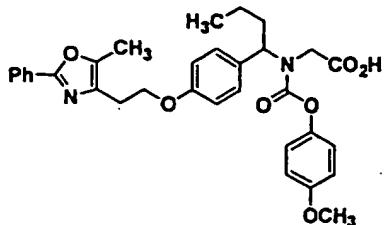


15

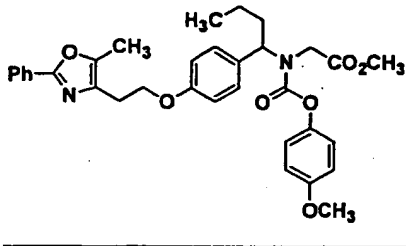
A solution of Part C compound (100 mg, 0.18 mmol) and LiOH·H<sub>2</sub>O (30 mg, 0.72 mmol) in THF:MeOH:H<sub>2</sub>O (1 mL of a 1:1:1 solution) was stirred at RT for 2 h. The reaction mixture was then acidified to pH ~ 2 with aqueous 1N HCl. The aqueous phase was extracted with EtOAc (2x). The combined organic extracts were dried (Na<sub>2</sub>SO<sub>4</sub>), concentrated in vacuo and lyophilized from dioxane to provide title compound (80 mg; 82%) as a white solid.

25 [M + H]<sup>+</sup> = 557.2

## Example 502



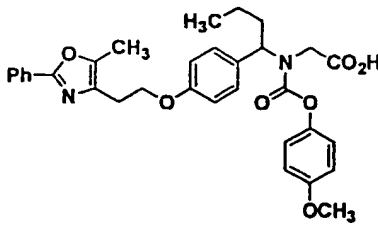
5 A.



10 A solution of Example 501 Part C compound (100 mg; 0.18 mmol) in MeOH (10 mL) in the presence of 10% Pd/C (50 mg) was stirred under an H<sub>2</sub> atmosphere for 2 h at RT. The catalyst was then filtered off using a pad of Celite<sup>®</sup>. The filtrate was concentrated in vacuo to give Part A compound (100 mg; 100%) as an oil.

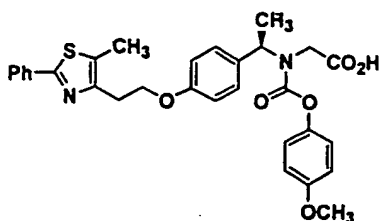
15

B.

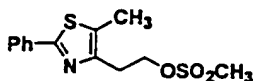


20 Title compound (87 mg; 90%; white solid lyophilate) was obtained from Part A compound in the same way as Example 501 compound was synthesized from Example 501 Part C compound. [M + H]<sup>+</sup> = 559.2

## Example 503

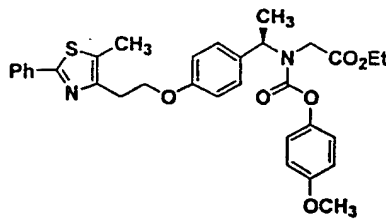


5 A.

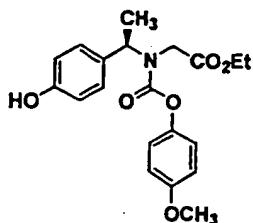


To a solution of 5-methyl 2-phenyl-thiazol-4-yl-  
 10 ethanol (50 mg; 0.23 mmol) in  $\text{CH}_2\text{Cl}_2$  (3 mL) were  
 successively added  $\text{Et}_3\text{N}$  (50  $\mu\text{L}$ ; 0.36 mmol) and  
 methanesulfonyl chloride (20  $\mu\text{L}$ ; 0.26 mmol). The  
 reaction was stirred at RT for 2 h, then was partitioned  
 between  $\text{CH}_2\text{Cl}_2$  and aqueous 1 M HCl. The organic phase was  
 15 washed with brine, dried ( $\text{Na}_2\text{SO}_4$ ), and concentrated in  
 vacuo to give Part A compound (68 mg; 100%) as a  
 colorless oil. This material was used in the next step  
 without further purification.

20 B.



A mixture of the phenol (prepared using the  
 25 identical procedures as described for the synthesis of  
 Example 498 Part C compound except that ethyl  
 bromoacetate was used instead of methyl bromoacetate)

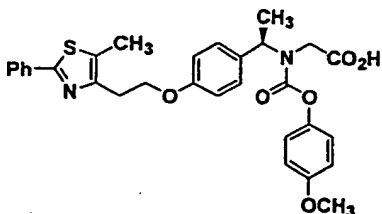


(18 mg; 0.048 mmol) and  $K_2CO_3$  (30 mg; 0.22 mol) in MeCN (2 mL) was heated at 60°C overnight, then cooled to RT and partitioned between EtOAc and excess aqueous 1 M HCl.

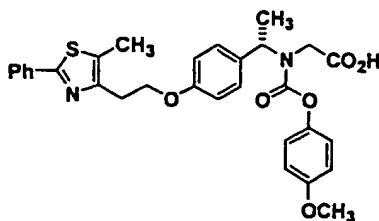
- 5 The aqueous phase was extracted with EtOAc (2x); the combined organic extracts were dried ( $Na_2SO_4$ ) and concentrated in vacuo. The residue was purified by preparative HPLC (as described for Example 498) to provide Part B compound (12 mg; 43%).

10

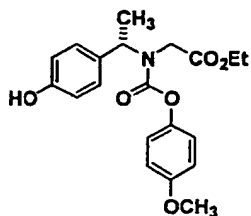
C.



- 15 A solution of Part B compound (12 mg; 0.02 mmol) and  $LiOH \cdot H_2O$  (10 mg; 0.24 mmol) in THF (2 mL) and  $H_2O$  (1 mL) was stirred at RT for 4 h. The reaction mixture was acidified with excess aqueous 1 M HCl and extracted with EtOAc (3x). The combined organic extracts were dried
- 20 ( $Na_2SO_4$ ) and concentrated in vacuo; the residue was purified by preparative HPLC (as described for Example 498) to give the title compound (3 mg; 26%) as a colorless oil.  $[M + H]^+ = 547.2$

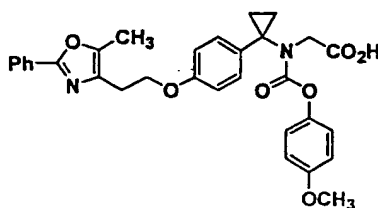
Example 504

5 The title compound was prepared in exactly the same way as for Example 503 except that the [S]-enantiomer

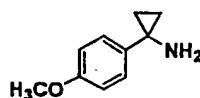


was used for the alkylation step.  $[M + H]^+ = 547.2$

10

Example 505

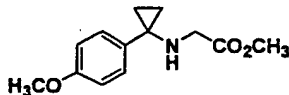
15 A.



20 To a solution of 1-(4-methoxyphenyl)-1-cyclopropane-carboxylic acid (250 mg; 1.3 mmol) in dioxane (8 ml) were successively added Et<sub>3</sub>N (198 μL; 1.43 mmol) and diphenylphosphoryl azide (307 μL; 1.43 mmol). The reaction was stirred at RT for 5 min, then heated to 80°C for 3 h.

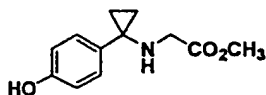
Volatiles were removed in vacuo, and the residue was partitioned between EtOAc and H<sub>2</sub>O. The organic phase was dried (Na<sub>2</sub>SO<sub>4</sub>) and concentrated in vacuo to give the crude product (presumably the corresponding isocyanate). This material was dissolved in aqueous 8 M HCl (1.8 mL), stirred at RT for 5 min, then heated to 100°C for 1 h. After cooling to RT, Et<sub>2</sub>O was added, and the solution was cautiously basified with excess solid NaOH. The aqueous phase was extracted with Et<sub>2</sub>O (3 x 15 mL), dried (MgSO<sub>4</sub>) and concentrated in vacuo to provide compound A (100 mg; 47%) as an oil. This material was used in the next step without further purification.

B.



A solution of Part A Compound (100 mg; 0.61 mmol), methyl bromoacetate (103 mg; 0.67 mmol) and Et<sub>3</sub>N (102 μL; 0.73 mmol) in THF was stirred at RT for 16 h. The reaction mixture was partitioned between EtOAc and H<sub>2</sub>O. The organic phase was washed with brine, dried (MgSO<sub>4</sub>), and concentrated in vacuo. The residue was chromatographed (SiO<sub>2</sub>; CH<sub>2</sub>Cl<sub>2</sub>:MeOH 9:1) to give Part B compound (90 mg; 62%) as an oil.

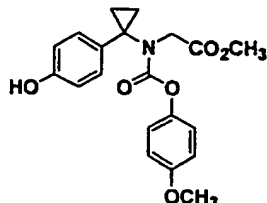
C.



To a 0°C solution of Part B compound (90 mg; 0.38 mmol) in CH<sub>2</sub>Cl<sub>2</sub> (12.7 mL) was slowly added neat BBr<sub>3</sub> (82 μL; 0.87 mmol). The reaction was stirred at 0°C for 3 h, then was partitioned between ice cold saturated aqueous

$\text{NH}_4\text{Cl}$  and EtOAc. The organic phase was discarded and the aqueous layer was neutralized by addition of  $\text{NaHCO}_3$ , then extracted with EtOAc (2x). The combined organic extracts were washed with brine, dried ( $\text{MgSO}_4$ ), and concentrated in vacuo to give Part C compound (50 mg; 59%).

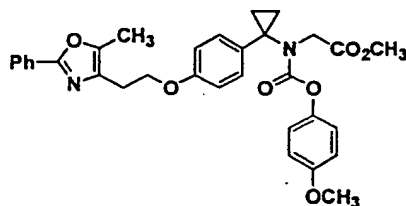
D.



10

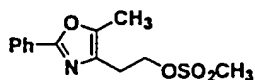
A mixture of Part C compound (50 mg; 0.22 mmol), 4-methoxyphenyl chloroformate (33 mg; 0.22 mol) and  $\text{NaHCO}_3$  (25 mg; 0.29 mmol) in 1:1 aqueous dioxane (7.5 mL) was stirred at RT for 2 h. The reaction mixture was partitioned between EtOAc and  $\text{H}_2\text{O}$ . The organic phase was washed with brine, dried ( $\text{MgSO}_4$ ) and concentrated in vacuo to give Part D compound (45 mg; 52%).

E.



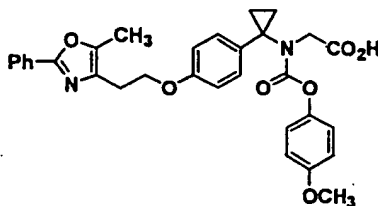
20

A mixture of Part D compound (45 mg; 0.12 mmol),  $\text{K}_2\text{CO}_3$  (30 mg; 0.22 mol) and the mesylate (33 mg; 0.12 mmol)



in MeCN (4 mL) was heated at 90°C for 20 h. The reaction was cooled to RT and partitioned between EtOAc and H<sub>2</sub>O. The aqueous phase was extracted with EtOAc (2x); the combined organic extracts were dried (MgSO<sub>4</sub>) and  
5 concentrated in vacuo. The residue was chromatographed (SiO<sub>2</sub>; stepwise gradient from 9:1 to 1:1 hex:EtOAc) to provide Part E compound (42 mg; 65%).

F.

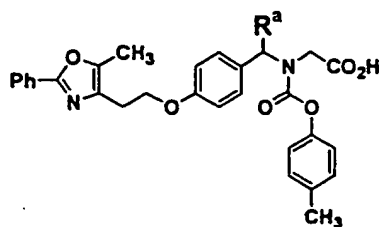


10

A solution of Part E compound (42 mg; 0.08 mmol) and LiOH·H<sub>2</sub>O (6 mg; 0.15 mmol) in 2:1 THF:H<sub>2</sub>O (3.8 mL) was  
15 stirred at RT overnight. The reaction mixture was acidified to pH 2 with excess aqueous 1 M HCl and extracted with EtOAc (2x). The combined organic extracts were dried (Na<sub>2</sub>SO<sub>4</sub>) and concentrated in vacuo; the residue was purified by preparative HPLC (as described for  
20 Example 498) to give the title compound (28 mg; 68%) as a colorless oil. [M + H]<sup>+</sup> = 543.2

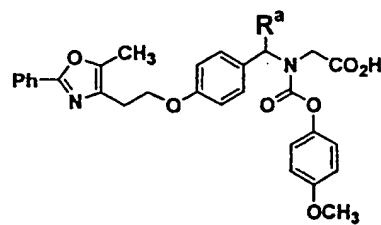
Following procedures as described above, the Examples 506 to 518 compounds were prepared.

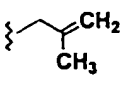


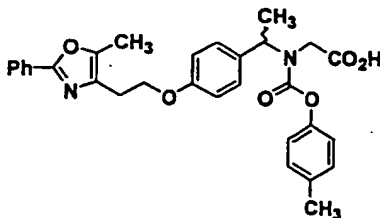


Example No.	R <sup>a</sup>	[M+H] <sup>+</sup>
506	(±) -Me	515.3
507	(±) n-Bu	557.4

5



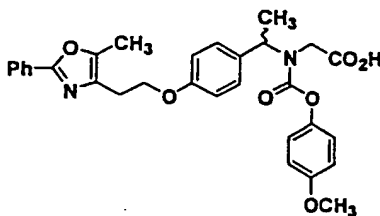
Example No.	R <sup>a</sup>	[M+H] <sup>+</sup>
508	(±) Me	531.3
509	(±) Et	545.1
510	(±) i-Bu	573.3
511	(±) 	571.3

Example 506

5

$^1\text{H}$  NMR (DMSO- $d_6$ ; 400 MHz):  $\delta$  1.47 and 1.54 (2d,  $J = 7.5$  Hz; 3H), 2.29 (s, 3H), 2.37 (s, 3H), 2.93 (t,  $J = 6.6$  Hz, 2H), 3.81 (2d,  $J = 18$  Hz; 2H), 4.21 (t,  $J = 6.6$  Hz, 2H), 5.3 (m, 1H), 6.94 (m, 4H), 7.18 (d,  $J = 8.4$  Hz, 2H), 7.31 (m, 2H), 7.49 (m, 2H)

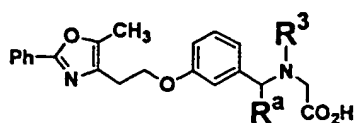
10

Example 508

15

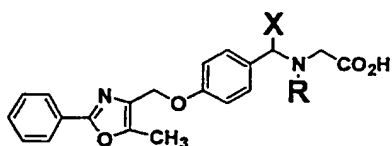
$^1\text{H}$  NMR (DMSO- $d_6$ ; 400 MHz):  $\delta$  1.47 and 1.54 (2d,  $J = 7.5$  Hz; 3H), 2.37 (s, 3H), 2.94 (t,  $J = 6.6$  Hz, 2H), 3.74 (s, 3H), 3.81 (m, 2H), 4.21 (t,  $J = 6.6$  Hz, 2H), 5.36 (m, 1H), 6.94 (m, 4H), 7.29 (m, 2H), 7.49 (m, 3H), 7.91 (m, 2H)

20



Example No.	Structure	[M+H] <sup>+</sup>
512	 (±)	531.3

- 5 The synthesis of Examples 513-518 involved the use of Example 541 Part B compound as the alkylating agent.

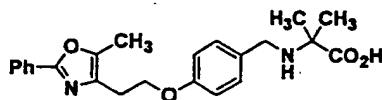


Example No.	Structure	[M+H] <sup>+</sup>
513		517.2
514		517.2
515		501.2



in DCE (5 mL) was stirred at RT for 21 h. Some starting material remained, so the reaction was heated at 55°C for 4 h (no further reaction). Saturated aqueous NaHCO<sub>3</sub> was added, and volatiles were removed in vacuo. The residue was partitioned between H<sub>2</sub>O and EtOAc. The aqueous phase was extracted with EtOAc (2x). The combined organic extracts were washed with brine and extracted with aqueous 1 M HCl. The aqueous phase was basified with solid NaOH and extracted with EtOAc (2x). The organic extracts were dried (Na<sub>2</sub>SO<sub>4</sub>) and concentrated in vacuo to give crude Part A compound (174 mg; 61%).

B.

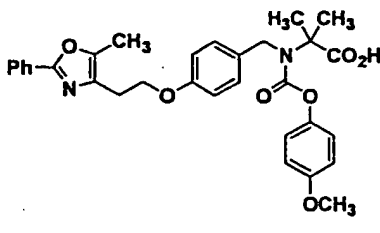


15

A solution of Part A compound (120 mg; 0.29 mmol) aqueous LiOH (2.0 mL of a 0.3 M solution of a 1:1:1 mixture of THF:MeOH:H<sub>2</sub>O) was stirred at RT overnight. The reaction was acidified to pH ~ 2 with aqueous 1 M HCl, then was concentrated in vacuo and purified by preparative HPLC (YMC S5 ODS 30 x 250 mm column; flow rate = 25 mL/min; continuous gradient from 40:60 B:A to 100% B over 30 min, where solvent A = 90:10:0.1 H<sub>2</sub>O:MeOH:TFA; solvent B = 90:10:0.1 MeOH:H<sub>2</sub>O:TFA) to furnish Part B compound (60 mg; 53%) as a syrup.

25

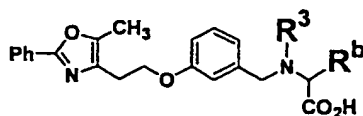
C.



30



Example No.	Structure	[M+H] <sup>+</sup>
524		531.2
525		515.2
526		515.2



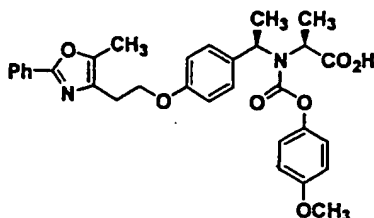
5

Example No.	Structure	[M+H] <sup>+</sup>
527		543.3
528		527.3
529		545.3

Example No.	Structure	[M+H] <sup>+</sup>
530		531.2
531		515.2
532		515.2
533		531.2
534		515.2
535		515.2

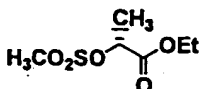


## Example 536



5

A.

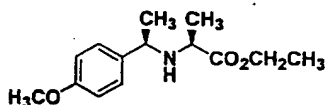


10 To a 0°C solution of (R)-(-)-lactate (3.0 g; 29 mmol) and Et<sub>3</sub>N (4.8 mL; 35 mmol) in CH<sub>2</sub>Cl<sub>2</sub> (60 mL) was added methanesulfonyl chloride (2.67 mL; 35 mmol). The mixture was stirred at 0°C for 1 h, then partitioned between CH<sub>2</sub>Cl<sub>2</sub> and 1M aqueous HCl (100 mL each). The

15 organic phase was washed with H<sub>2</sub>O and brine, dried (MgSO<sub>4</sub>), and concentrated in vacuo without heating to give Part A compound as an oil (4.5 g; 86%), which was used in the next step without further purification.

20

B.

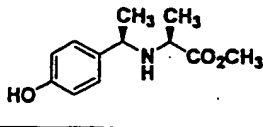


25 A mixture of Part A compound (1.42 g; 6.0 mmol), (R)-4-methoxy- $\alpha$ -methyl benzylamine (300 mg, 2.0 mmol), and K<sub>2</sub>CO<sub>3</sub> (828 mg; 6.0 mmol) in MeCN (20 mL) was heated at 70°C for 17 h (some amine starting material still remained). The reaction cooled to RT, filtered, and the volatiles were removed in vacuo. The residue was

30 partitioned between EtOAc and H<sub>2</sub>O. The organic phase was washed with brine, dried (MgSO<sub>4</sub>), and concentrated in

vacuo. The residue was chromatographed (SiO<sub>2</sub>; stepwise gradient from 99:1 to 97:3 CHCl<sub>3</sub>:MeOH) to give Part B compound (330 mg; 70%) as an oil.

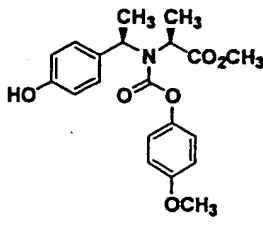
5 C.



To a 0°C solution of Part B compound (330 mg; 1.39 mmol) in CH<sub>2</sub>Cl<sub>2</sub> (3 mL) was slowly added dropwise BBr<sub>3</sub> (3.0 mL of a 1 M solution in CH<sub>2</sub>Cl<sub>2</sub>; 30 mmol). The reaction was stirred at 10°C for 3 h, then quenched by cautious addition of saturated aqueous NH<sub>4</sub>Cl and CH<sub>2</sub>Cl<sub>2</sub>. The isolated aqueous phase was neutralized by slow addition of solid NaHCO<sub>3</sub>, then extracted with EtOAc (2x). The combined organic extracts were washed with brine, dried (MgSO<sub>4</sub>) and concentrated in vacuo to furnish crude Part C compound (150 mg; 48%), which was used in the next reaction without further purification.

20

D.

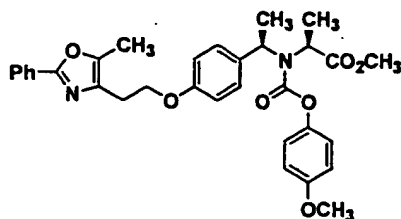


25 To a solution of Part C compound (300 mg; 1.35 mmol) in dioxane:H<sub>2</sub>O (6 mL of a 1:1 solution) were successively added NaHCO<sub>3</sub> (500 mg; 5.95 mmol) and 4-methoxyphenyl chloroformate (300 μL; 2.0 mmol) slowly. The reaction was stirred at RT for 1 h, then partitioned between EtOAc and H<sub>2</sub>O. The organic phase was washed with brine, dried (MgSO<sub>4</sub>), and concentrated in vacuo to give a crude residue, which was chromatographed (SiO<sub>2</sub>; stepwise

30

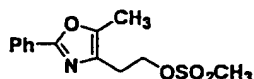
gradient from 3:1 to 1:1 hexane:EtOAc) to furnish Part D compound (330 mg; 66%).

E.



5

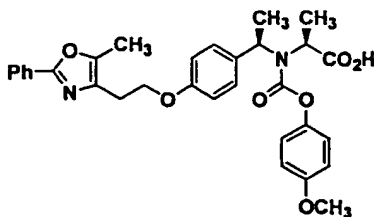
To a solution of Part D compound (330 mg; 0.88 mmol) in MeCN (20 mL) were successively added  $K_2CO_3$  (165 mg; 1.2 mmol) and the mesylate (337 mg; 1.2 mmol).



The reaction mixture was heated at 95°C for 16 h, then cooled to RT and filtered. The filtrate was concentrated in vacuo and then partitioned between EtOAc and  $H_2O$ . The organic phase was washed with brine, dried ( $MgSO_4$ ) and concentrated in vacuo. The residue was chromatographed ( $SiO_2$ ; 3:1 hexane:EtOAc) to give Part E compound (350 mg; 71%).

20

F.



To a solution of Part E compound (350 mg; 0.62 mmol) in THF: $H_2O$  (15 mL of a 2:1 solution) was added  $LiOH \cdot H_2O$  (52 mg; 1.2 mmol). The reaction was stirred at RT overnight for 14 h; then EtOAc was added and the

solution acidified with 1 N HCl solution to pH ~ 2. The organic phase was washed with brine, dried (MgSO<sub>4</sub>) and concentrated in vacuo. The residue was purified by preparative HPLC (YMC S5 ODS 30 x 250 mm column; flow rate = 25 mL/min; 20 min continuous gradient from 50:50 B:A to 100% B, where solvent A = 90:10:0.1 H<sub>2</sub>O:MeOH:TFA and solvent B = 90:10:0.1 MeOH:H<sub>2</sub>O:TFA; retention time = 26 min) and lyophilized from dioxane to give the title compound (208 mg; 61% yield) as a white solid.

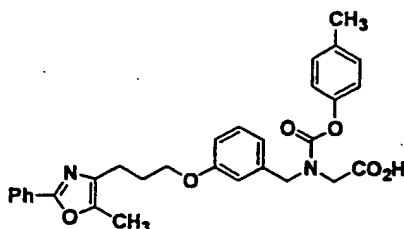
10 [M + H]<sup>+</sup> = 545.3

Examples 537 to 539

Following the procedures set out hereinbefore, the 15 Examples 537 to 539 compounds were prepared.

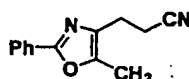
Example No.	Structure	[M+H] <sup>+</sup>
537		545.3
538		545.3
539		545.3

## Example 540



5

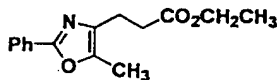
A.



10 To a 0°C solution of 5-methyl-2-phenyl-oxazol-4-yl  
ethanol (5.0 g; 24.6 mmol), acetone cyanohydrin (3.35 mL;  
36.9 mmol) and Ph<sub>3</sub>P (7.5 g; 29.5 mmol) in THF (60 mL) was  
added DEAD (6.0 mL; 36.9 mmol) dropwise. After addition  
15 was complete, the reaction mixture was warmed to RT and  
stirred overnight at RT. Volatiles were removed in  
vacuo, and the residue was chromatographed (SiO<sub>2</sub>;  
hexane:EtOAc 2:1) to give Part A compound (4.5 g; 86%) as  
an oil.

20

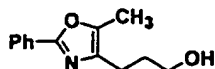
B.



25 A solution of Part A compound (4.5 g; 21.2 mmol)  
and H<sub>2</sub>SO<sub>4</sub> (concentrated; 20 mL) in EtOH (100 mL) was  
heated under reflux overnight. The solution was  
concentrated in vacuo to 1/3 its original volume, then  
EtOAc (150 mL) and H<sub>2</sub>O (100 mL) were cautiously added.  
The organic phase was washed with saturated aqueous NaHCO<sub>3</sub>,  
30 (2 x 100 mL) and brine (150 mL), dried (MgSO<sub>4</sub>), and  
concentrated in vacuo to give a crude oil. This material

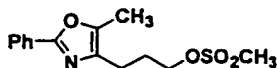
was chromatographed (SiO<sub>2</sub>; hexane:EtOAc 2:1) to give Part B compound (2.1 g; 38%) as a crystalline solid.

C.



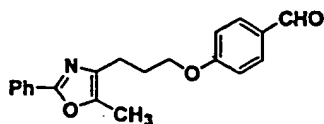
To a -78°C solution of Part B compound (2.1 g; 8.1 mmol) in THF (6 mL) was added dropwise LiAlH<sub>4</sub> (16 mL of a 1.0 M solution in THF; 16 mmol) under an atmosphere of N<sub>2</sub>. The mixture was allowed to warm to 0°C and stirred at 0°C for 30 min, after which the reaction was determined to be complete by TLC (hex:EtOAc 1:1). Aqueous HCl (1.0 mL of a 1 M solution; 1 mmol) and saturated aqueous sodium potassium tartrate (10 mL) were successively added and the mixture was stirred at RT for 30 min. The mixture was extracted with EtOAc (100 mL), washed with H<sub>2</sub>O and brine, dried (Na<sub>2</sub>SO<sub>4</sub>) and concentrated in vacuo to give crude Part C compound (1.78 g; 97%) as a white solid, which was used in the next step without further purification.

D.



To a solution of Part C compound (670 mg; 3.09 mmol) and Et<sub>3</sub>N (516 μL; 3.71 mmol) in CH<sub>2</sub>Cl<sub>2</sub> (4 mL) was added methanesulfonyl chloride (286 μL; 3.71 mmol). The reaction mixture was stirred at RT for 30 min, at which point the reaction was complete by TLC (hex:EtOAc 2:1). The mixture was partitioned between CH<sub>2</sub>Cl<sub>2</sub> (60 mL) and H<sub>2</sub>O (40 mL). The organic phase was washed with brine (40 mL), dried (MgSO<sub>4</sub>), and concentrated in vacuo to give Part D compound (910 mg; 100%) which was used in the next step without further purification.

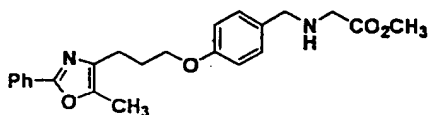
E.



- A mixture of Part D compound (380 mg; 1.29 mmol),  
5 4-hydroxybenzaldehyde (188 mg; 1.55 mmol) and  $K_2CO_3$  (214  
mg; 1.55 mg) in MeCN (12 mL) was refluxed in an oil bath  
for 17 h. At this point all starting Part D compound had  
been consumed (but there was a significant quantity of  
the hydrolysis by-product, Part C compound) by HPLC/MS.  
10 The reaction was cooled to RT and the solid precipitates  
were filtered off. The filtrate was concentrated in  
vacuo and partitioned between EtOAc (60 mL) and  $H_2O$  (40  
mL). The organic phase was washed with brine (40 mL),  
dried ( $MgSO_4$ ), and concentrated in vacuo to give the crude  
15 product. This material was chromatographed ( $SiO_2$ ;  
stepwise gradient from 4:1 to 1:2 hex:EtOAc) to give Part  
E compound (150 mg; 36%) as an oil in addition to Part C  
compound (100 mg; 36%).

20

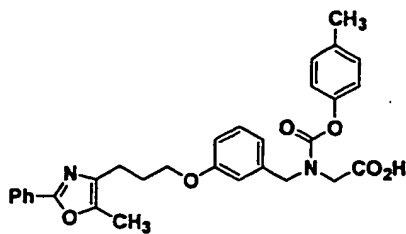
F.



- A mixture of Part E compound (150 mg; 0.50 mmol),  
25 glycine methyl ester hydrochloride (75 mg; 0.60 mmol) and  
 $Et_3N$  (84  $\mu L$ ; 0.60 mmol) in MeOH (5 mL) was stirred at RT  
for 6 h, after which  $NaBH_4$  (50 mg) was added cautiously  
portionwise. The reaction mixture was stirred at RT  
overnight, after which volatiles were removed in vacuo.  
30 The residue was partitioned between EtOAc and  $H_2O$ . The  
organic phase was washed with brine, dried ( $Na_2SO_4$ ) and

concentrated in vacuo to give Part F compound (180 mg; 97%) as an oil.

G.

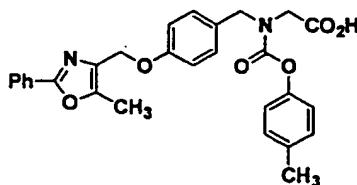


5

A mixture of Part F compound (23 mg; 0.060 mmol), Et<sub>3</sub>N (10 μL; 0.66 mmol) and 4-tolyl chloroformate (10 μL; 0.066 mmol) in CH<sub>2</sub>Cl<sub>2</sub> (1 mL) was stirred at RT for 2 h. Volatiles were removed in vacuo and the residue was dissolved in a solution of THF/MeOH/H<sub>2</sub>O (1 mL of a 2:2:1 mixture); LiOH·H<sub>2</sub>O (14 mg; 0.33 mmol) was added, and the reaction was stirred at RT for 2 h. Volatiles were removed in vacuo, and the residue was partitioned between aqueous 1 M HCl and EtOAc. The organic extract was concentrated in vacuo and the residue was purified by preparative HPLC (YMC ODS S5 30 mm x 250 mm column, continuous 25 minute gradient from 40% B:60% A to 100% B, hold at 100% B for 15 min, where solvent A = 90:10:0.1 H<sub>2</sub>O:MeOH:TFA and solvent B = 90:10:0.1 MeOH:H<sub>2</sub>O:TFA; flow rate = 25 mL/min) to give the title compound as a white solid (13 mg; 45% over 2 steps). [M + H]<sup>+</sup> = 515.3

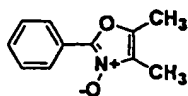
25

Example 541



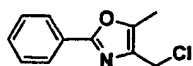


A.



5 To a solution of benzaldehyde (23.8 g, 234 mmol) in EtOAc (150 mL; pre-saturated with HCl gas) was added 2,3-butanedione mono-oxime (25.0 g, 234 mmol) in one portion and the resulting solution was stirred at RT for 12 h. Analytical HPLC indicated that all starting materials had  
10 been consumed. The reaction mixture was concentrated in vacuo to yield Part A compound as a white solid, which was used in the next step without further purification.

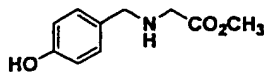
B.



15

To a solution of Part A compound in CHCl<sub>3</sub> (200 mL) was added dropwise POCl<sub>3</sub> (30 mL, 320 mmol). The reaction  
20 was stirred for 12 h at 50°C, then was concentrated in vacuo. The brown residue was partitioned between EtOAc (300 mL) and 1N aqueous NaOH. The organic phase was washed with brine, dried, (MgSO<sub>4</sub>) and concentrated in vacuo. The residue was chromatographed (SiO<sub>2</sub>; Et<sub>2</sub>O) to  
25 give Part B compound (41.5 g; 86%) as a light brown solid (>95% pure by analytical HPLC and <sup>1</sup>H-NMR analysis).

C.

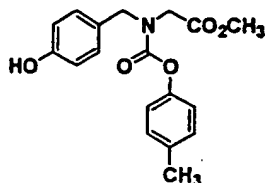


30

A solution of 4-hydroxybenzaldehyde (20 g, 160 mmol), glycine methyl ester hydrochloride (22 g, 180 mmol) and Et<sub>3</sub>N (25 mL, 180 mmol) in MeOH (200 mL) was  
35 stirred at RT for 12 h. The reaction mixture was cooled to 0°C and NaBH<sub>4</sub> (9.0 g, 240 mmol) was added portionwise

while maintaining the reaction temperature at <RT. The reaction mixture was stirred for 5 h, then was concentrated in vacuo to give crude Part C compound, which was used in the next step without further purification.

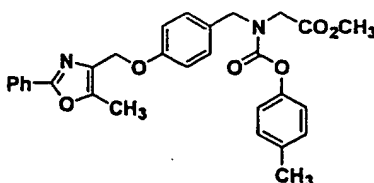
D.



10

To a solution of crude Part C compound in Et<sub>2</sub>O (300 mL) and H<sub>2</sub>O (200 mL) were added NaHCO<sub>3</sub> (20 g, 240 mmol, in a single portion) and 4-tolyl chloroformate (15 mL, 150 mmol; dropwise). The biphasic reaction mixture was stirred for 12 h at RT. The aqueous phase was then extracted with Et<sub>2</sub>O (2 x 200 mL). The combined organic extracts were washed with brine (2 x 50 mL), dried (MgSO<sub>4</sub>) and concentrated in vacuo. The residue was chromatographed (SiO<sub>2</sub>; stepwise gradient from 3:1 to 1:1 hexane:EtOAc) to give Part D compound (40.8 g; 76% over 2 steps) as an oil.

E.

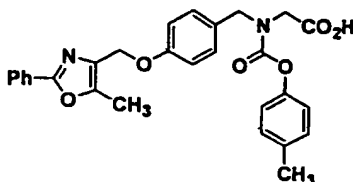


25

A solution of Part B compound (14.5 g, 70 mmol), Part C compound (21.6 g, 67 mmol) and K<sub>2</sub>CO<sub>3</sub> (18.4 g, 134 mmol) in CH<sub>3</sub>CN (150 mL) was stirred at 80°C for 12 h. The reaction was cooled to RT and volatiles were removed in vacuo. The brown oily residue was partitioned between

EtOAc (250 mL) and brine (100 mL). The aqueous layer was extracted with EtOAc (3 x 100 mL). The combined organic extracts were dried (MgSO<sub>4</sub>) and concentrated in vacuo. The residue was chromatographed (SiO<sub>2</sub>; stepwise gradient from 3:1 to 1:1 hexane:EtOAc) to give Part D compound (23.6 g; 71%) as a colorless oil.

F.

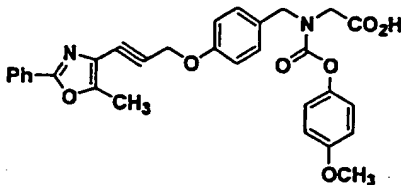


10

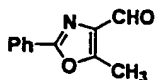
A solution of Part D compound (23.6 g, 47.4 mmol) and LiOH·H<sub>2</sub>O (4.0 g, 95 mmol) in THF (200 mL) and H<sub>2</sub>O (120 mL) was stirred at RT for 4 h. The reaction mixture was then acidified to pH ~ 2 with aqueous 1N HCl. The aqueous phase was extracted with EtOAc (3 x 200 mL). The combined organic extracts were dried (MgSO<sub>4</sub>) and concentrated in vacuo to yield an oily residue, which was recrystallized from EtOAc to provide title compound (19.4 g; 84%) as a white solid. [M + H]<sup>+</sup> = 487.23;

<sup>1</sup>H NMR (CD<sub>3</sub>OD; 400 MHz): δ 2.32 (s, 3H), 2.46 (s, 3H), 3.99 & 4.04 (2s, 2H), 4.47 & 4.54 (2s, 2H), 5.01 and 5.00 (2s, 2H), 6.99 (d, J = 8.4 Hz, 2H), 7.05 (m, 2H), 7.17 (d, J = 8.4 Hz, 2H), 7.31 (m, 2H); 7.49 (m, 3H), 8.01 (m, 2H);

<sup>1</sup>H NMR (CDCl<sub>3</sub>; 400 MHz): δ 2.31 (s, 3H), 2.44 (s, 3H), 4.00 (s, 2H), 4.55 (2s, 2H), 5.00 (2s, 2H); 6.99 (m, 4H); 7.13 (m, 2H), 7.21 (d, J = 8.8 Hz, 2H); 7.31 (m, 2H); 7.44 (s, 3H); 8.01 (s, 2H)

Example 542

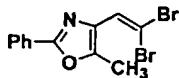
5 A.



10 A mixture of 2-phenyl-5-methyl-oxazole-4-acetic acid (470 mg; 2.17 mmol; Maybridge) pyridine N-oxide (830 mg; 8.74 mmol) and acetic anhydride (350 mg; 3.57 mmol) in toluene (10 mL) was heated at 90°C for 12 h, then concentrated in vacuo. The residue was then partitioned between EtOAc and 1M aqueous HCl. The organic phase was washed with saturated aqueous NaHCO<sub>3</sub>, brine, dried (Na<sub>2</sub>SO<sub>4</sub>) and concentrated in vacuo to give a dark brown oil. This material was chromatographed (SiO<sub>2</sub>; 4:1 hex:EtOAc) to give Part A compound (143 mg; 35%) as an oil.

20

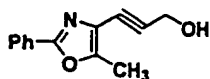
B.



25 To a 0°C solution of Part A compound (600 mg; 3.21 mmol) and Ph<sub>3</sub>P (3.37 g; 12.9 mmol) in CH<sub>2</sub>Cl<sub>2</sub> (50 mL) was added dropwise a solution of CBr<sub>4</sub> (2.13 g; 6.4 mmol) in CH<sub>2</sub>Cl<sub>2</sub> (20 mL). The solution was stirred at 0°C for 2 h, then allowed to warm to RT and stirred at RT overnight.

30 Volatiles were removed in vacuo and the residue was chromatographed (85:15 hexane:EtOAc) to furnish Part B compound (1.08 g; 98%) as a pale yellow solid.

C.

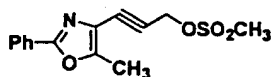


5 To a  $-78^{\circ}\text{C}$  solution of Part B compound (1.12 g; 3.26 mmol) in THF (60 mL) was added n-butyllithium dropwise (4.2 mL of a 1.6 M solution in hexane; 6.72 mmol) over 25 min, while maintaining the internal temperature at  $\leq -71^{\circ}\text{C}$ . The reaction was stirred at  $-78^{\circ}\text{C}$

10 for 1 h, then allowed to warm slowly to  $0^{\circ}\text{C}$ . Paraformaldehyde (305 g) was then added in one portion and the reaction was stirred at  $0^{\circ}\text{C}$  for 3 h and then quenched with saturated aqueous  $\text{NH}_4\text{Cl}$ . The aqueous phase was extracted with EtOAc (2x); the combined organic

15 extracts were washed with brine, dried ( $\text{Na}_2\text{SO}_4$ ) and concentrated in vacuo to give a dark oil. This material was chromatographed ( $\text{SiO}_2$ ; 3:2 hex:EtOAc) to give Part C compound (466 mg; 67%) as a yellow solid.

20 D.

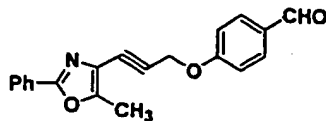


To a  $0^{\circ}\text{C}$  solution of Part C compound (466 mg; 2.19

25 mmol) and  $\text{Et}_3\text{N}$  in  $\text{CH}_2\text{Cl}_2$  was added dropwise methanesulfonyl chloride (190  $\mu\text{L}$ ; 2.45 mmol) and the reaction was stirred at  $0^{\circ}\text{C}$  for 1 h. The mixture was then partitioned between  $\text{CH}_2\text{Cl}_2$  and cold 1M aqueous HCl. The organic phase was washed with brine, dried ( $\text{Na}_2\text{SO}_4$ )

30 and concentrated in vacuo. The crude product was chromatographed ( $\text{SiO}_2$ ; 3:2 hex:EtOAc) to give Part D compound (533 mg; 84%) as an off-white solid.

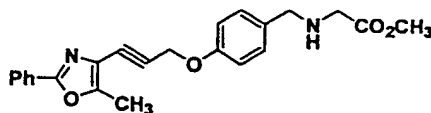
E.



5 A mixture of Part D compound (198 mg; 0.68 mmol),  
4-hydroxybenzaldehyde (96 mg; 0.79 mmol) and  $K_2CO_3$  (141  
mg; 1.02 mmol) in  $CH_3CN$  (13 mL) was heated at  $70^\circ C$  for  
3 h, then stirred at RT overnight. Volatiles were  
10 removed in vacuo, and the residue was partitioned between  
EtOAc and 1 M aqueous NaOH. The organic phase was washed  
with brine, dried ( $Na_2SO_4$ ) and concentrated in vacuo to  
give crude Part E compound (190 mg; 88%) as a yellow oil,  
which was used in the next step without further  
purification.

15

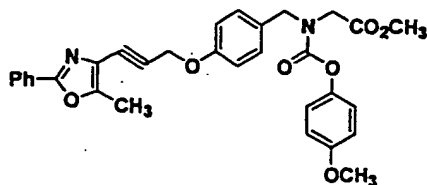
F.



20 A mixture of Part E compound (123 mg; 0.39 mmol),  
glycine methyl ester hydrochloride (248 mg; 1.98 mmol)  
and  $Et_3N$  (600  $\mu L$ ; 4.3 mmol) in DCE (15 mL) was stirred at  
RT for 15 min, after which  $NaBH(OAc)_3H$  (262 mg; 1.2 mmol)  
was added in one portion. The reaction was stirred for  
25 16 h at RT, after which additional  $NaBH(OAc)_3H$  (200 mg;  
0.94 mmol) was added. Stirring was continued for 3 h,  
after which still more  $NaBH(OAc)_3H$  (200 mg; 0.94 mmol) was  
added. The reaction was stirred at RT for 48 h, after  
which all Part E compound had been consumed. The  
30 reaction mixture was partitioned between  $CH_2Cl_2$  and  
aqueous  $NaHCO_3$ . The aqueous phase was extracted with  
 $CH_2Cl_2$  (2x). The combined organic extracts were washed  
with brine, dried ( $Na_2SO_4$ ) and concentrated in vacuo. The  
crude product was chromatographed ( $SiO_2$ ; stepwise gradient

from 1:1 to 2:3 hex:EtOAc) to give Part F compound (120 mg; 79%) as a colorless oil which solidified on standing.

G.

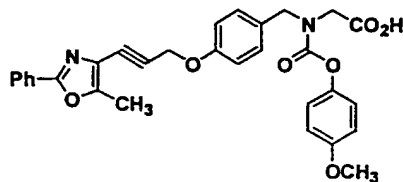


5

To a solution of Part F compound (180 mg; 0.46 mmol) and pyridine (100  $\mu$ L; 1.24 mmol) in  $\text{CH}_2\text{Cl}_2$  (10 mL) was added 4-methoxyphenyl chloroformate (105  $\mu$ L; 0.71 mmol). The reaction was stirred at RT for 3.5 h, then partitioned between aqueous  $\text{NaHCO}_3$  and EtOAc. The aqueous phase was extracted with EtOAc (2x). The combined organic extracts were washed with brine, dried ( $\text{Na}_2\text{SO}_4$ ) and concentrated in vacuo. The crude product was chromatographed ( $\text{SiO}_2$ ; hex:EtOAc 3:2) to give Part G compound (232 mg; 93%) as a colorless oil.

15

H.



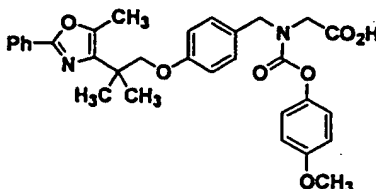
20

To a solution of Part G compound (232 mg; 0.43 mmol) in THF:H<sub>2</sub>O (12 mL of a 5:1 mixture) was added LiOH.H<sub>2</sub>O (1.3 mmol). The solution was stirred at RT overnight, then acidified with aqueous 1M HCl and extracted with EtOAc (2x). The combined organic extracts were washed with brine, dried ( $\text{Na}_2\text{SO}_4$ ) and concentrated in vacuo. The crude product was purified by preparative HPLC (YMC S5 ODS 30 x 75 mm column, flow rate = 20 mL/min; continuous gradient from 70:30 B:A to 100% B,

30

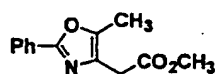
where solvent A = 90:10:0.1 H<sub>2</sub>O:MeOH:TFA and solvent B = 90:10:0.1 MeOH:H<sub>2</sub>O:TFA) to give title compound (160 mg; 71%) as a white solid. [M + H]<sup>+</sup> = 527.2

5

Example 543

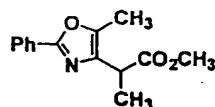
A.

10



A solution of 5-methyl-2-phenyloxazole-4-yl-acetic acid (4.0 g; 18 mmol) and concentrated HCl (2 mL) in MeOH (60 mL) was heated at reflux overnight. Volatiles were removed in vacuo; the residue was partitioned between H<sub>2</sub>O and EtOAc. The organic phase was washed with brine, dried (MgSO<sub>4</sub>) and concentrated in vacuo to give crude Part A compound as a colorless oil (4.00 g; 94%) which was used in the next step without further purification.

B.



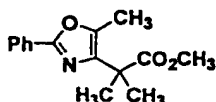
25

To a -78°C solution of LDA (15.0 mL of a 2.0 M solution in heptane/THF; 30 mmol; Aldrich) were successively added dropwise a solution of Part A compound (2.3 g; 10 mmol) in THF (6 mL) and HMPA (500 μL; 2.9 mmol). The solution was stirred at -78°C for 30 min, after which methyl iodide (1.87 mL; 30 mmol) was added dropwise. The solution was stirred at -78°C for 1 h,



then was allowed to warm to 0°C and stirred at 0°C for 1 h. The reaction solution was partitioned between saturated aqueous NH<sub>4</sub>Cl and EtOAc. The aqueous phase was extracted with EtOAc (2 x 50 mL). The combined organic extracts were dried (MgSO<sub>4</sub>) and concentrated in vacuo to give crude Part B compound (1.90 g; 78%) as a colorless oil, which was used in the next step without further purification.

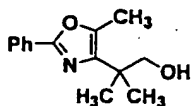
10 C.



To a -78°C solution of LDA (7.0 mL of a 2.0 M in heptane/THF; 14 mmol; Aldrich) were successively added dropwise a solution of Part B compound (1.8 g; 7.3 mmol) in THF (5 mL) and HMPA (500 μL; 2.9 mmol). The solution was stirred at -78°C for 1 h, then a solution of methyl iodide (1 mL; 11 mmol) was added dropwise. The solution was stirred at -78°C for 1 h, then was allowed to warm to 0°C and stirred at 0°C for 1 h. The reaction solution was then partitioned between saturated aqueous NH<sub>4</sub>Cl and EtOAc. The aqueous phase was extracted with EtOAc (2 x 50 mL). The combined organic extracts were dried (MgSO<sub>4</sub>) and concentrated in vacuo. The crude product was combined with the product from another reaction (from 670 mg of Part B compound) and chromatographed (SiO<sub>2</sub>; 9:1 hexane:EtOAc) to give Part C compound (2.60 g; 95%) as a colorless oil.

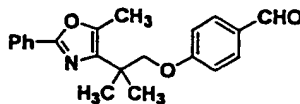
30

D.



To a  $-78^{\circ}\text{C}$  solution of Part C compound (1.2 g; 4.63 mmol) in THF (3 mL) under an atmosphere of  $\text{N}_2$ , was added dropwise a solution of  $\text{LiAlH}_4$  (1.0 mL of a 1.0 M solution in THF). The reaction was stirred at  $-78^{\circ}\text{C}$  for 1 h, then  
 5 was allowed to warm to  $0^{\circ}\text{C}$  and stirred at  $0^{\circ}\text{C}$  for 30 min. The reaction was quenched by cautious addition of 1M aqueous potassium sodium tartrate followed by  $\text{H}_2\text{O}$ . The aqueous phase was extracted with EtOAc. The combined organic extracts were washed with  $\text{H}_2\text{O}$ , dried ( $\text{MgSO}_4$ ) and  
 10 concentrated in vacuo to give crude Part D compound (1.01 g; 94%) as an oil, which was used in the next step without further purification.

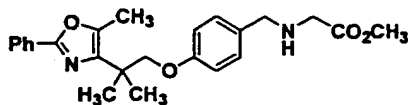
E.



15

To an  $80^{\circ}\text{C}$  solution of Part D compound (700 mg; 3.0 mmol),  $\text{Ph}_3\text{P}$  (1.2 g; 4.6 mmol) and 4-hydroxybenzaldehyde  
 20 (406 mg; 3.3 mmol) in THF (10 mL) was added DEAD (720  $\mu\text{L}$ ; mmol) in two portions over 5 min. The solution was stirred at  $80^{\circ}\text{C}$  for 1 h (starting material still remained), then was concentrated in vacuo. The residue was chromatographed ( $\text{SiO}_2$ ; stepwise gradient from 9:1 to  
 25 5:1 hexane:EtOAc) to give Part E compound (160 mg; 16%).

F.

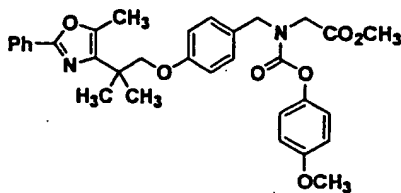


30

A solution of Part E compound (250 mg; 0.75 mmol), glycine methyl ester hydrochloride (141 mg; 1.13 mmol) and  $\text{Et}_3\text{N}$  (157  $\mu\text{L}$ ; 1.13 mmol) in MeOH (30 mL) was stirred at RT overnight. Excess solid  $\text{NaBH}_4$  was added cautiously;  
 35 the reaction was stirred at RT for 1 h, then concentrated

in vacuo. The residue was partitioned between H<sub>2</sub>O and EtOAc. The organic phase was washed with brine, dried (MgSO<sub>4</sub>) and concentrated in vacuo to give crude Part F compound (300 mg; 98%) which was used in the next  
 5 reaction without further purification.

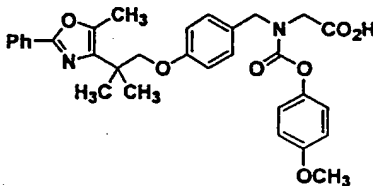
G.



10

To a 0°C solution of Part F compound (150 mg; 0.37 mmol) and Et<sub>3</sub>N (51 μL; 0.37 mmol) in CH<sub>2</sub>Cl<sub>2</sub> (5 mL) was added 4-methoxyphenyl chloroformate (55 μL; 0.37 mmol). The reaction was allowed to warm to RT and stirred at RT  
 15 for 2 h. Volatiles were removed in vacuo and the residue was chromatographed (SiO<sub>2</sub>; 5:1 hexane:EtOAc) to furnish Part G compound (130 mg; 63%).

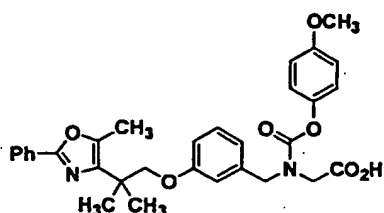
H.



20

A solution of Part G compound (130 mg) and LiOH·H<sub>2</sub>O (39 mg) in H<sub>2</sub>O/THF/MeOH (2 mL of a 1:2:2 mixture) was stirred at RT for 2 h. Volatiles were removed in vacuo,  
 25 and the residue was acidified with 1.0 M aqueous HCl, then extracted with EtOAc. The organic phase was dried (Na<sub>2</sub>SO<sub>4</sub>) and concentrated in vacuo to give a residue, which was purified by preparative HPLC (YMC S5 ODS  
 30 reverse phase C18, 30 x 250 mm column; flow rate = 25

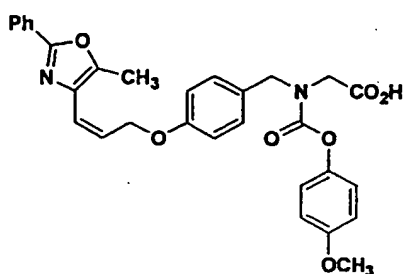
mL/min; continuous gradient from 50% A:B to 100% B over 20 min, where solvent A = 90:10:0.1 H<sub>2</sub>O:MeOH:TFA, B = 90:10:0.1 MeOH:H<sub>2</sub>O:TFA), then lyophilized from dioxane to give the title compound (58 mg; 46%) as a white lyophilate. [M + H]<sup>+</sup> = 545.4

Example 544

10

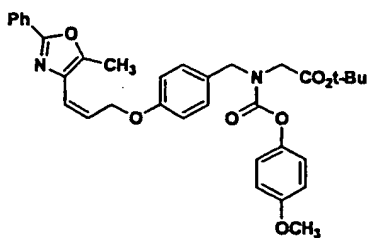
Title compound was prepared in analogous fashion to Example 543 except that 3-hydroxybenzaldehyde was used instead of 4-hydroxybenzaldehyde (in the preparation of Example 543 Part E compound). [M + H]<sup>+</sup> = 545.4

15

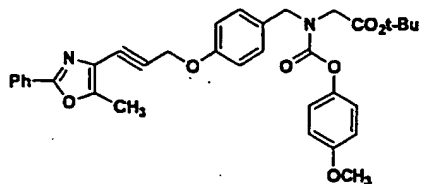
Example 545

20

A.



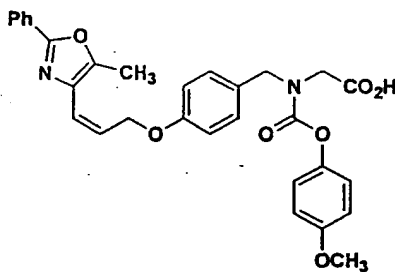
A mixture of the acetylene (38 mg; 0.065 mmol)



(synthesized in a completely analogous fashion to Example  
 5 542 Part G compound with glycine tert-butyl ester  
 hydrochloride instead of glycine methyl ester  
 hydrochloride), quinoline (80 mg; 0.62 mmol) and  
 Lindlar's catalyst (8 mg; Pd/CaCO<sub>3</sub>; Aldrich) in MeOH (8  
 mL) was stirred under an atmosphere of H<sub>2</sub> at 0°C for 20  
 10 min. Additional Lindlar's catalyst (8 mg; Pd/CaCO<sub>3</sub>;  
 Aldrich) was then added and stirring was continued under  
 an atmosphere of H<sub>2</sub> at 0°C for 25 min, after which  
 reaction was complete. The mixture was filtered, and the  
 filtrate was concentrated in vacuo. The residue was  
 15 purified by preparative HPLC (YMC S5 ODS 20 x 100 mm  
 column; flow rate = 20 mL/min; continuous 20 min gradient  
 from 80:20 B:A to 100% B, where A = 90:10:0.1 H<sub>2</sub>O:MeOH:TFA  
 and B = 90:10:0.1 MeOH:H<sub>2</sub>O:TFA) to give Part A compound  
 (22 mg; 56%) as a colorless oil.

20

B.



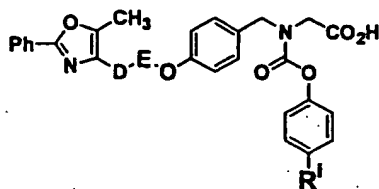
25

To a solution of Part A compound (3 mg; 0.005 mmol)  
 in CH<sub>2</sub>Cl<sub>2</sub> (0.5 mL) was added dropwise TFA (0.25 mL) and  
 the reaction was stirred for 2 h at RT. Volatiles were  
 removed in vacuo; the residue was dissolved in CDCl<sub>3</sub>,

filtered through a cotton plug and concentrated in vacuo to give the title compound (1.5 mg; 55%) as a colorless oil.  $[M + Na]^+ = 551.0$

- 5 Following procedures set out above, Examples 546 to 556 compounds were prepared.

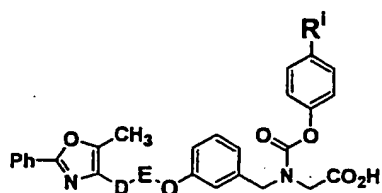
Examples 546 to 556



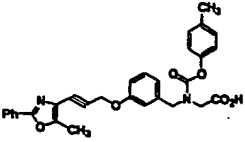
10

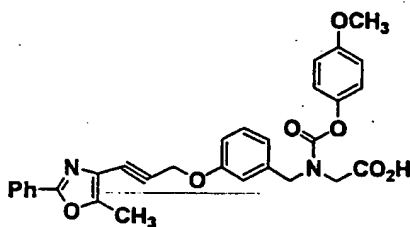
Example No.	Structure	$[M+H]^+$
546		515.4
547		531.3
548		503.3
549		529.4
550		531.2

Example No.	Structure	[M+H] <sup>+</sup>
551		515.2



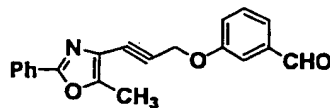
Example No.	Structure	[M+H] <sup>+</sup>
552		531.3
553		487.3
554		503.3
555		527.2

Example No.	Structure	[M+H] <sup>+</sup>
556		511.4

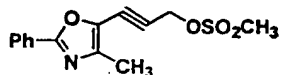
Example 555

5

A.



10 A mixture of the mesylate (124 mg; 0.43 mmol),



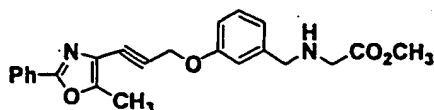
3-hydroxybenzaldehyde (62 mg; 0.51 mmol) and K<sub>2</sub>CO<sub>3</sub> (94 mg; 0.68 mmol) in CH<sub>3</sub>CN (10 mL) were heated at 70°C for 48 h.

15 The reaction was cooled to RT, EtOAc was added, and the mixture was washed with aq 1M NaOH and brine. The organic phase was dried (Na<sub>2</sub>SO<sub>4</sub>) and concentrated in vacuo. The residue was chromatographed (SiO<sub>2</sub>; hex:EtOAc 4:1) to give Part A compound (71 mg; 52%) as a colorless

20 oil. [M + H]<sup>+</sup> = 318.2



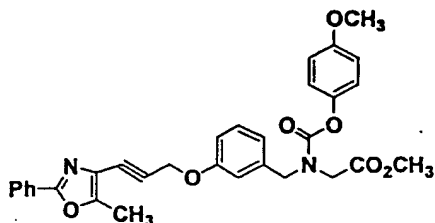
B.



5 To a mixture of Part A compound (71 mg; 0.22 mmol),  
 glycine.HCl (140 mg; 1.11 mmol) and Et<sub>3</sub>N (0.3 mL; 2.16  
 mmol) in 1,2 dichloroethane (10 mL) was added NaBH(OAc)<sub>3</sub>  
 (150 mg). After stirring at RT for 16 h (reaction  
 incomplete), more NaBH(OAc)<sub>3</sub> (150 mg) was added. A final  
 10 addition of NaBH(OAc)<sub>3</sub> (150 mg; in total 2.12 mmol) was  
 made after another 3 h and the reaction stirred for 48 h  
 at RT. The reaction was complete at this point;  
 saturated aqueous NaHCO<sub>3</sub> was added and the aqueous phase  
 was extracted with CH<sub>2</sub>Cl<sub>2</sub> (2x). The combined organic  
 15 extracts were washed with brine, dried (Na<sub>2</sub>SO<sub>4</sub>) and  
 concentrated in vacuo. The residue was chromatographed  
 (SiO<sub>2</sub>; hex:EtOAc = 4:6) to give Part B compound (81 mg;  
 93%) as a colorless oil.

20

C.

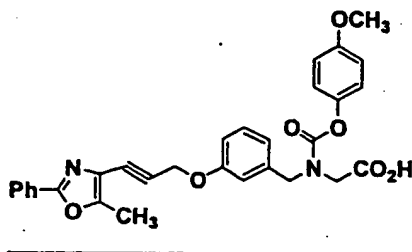


To a solution of Part B compound (10 mg; 0.026  
 25 mmol) in CH<sub>2</sub>Cl<sub>2</sub> (2 mL) were successively added pyridine  
 (10 μL; 0.12 mmol) and 4-methoxyphenyl chloroformate (10  
 μL; 0.067 mmol) (each in 0.1 mL CH<sub>2</sub>Cl<sub>2</sub>). The reaction was  
 stirred at RT for 16 h, then partitioned between aqueous  
 1N HCl and EtOAc. The organic phase was washed with  
 30 brine, dried (Na<sub>2</sub>SO<sub>4</sub>), and concentrated in vacuo. The  
 residue was purified by preparative HPLC (YMC S5 ODS 30 x

75 mm column, flow rate = 20 mL/min; continuous gradient from 70:30 A:B to 100% B, where solvent A = 90:10:0.1 H<sub>2</sub>O:MeOH:TFA and solvent B = 90:10:0.1 MeOH:H<sub>2</sub>O:TFA) to give Part C compound (9 mg; 65%).

5

D.

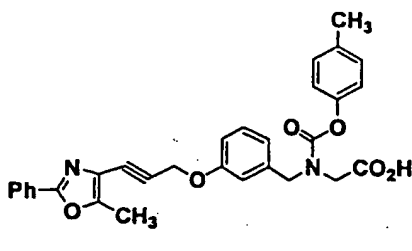


10 A solution of Part C compound (9 mg; 0.017 mmol) in 2:1 THF:H<sub>2</sub>O (3 mL) was added LiOH (6 mg; 0.14 mmol). The solution was stirred at RT for 4 h, then acidified with excess 1M HCl (aq). The solution was extracted with EtOAc (2 x 5 mL). The combined organic extracts were  
15 washed with brine, dried (Na<sub>2</sub>SO<sub>4</sub>), and concentrated in vacuo. The crude product was purified by preparative HPLC using the same conditions as above to give title compound (6 mg; 68%) as a colorless film.

[M + H]<sup>+</sup> = 527.2

20

#### Example 556



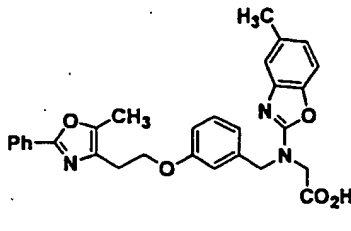
25

Title compound was synthesized using the same sequence as Example 555 compound from Example 555 Part B compound. Acylation with 4-methyl chloroformate (67% after HPLC purification) followed by LiOH hydrolysis

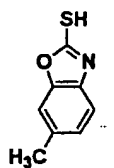
furnished title compound (5 mg; 57% after HPLC purification):  $[M + H]^+ = 511.4$

Example 557

5



A.

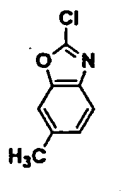


10

A solution of 2-amino-5-cresol (5.0 g; 40 mmol),  
KOH (3.2 g; 57 mmol) was refluxed in EtOH (50 mL) and CS<sub>2</sub>  
(40 mL) for 8 h, after which the reaction mixture was  
15 concentrated in vacuo. The residue was partitioned  
between aq 1M HCl (100 mL) and EtOAc (200 mL). The  
organic phase was washed with water (2 x 100 mL), dried  
(MgSO<sub>4</sub>) and concentrated in vacuo to give Part A compound  
(4.0 g; 60%) as a white powder.

20

B.

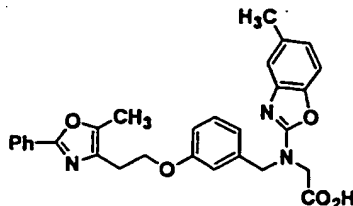


25

A solution of Part A compound (3.2 g; 19 mmol) and  
PCl<sub>5</sub> (3.75 g; 19 mmol) in toluene (150 mL) was heated at  
reflux for 2 h. The reaction mixture was washed  
successively with water and aqueous NaHCO<sub>3</sub>, then dried

(Na<sub>2</sub>SO<sub>4</sub>) and concentrated in vacuo to give Part B compound (4.0 g) as a crude oil. This material was used in the next step without further purification.

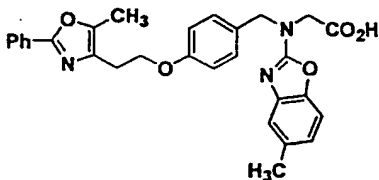
5 C.



A solution of the 1,3 benzyl glycine aminoester (150 mg; 0.39 mmol), Part B compound (100 mg; 0.59 mmol) and triethylamine (0.2 mL; 1.98 mmol) in THF (5 mL) was heated at 100°C in a sealed tube for 4 days. At this point LC/MS showed that all starting material had been consumed. Aqueous LiOH (0.5 mL of a 1 M solution) was added and the solution was stirred at RT for 5 h. The mixture was concentrated in vacuo to give an oil, which was purified by preparative HPLC (as for Example 495) to give the title compound (72 mg; 37%) as a solid.

20

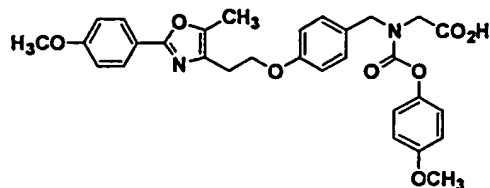
Example 558



25 A solution of the 1,4 benzyl glycine aminoester (50 mg; 0.13 mmol), Example 557 Part B compound (100 mg; 0.59 mmol) and triethylamine (0.2 mL; 1.98 mmol) in THF (5 mL) was heated at 100°C in a sealed tube for 4 days. At this point LC/MS showed that all starting material had been consumed. Aqueous LiOH (0.5 mL of a 1 M solution) was

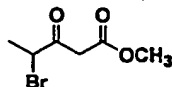
added and the solution was stirred at RT for 5 h. The mixture was concentrated in vacuo to give an oil, which was purified by preparative HPLC (as for Example 495) to give the title compound (26 mg; 40%) as a solid.

5

Example 559

10

A.

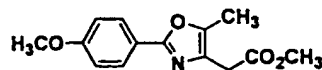


To a solution of methyl propionylacetate (4.6 g, 35 mmol) in  $\text{CHCl}_3$  (40 mL) was added dropwise a solution of  $\text{Br}_2$  (5.6 g; 35 mmol) in  $\text{CHCl}_3$  (10 mL) and the resulting mixture was stirred at  $0^\circ\text{C}$  for 0.5 h. The reaction was allowed to warm to RT and then air was bubbled into the mixture for 1 h. Volatiles were then removed in vacuo to yield an oily residue, which was partitioned between EtOAc (100 mL) and saturated aqueous  $\text{NaHCO}_3$ . The organic phase was washed with brine, dried ( $\text{MgSO}_4$ ) and concentrated in vacuo to provide crude Part A compound (7.4 g, >95% yield; >90% purity) as an oil which was used in the next reaction without further purification.

20

25

B.



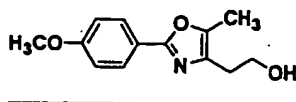
30

A mixture of Part A compound (1.5 g, 7.2 mmol) and 4-methoxybenzamide (1.0 g, 6.6 mmol) was heated at  $100^\circ\text{C}$  for 2.5 h. The reaction mixture was chromatographed

(SiO<sub>2</sub>; 5% acetone/CH<sub>2</sub>Cl<sub>2</sub>) to yield Part B compound (0.57 g, 33%).

C.

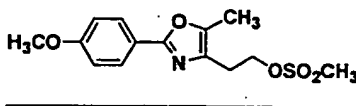
5



To a solution of the ester (0.57 g, 2.3 mmol) in THF (10 mL) was added LiAlH<sub>4</sub> (2.5 mL of a 1 M solution in THF, 2.5 mmol) dropwise over 10 min and the reaction was stirred at RT for 0.5 h. The reaction was quenched by adding a few drops of water and then partitioned between EtOAc (50 mL) and brine (10 mL). The organic phase was dried (MgSO<sub>4</sub>) and concentrated in vacuo to give Part C (0.52 g, >95%) as an oil which was used in the following reaction without further purification.

D.

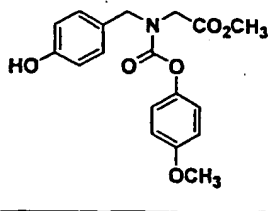
20



A mixture of Part C compound (0.52 g, 2.3 mmol), CH<sub>3</sub>SO<sub>2</sub>Cl (0.25 ml, 3.3 mmol) and Et<sub>3</sub>N (0.5 ml, 3.6 mmol) in CH<sub>2</sub>Cl<sub>2</sub> (10 mL) was stirred at RT for 12 h. Volatiles were removed in vacuo, and the residue was chromatographed (SiO<sub>2</sub>; 4% acetone/CH<sub>2</sub>Cl<sub>2</sub>) to provide Part D compound (0.61 g, 85% for 2 steps) as a colorless oil.

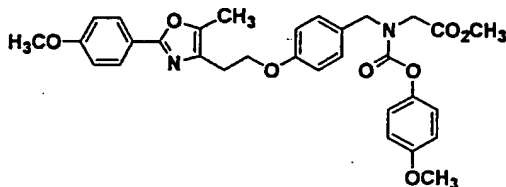
E.

30



To a mixture of crude Example 541 Part C compound (synthesized using 4-hydroxybenzaldehyde [2.0 g; 16 mmol] and glycine methyl ester hydrochloride [2.3 g; 18 mmol]) in dioxane:H<sub>2</sub>O (100 mL of a 1:1 mixture) were successively  
 5 added NaHCO<sub>3</sub> (2.5 g; 30 mmol; in one portion) and 4-methoxyphenyl chloroformate (2.0 mL; 14 mmol) dropwise. The reaction was stirred at RT for 12 h and then extracted with EtOAc (4 x 150 mL). The combined organic extracts were dried (MgSO<sub>4</sub>) and concentrated in vacuo.  
 10 The residue was chromatographed (SiO<sub>2</sub>; 3% acetone/CH<sub>2</sub>Cl<sub>2</sub>) to provide Part E compound (2.4 g; 44%) as a colorless oil.

F.

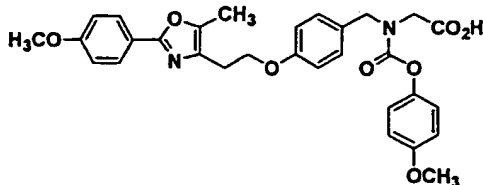


15

A mixture of Part E compound (86 mg, 0.25 mmol), Part D compound (60 mg, 0.20 mmol) and K<sub>2</sub>CO<sub>3</sub> (50 mg, 3.7  
 20 mmol) in DMF (3 mL) was heated at 80°C for 12 h. The reaction was cooled to RT and filtered. Volatiles were removed in vacuo and the residue was chromatographed (SiO<sub>2</sub>; 7:3 hexane:EtOAc) to provide title compound (41 mg; 36%) as a colorless oil.

25

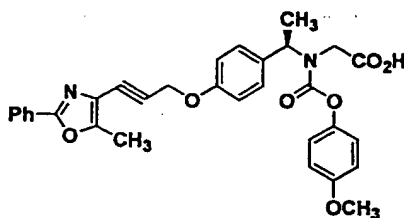
G.



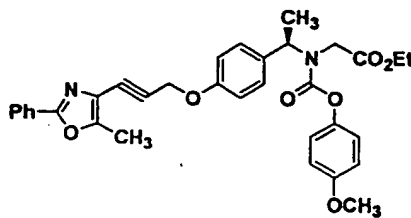
A solution of Part F compound (41 mg, 0.071 mmol) and LiOH.H<sub>2</sub>O (34 mg; 0.8 mmol) in THF-H<sub>2</sub>O (2 mL of a 2:1 mixture) was stirred at RT for 2 h. The reaction mixture was acidified to pH ~ 2 with 1 M aqueous HCl, then was  
 5 extracted with EtOAc. The combined organic extracts were concentrated in vacuo and the residue was purified by preparative HPLC (YMC S5 ODS 30 x 250 mm column; flow rate = 25 mL/min; 30 min continuous gradient from 50% A:50% B to 100% B, where solvent A = 90:10:0.1  
 10 H<sub>2</sub>O:MeOH:TFA and solvent B = 90:10:0.1 MeOH:H<sub>2</sub>O:TFA) to provide title compound (17 mg, 40%) as a colorless oil. [M + H]<sup>+</sup> = 547.23

Example 560

15

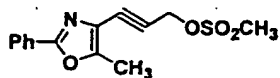


A.



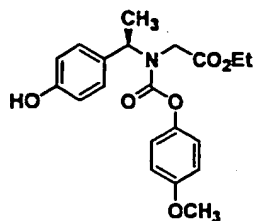
20

A mixture of the mesylate (18 mg; 0.061 mmol)



25 the ester,

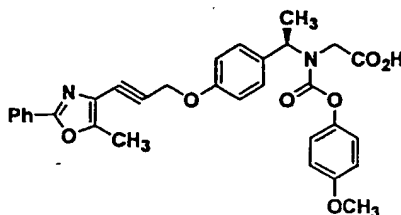




[described in the synthesis of Example 503 Part B compound (50 mg; 0.13 mmol)],  $K_2CO_3$  (17 mg; 0.34 mmol) in  $CH_3CN$  (1 mL) were heated at 70°C for 24 h. Additional  $K_2CO_3$  (30 mg) and  $CH_3CN$  (1 mL) were added and the mixture was heated at 75°C for another 48 h. The reaction was cooled to RT, EtOAc was added, and the mixture was washed with aq 1M NaOH and brine. The organic phase was dried ( $Na_2SO_4$ ) and concentrated in vacuo to give the crude product. This was purified by preparative HPLC (YMC S5 ODS 50 x 75 mm column; continuous gradient from 70:30 B:A to 100% B, where A = 90:10:0.1  $H_2O$ :MeOH:TFA and B = 90:10:0.1 MeOH: $H_2O$ :TFA) to give Part A compound (13 mg; 35%) as a colorless oil.

15

B.



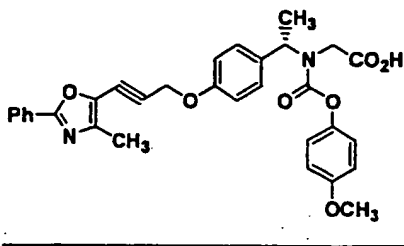
To a solution of Part A compound (12 mg; 0.021 mmol) in 2:1 THF: $H_2O$  (1.5 mL) was added LiOH (8 mg; 0.19 mmol). The solution was stirred at RT for 24 h, then acidified with excess 1M HCl (aq). The solution was extracted with EtOAc (2 x 5 mL). The combined organic extracts were washed with brine, dried ( $Na_2SO_4$ ), and concentrated in vacuo. The crude product was purified by

25

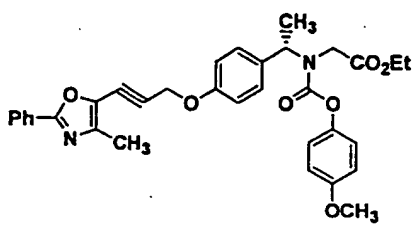
preparative HPLC using the same conditions as above to give title compound (6.4 mg) as a colorless film.

$[M + H]^+ = 541.3$

5

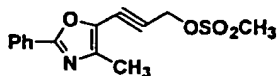
Example 561

A.



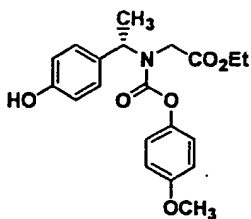
10

A mixture of the mesylate (18 mg; 0061 mmol)



15

the phenol (50 mg; 0.13 mmol)

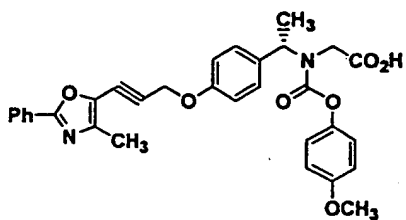


20

$K_2CO_3$  (17 mg; 0.34 mmol) in  $CH_3CN$  (1 mL) were heated at  $70^\circ C$  for 24 h. Additional  $K_2CO_3$  (30 mg) and  $CH_3CN$  (1 mL) were added and the mixture was heated at  $75^\circ C$  for another 48 h. The reaction was cooled to RT, EtOAc was added, and the mixture was washed with aq 1M NaOH and brine.

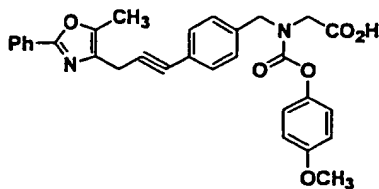
The organic phase was dried ( $\text{Na}_2\text{SO}_4$ ) and concentrated in vacuo to give the crude product. This was purified by preparative HPLC (YMC 55 ODS 50 x 75 mm column; continuous gradient from 70:30 B:A to 100% B, where A =  
 5 90:10:0.1  $\text{H}_2\text{O}$ :MeOH:TFA and B = 90:10:0.1 MeOH: $\text{H}_2\text{O}$ :TFA) to give Part A compound (13 mg; 35%) as a colorless oil.

B.



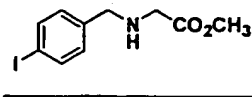
10

To a solution of Part A compound (12 mg; 0.021 mmol) in 2:1 THF: $\text{H}_2\text{O}$  (1.5 mL) was added LiOH (8 mg; 0.19 mmol). The solution was stirred at RT for 24 h, then acidified  
 15 with excess 1M HCl (aq). The solution was extracted with EtOAc (2 x 5 mL). The combined organic extracts were washed with brine, dried ( $\text{Na}_2\text{SO}_4$ ), and concentrated in vacuo. The crude product was purified by preparative HPLC using the same conditions as above to give title  
 20 compound.  $[\text{M} + \text{H}]^+ = 541.3$

Example 562

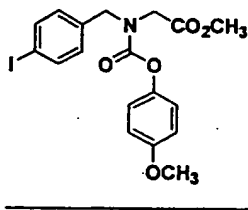
25

A.



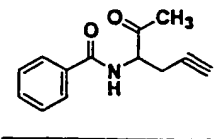
A solution of 4-iodobenzaldehyde (1.0 g; 4.31 mmol) and glycine methyl ester hydrochloride (0.65 g; 5.17 mmol) and Et<sub>3</sub>N (0.50 g; 4.95 mmol) in MeOH (15 mL) was stirred at RT for 4 h. The mixture was cooled to 0°C and a solution of NaBH<sub>4</sub> (230 mg; 6.0 mmol) in MeOH was added portionwise. The mixture was allowed to warm to RT and stirred overnight at RT. Volatiles were removed in vacuo (without heating) and the residue was partitioned between aq NaHCO<sub>3</sub> and EtOAc. The aqueous phase was extracted with EtOAc (3x). The combined organic extracts were dried (Na<sub>2</sub>SO<sub>4</sub>) and concentrated in vacuo to give Part A compound as an oil. This material was used in the next step without further purification.

15 B.



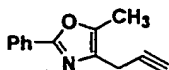
To a solution of the crude Part A compound and Et<sub>3</sub>N (0.80 g; 8.00 mmol) in CH<sub>2</sub>Cl<sub>2</sub> was added a solution of 4-methoxyphenyl chloroformate (0.93 g; 5.00 mmol) in CH<sub>2</sub>Cl<sub>2</sub>. The reaction mixture was stirred at RT overnight, then partitioned between saturated aq NaHCO<sub>3</sub> and EtOAc. The aqueous phase was extracted with EtOAc (2x); the combined organic extracts were dried (Na<sub>2</sub>SO<sub>4</sub>) and concentrated in vacuo to give a residue, which was chromatographed (SiO<sub>2</sub>; hex:EtOAc 3:1) to give Part B compound (1.2 g; 61%) as an oil.

30 C.



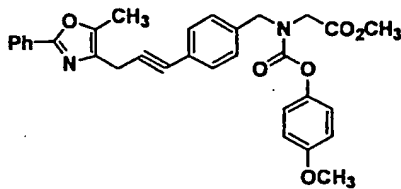
To a 0°C solution of DL-propargyl glycine (3.0 g; 26.5 mmol) in pyridine (20 mL; 247 mmol) was added dropwise benzoyl chloride (3.73 g; 26.5 mmol). The solution was allowed to warm to RT and stirred at RT for 1 h. Acetic anhydride (10 mL) was added and the mixture was stirred at 90°C for 2 h. The reaction mixture was diluted with H<sub>2</sub>O (35 mL) and extracted with EtOAc (3x); the combined organic extracts were washed with aqueous 1N HCl, H<sub>2</sub>O, aqueous NaHCO<sub>3</sub>, and finally water. The organic phase was dried (Na<sub>2</sub>SO<sub>4</sub>) and concentrated in vacuo. The crude product was chromatographed (SiO<sub>2</sub>; stepwise gradient from 5:1 to 3:1 hex:EtOAc) to give Part C compound (1.0 g; 17%) as an orange solid.

15 D.



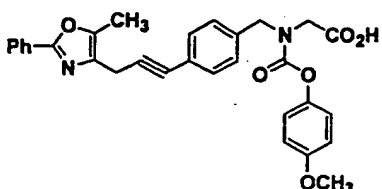
A solution of Part C compound (1.0 g; 4.65 mmol), trifluoroacetic anhydride (3 mL) and TFA (3 mL) in a sealed tube was heated at 40°C for 8 h. Volatiles were removed in vacuo and the residue was dissolved in EtOAc (50 mL). The solution was washed repeatedly with saturated aq NaHCO<sub>3</sub> (until all acid had been removed from the organic phase), then brine, dried (Na<sub>2</sub>SO<sub>4</sub>) and concentrated in vacuo. The residue was chromatographed (SiO<sub>2</sub>; 6:1 hex:EtOAc) to give Part D compound (800 mg; 87%; >98% pure by HPLC) as an oil.

30 E.



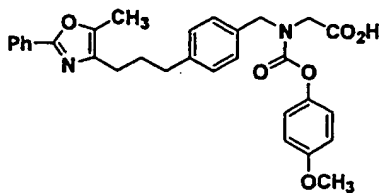
A mixture of Part D compound (100 mg; 0.507 mmol), Part B compound (254 mg; 0.558 mmol), CuI (2 mg; 0.01 mmol) and  $(\text{Ph}_3\text{P})_2\text{PdCl}_2$  (4 mg; 0.005 mmol) in diethylamine (2 mL) was stirred at RT for 3h under  $\text{N}_2$ . At this point  
5 HPLC/MS showed that all starting material had been consumed and the presence of a peak which corresponded to the desired product. The reaction mixture was filtered and the filtrate was concentrated in vacuo. The residue was chromatographed ( $\text{SiO}_2$ ; stepwise gradient from 5:1 to  
10 2:1 hex:EtOAc) to provide Part E compound (200 mg; 75%) as an oil.

F.



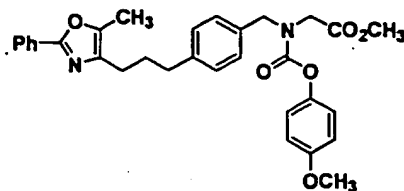
15

A solution of Part E compound (20 mg; 0.038 mol) in HOAc/conc HCl (1 mL of a 10:1 solution) was stirred at 45°C overnight. Volatiles were removed in vacuo and the  
20 residue was purified by preparative HPLC (YMC S5 ODS reverse phase column; 30 x 250 mm; flow rate = 25 mL/min; 30 min continuous gradient from 50:50 A:B to 100% B, where solvent A = 90:10:0.1  $\text{H}_2\text{O}:\text{MeOH}:\text{TFA}$  and solvent B = 90:10:0.1  $\text{MeOH}:\text{H}_2\text{O}:\text{TFA}$ ) to give the title compound (6.8  
25 mg; 35%) as a lyophilate.  $[\text{M} + \text{H}]^+ = 511.2$

Example 563

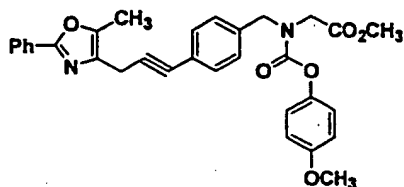
30

A.



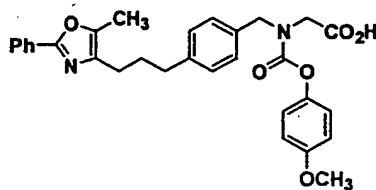
5

A solution of Example 562 Part E compound



(38 mg; 0.072 mmol) in MeOH (5 mL) was stirred under an atmosphere of H<sub>2</sub> in the presence of 10% Pd/C catalyst (10 mg) at RT for 2 h. The catalyst was filtered off and the filtrate was concentrated in vacuo to give Part A compound (35 mg; 92%) as an oil.

B.

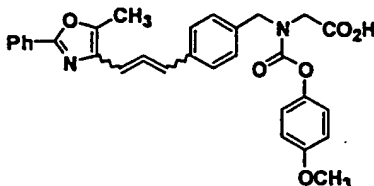


15

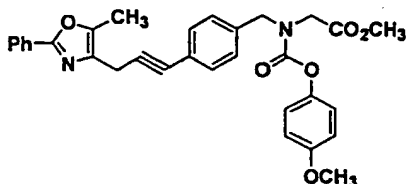
A solution of Part A compound (35 mg; 0.066 mmol) in aqueous LiOH (1 mL of a 1M solution) and THF (5 mL) was stirred at RT for 2h. The reaction was acidified to pH 3 with excess aqueous 1M HCl and extracted with EtOAc (2 x 5 mL). The combined organic extracts were dried (Na<sub>2</sub>SO<sub>4</sub>) and concentrated in vacuo. The residue was purified by preparative HPLC (YMC S5 ODS reverse phase column; 30 x 250 mm; flow rate = 25 mL/min; 30 min continuous gradient from 50:50 A:B to 100% B, where solvent A = 90:10:0.1 H<sub>2</sub>O:MeOH:TFA and solvent B =

90:10:0.1 MeOH:H<sub>2</sub>O:TFA) to give, after lyophilization from dioxane, the title compound (31 mg; 87%) as a white solid.  $[M + H]^+ = 515.9$

5

Example 564

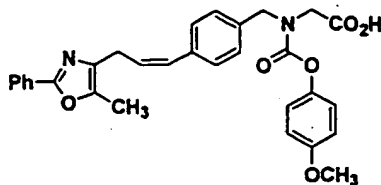
10 A solution of Example 562 Part E compound



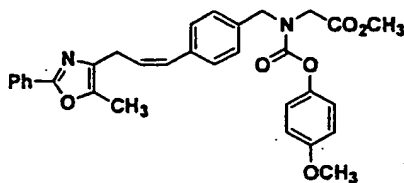
(20 mg; 0.038 mmol) and aqueous LiOH (1 mL of a 1 M solution; 1 mmol) in THF (2 mL) was stirred at RT for 2  
 15 h. The reaction mixture was acidified with excess aqueous 1 M HCl and extracted with EtOAc. The combined organic extracts were concentrated in vacuo. The residue was purified by preparative HPLC ((YMC S5 ODS reverse phase column; 30 x 250 mm; flow rate = 25 mL/min; 30 min  
 20 continuous gradient from 50:50 A:B to 100% B, where solvent A = 90:10:0.1 H<sub>2</sub>O:MeOH:TFA and solvent B = 90:10:0.1 MeOH:H<sub>2</sub>O:TFA) to give (9 mg; 46%) as a white solid.  $[M + H]^+ = 511.2$



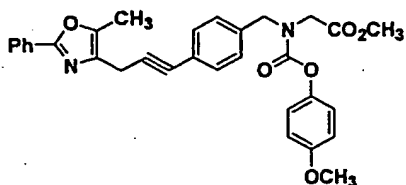
## Example 565



5 A.

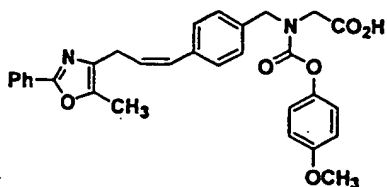


A mixture of Example 562 Part E compound

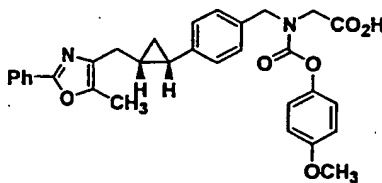


- 10 (80 mg; 0.15 mmol), quinoline (2  $\mu$ L; 0.01 mmol) and Lindlar's catalyst (7 mg; 5% Pd/CaCO<sub>3</sub>) in toluene (2 mL) was stirred under an atmosphere of H<sub>2</sub> for 2 h. More Lindlar's catalyst (20 mg) was then added and stirring was continued under H<sub>2</sub> for another 2 h, after which the
- 15 reaction was complete by analytical HPLC. The reaction mixture was filtered (Celite®) and the filtrate was concentrated in vacuo. The residue was chromatographed (SiO<sub>2</sub>; stepwise gradient from 3:1 to 2:1 hexane:EtOAc) to give Part A compound.

B.

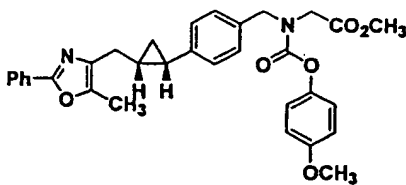


- A solution of Part A compound and aqueous LiOH (1 mL of a 1 M solution; 1 mmol) in THF was stirred at RT overnight. The reaction mixture was acidified with excess aqueous 1 M HCl and extracted with EtOAc (2x). The combined organic extracts were concentrated in vacuo. The residue was purified by preparative HPLC (as for Example 495) to give the title compound (14 mg; 18%) as a white solid.  $[M + H]^+ = 513.3$

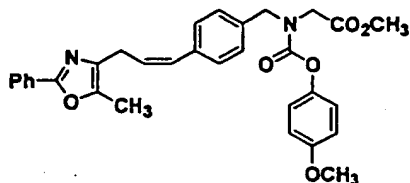
Example 566 (racemic)

15

A.



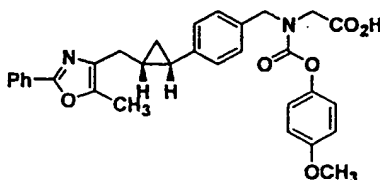
To a 0°C solution of Example 565 Part A compound



(60 mg; 0.11 mmol) in DCE (3 mL) was added dropwise  
 diethylzinc (43  $\mu$ L; 0.29 mmol). The solution was stirred  
 5 at 0°C for 10 min and iodochloromethane (244  $\mu$ L; 0.57  
 mmol) was then added. The reaction was allowed to warm  
 to RT and stirred at RT for 3 h, then was cautiously  
 quenched by addition of aqueous HCl (1 mL of a 1 M  
 solution). The aqueous layer was extracted with EtOAc  
 10 (2x); the combined organic extracts were dried ( $\text{Na}_2\text{SO}_4$ )  
 and concentrated in vacuo. The residue was  
 chromatographed ( $\text{SiO}_2$ ; stepwise gradient from 3:1 to 2:1  
 hexane:EtOAc) to give crude Part A compound, which was  
 used in the next step without further purification.

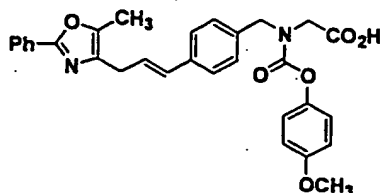
15

B.



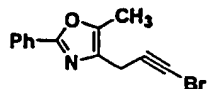
A solution of crude Part A compound and aqueous  
 20 LiOH (1 mL of a 1 M solution; 1 mmol) in THF was stirred  
 at RT overnight. The reaction mixture was acidified with  
 excess aqueous 1 M HCl and extracted with EtOAc. The  
 combined organic extracts were concentrated in vacuo.  
 The residue was purified by preparative HPLC (conditions)  
 25 to give the title compound (7 mg; 12% over 2 steps) as a  
 white solid.  $[\text{M} + \text{H}]^+ = 527.2$ .

## Example 567



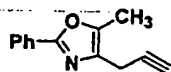
5

A.



A mixture of Example 562 Part D compound

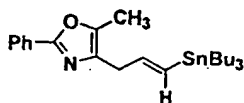
10



(300 mg; 1.52 mmol), N-bromo-succinimide (297 mg; 1.67 mmol) and  $\text{AgNO}_3$  (28 mg; 0.19 mmol) in acetone (2 mL) was stirred at RT for 30 min. The mixture was filtered and the filtrate was concentrated in vacuo. The residue was chromatographed ( $\text{SiO}_2$ ; hexane:EtOAc 5:1) to give Part A compound (320 mg; 76%) as yellow crystals.

15

B.

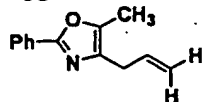


20

To a solution of Part A compound (320 mg; 1.2 mmol),  $\text{Ph}_3\text{P}$  (13 mg; 0.05 mmol) and Tris(dibenzylideneacetone)dipalladium(0) (5 mg; 0.006 mmol) in THF (1 mL) was added  $\text{Bu}_3\text{SnH}$  (700  $\mu\text{L}$ ; 2.5 mmol) dropwise under an atmosphere of  $\text{N}_2$ . The mixture was stirred at RT for 2 h, then was quenched by addition of aqueous KF (7 mL of a 1 M solution). The mixture was stirred vigorously overnight, then extracted with EtOAc (2x). The combined organic extracts were washed with  $\text{H}_2\text{O}$ , dried ( $\text{Na}_2\text{SO}_4$ ) and

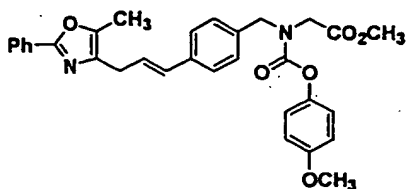
30

concentrated in vacuo. The residual oil was chromatographed (SiO<sub>2</sub>; hexane:EtOAc 3:1) to give Part B compound (200 mg; 35%) as an oil. In addition, the byproduct vinyl compound

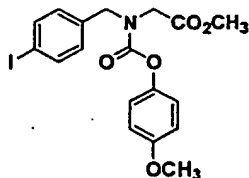


(100 mg; 43%) was also obtained.

C.



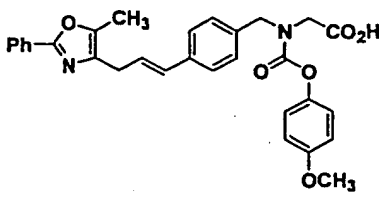
A solution of Part B compound (100 mg; 0.020 mmol) and Example 562 Part B compound



(100 mg; 0.22 mmol) and (Ph<sub>3</sub>P)<sub>4</sub>Pd<sup>0</sup> (3 mg; 0.002 mmol) in toluene was heated at 100°C overnight under an atmosphere of N<sub>2</sub>. Volatiles were removed in vacuo and the residue was chromatographed (SiO<sub>2</sub>; stepwise gradient from 3:1 to 2:1 hexane:EtOAc) to give Part C compound.

20

D.



A solution of crude Part C compound (in aqueous LiOH (1 mL of a 1M solution) and THF (5 mL) was stirred

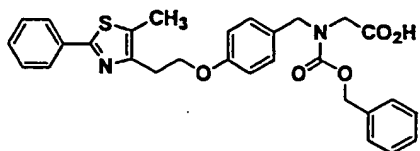
at RT overnight. The reaction was acidified to pH 3 with excess aqueous 1 M HCl and extracted with EtOAc (2 x 5 mL). The combined organic extracts were dried (Na<sub>2</sub>SO<sub>4</sub>) and concentrated in vacuo. The residue was purified by preparative HPLC (YMC S5 ODS reverse phase column; 30 x 250 mm; flow rate = 25 mL/min; 30 min continuous gradient from 50:50 A:B to 100% B, where solvent A = 90:10:0.1 H<sub>2</sub>O:MeOH:TFA and solvent B = 90:10:0.1 MeOH:H<sub>2</sub>O:TFA) to give, after lyophilization from dioxane, title compound (23 mg; 20%) as a white solid. [M + H]<sup>+</sup> = 513.3

### Examples 568 to 572

Following the procedures set out hereinbefore and in the working Examples, the following compounds were prepared.

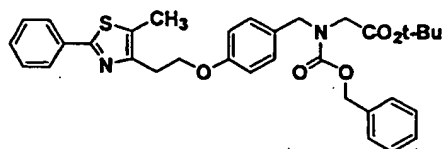
Example No.	Structure	[M+H] <sup>+</sup>
568		511.2
569		515.9
570		511.2
571		513.2
572		513.3

## Example 573



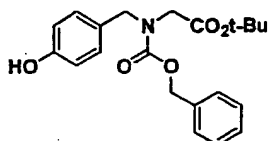
5

A.



10

To a mixture of the amino-ester (27 mg; 0.073 mmol)

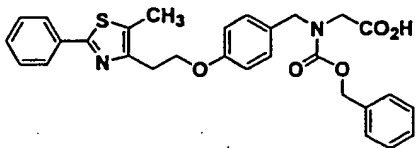


15

5-methyl-2-phenyl-thiazol-4-yl-ethanol (25 mg; 0.11 mmol; Maybridge) resin-bound  $\text{Ph}_3\text{P}$  (27 mg; 0.081 mmol) in  $\text{CH}_2\text{Cl}_2$  (0.5 mL) was added DEAD (20  $\mu\text{L}$ ; 0.13 mmol). The reaction was stirred at RT for 6 h, then was filtered. The filtrate was concentrated in vacuo and the residue was purified by preparative HPLC (YMC S5 ODS 30 x 100 mm column; flow rate = 50 mL/min; continuous gradient from 30:70 B:A to 100% B, where solvent A = 90:10:0.1  $\text{H}_2\text{O}:\text{MeOH}:\text{TFA}$  and solvent B = 90:10:0.1  $\text{MeOH}:\text{H}_2\text{O}:\text{TFA}$ ) to furnish Part A compound.

20

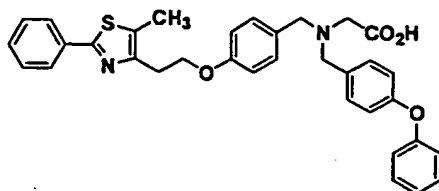
B.



25

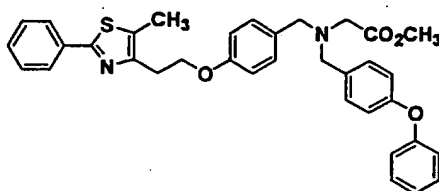
A solution of Part A compound in TFA (1 mL) was stirred at RT overnight, then was concentrated in vacuo to furnish title compound (11 mg; 26%) as a brown oil (94% purity by analytical HPLC).  $[M + H]^+ = 517.2$

5

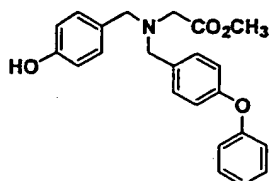
Example 574

10

A.



To a mixture of the amino-ester (31 mg; 0.082 mmol)



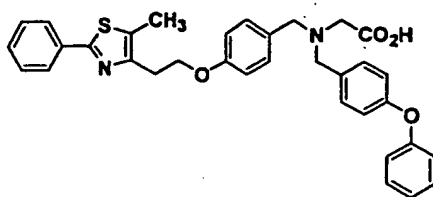
15

5-methyl-2-phenyl-thiazol-4-yl-ethanol (25 mg; 0.11 mmol; Maybridge) resin-bound Ph<sub>3</sub>P (32 mg; 0.096 mmol) in CH<sub>2</sub>Cl<sub>2</sub> (0.5 mL) was added DEAD (20 μL; 0.13 mmol). The reaction was stirred at RT for 6 h, then was filtered. The filtrate was concentrated in vacuo to give crude Part A compound.

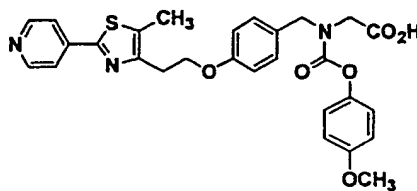
20



B.

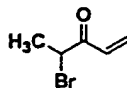


5           A solution of crude Part A compound and LiOH.H<sub>2</sub>O  
 (20 mg; 0.48 mmol) in THF:MeOH:H<sub>2</sub>O (1 mL of a 3:1:1  
 mixture) was stirred at RT overnight. The reaction was  
 acidified to pH ~4 with aqueous 1N HCl, then was  
 extracted with EtOAc (2x). The combined organic extracts  
 10 were concentrated in vacuo and the residue was purified  
 by preparative HPLC (YMC S5 ODS 30 x 100 mm column; flow  
 rate = 50 mL/min; 10 min continuous gradient from 30:70  
 B:A to 100% B, where solvent A = 90:10:0.1 H<sub>2</sub>O:MeOH:TFA  
 and solvent B = 90:10:0.1 MeOH:H<sub>2</sub>O:TFA) to furnish title  
 15 compound (16 mg; 34%) as a brown oil (95% purity by  
 analytical HPLC). [M + H]<sup>+</sup> = 565.2

Example 575

20

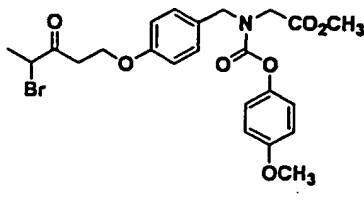
A.



25           To a solution of 2,4-dibromo-3-pentanone (Avocado  
 Chemicals, 19.6 g, 80 mmol) in CH<sub>2</sub>Cl<sub>2</sub> (50 mL) was added  
 dropwise Et<sub>3</sub>N (30 mL, 210 mmol) over 30 min; the resulting  
 solution was heated to reflux for 12 h. The reaction  
 mixture was cooled to RT, then was poured into ice and

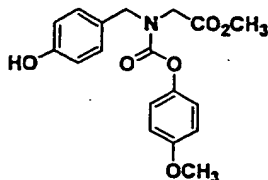
acidified with concentrated HCl. The organic phase was concentrated in vacuo to give an oil, which was fractionally distilled (b.p. = 42°-45°C at 13 mm Hg) to give Part A compound (6.0 g, 46%; with ~20% of the starting material) as an oil.

B.



10

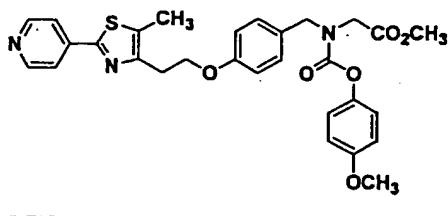
A mixture of Example 559 Part E compound (0.60 g, 1.7 mmol),



Part A compound (0.60 g, 3.7 mmol) and  $K_2CO_3$  (1.0 g, 7.3 mmol) in benzene (20 mL) was stirred at RT for 12 h. TLC at this point indicated that ~50% of the starting material had been consumed and that the reaction had stalled. The reaction mixture was filtered and the filtrate was concentrated in vacuo. The residue was chromatographed ( $SiO_2$ ; 3% acetone/ $CH_2Cl_2$ ) to provide Part B compound (0.41 g; 47%) as an oil.

25

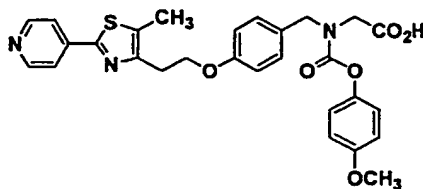
C.



A solution of Part B compound (40 mg, 0.080 mmol) and thioisonicotinamide (50 mg, 0.36 mmol) in toluene-EtOH (3 mL of a 1:1 mixture) was heated at 55°C for 12 h. The reaction was cooled to RT and volatiles were removed in vacuo. The crude product was purified by preparative HPLC (YMC S5 ODS 30 x 250 mm, continuous 30 min gradient from 30% B:70% A to 100% B at 30 min, where solvent A = 90:10:0.1 H<sub>2</sub>O:MeOH:TFA and solvent B = 90:10:0.1 MeOH:H<sub>2</sub>O:TFA) to give Part C compound (17; 39%) as an oil.

10

D.



15 A solution of Part C compound (17 mg, 0.031 mmol) and LiOH.H<sub>2</sub>O (40 mg, 1 mmol) in THF-H<sub>2</sub>O (3 mL of a 2:1 mixture) was stirred at RT for 2 h. The reaction mixture was acidified by addition of acetic acid and then partitioned between H<sub>2</sub>O (2 mL) and EtOAc (5 mL). The organic phase was dried (MgSO<sub>4</sub>) and concentrated in vacuo to provide the title compound (13.7 mg, 81%) as a white solid. [M + H]<sup>+</sup> = 534.2

20

Examples 576 to 580

Following the procedures set out hereinbefore and in the working Examples, the following compounds were prepared.

5

Example No.	Structure	[M+H] <sup>+</sup>
576		551.2; 553.2
577		547.2
578		531.2
579		535.2; 537.2
580		551.2; 553.2

Examples 581 and 582 were synthesized according to the general procedures described for Examples 313 and 314.

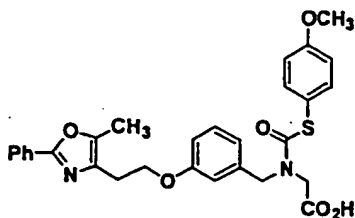
Example	Structure	[M+H] <sup>+</sup>
581		499.2
582		499.1

5

Examples 583 and 584 were synthesized according to the general methods described hereinbefore (e.g. for Example 139) using 4-methoxy thiophenol.

10

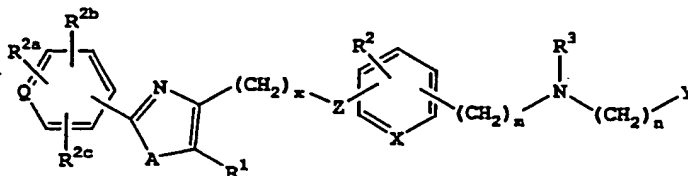
Example	Structure	[M+H] <sup>+</sup>
583		533.3
584		533.3

Example 584

- 5 <sup>1</sup>H NMR (CDCl<sub>3</sub>; 400 MHz): δ 2.42 (s, 3H), 3.04 (br s; 2H), 3.79 (s, 3H), 4.03 (br s, 2H), 4.25 (br s, 2H), 4.70 (br s, 2H), 6.8-7.0 (m, 5H), 7.15-7.30 (m, 1H), 7.35-7.50 (m, 5H), 7.95-8.05 (m, 2H); 8.95 (br s, 1H)

What is Claimed is:

1. A compound which has the structure



5

wherein x is 1, 2, 3 or 4; m is 1 or 2; n is 1 or 2;

Q is C or N;

A is O or S;

Z is O or a bond;

10  $R^1$  is H or lower alkyl;

X is CH or N;

$R^2$  is H, alkyl, alkoxy, halogen, amino or substituted amino;

15  $R^{2a}$ ,  $R^{2b}$  and  $R^{2c}$  are the same or different and are selected from H, alkyl, alkoxy, halogen, amino or substituted amino;

20  $R^3$  is H, alkyl, arylalkyl, aryloxy, alkyloxy, alkenyloxy, alkynyloxy, aryl, heteroaryl, alkyl(halo)aryloxy, cycloalkylaryloxy, cycloalkoxy, cycloheteroalkyl, heteroaryl, heteroarylalkyl, alkylcarbonyl, arylcarbonyl, heteroarylcarbonyl, heteroarylcarbonylamino, alkoxy, aryloxy, heteroaryloxy, heteroaryl-heteroarylcarbonyl, alkylsulfonyl, alkenylsulfonyl, heteroaryloxy, cycloheteroalkoxy, heteroarylalkyl, aminocarbonyl, substituted aminocarbonyl, 25 alkylaminocarbonyl, arylaminocarbonyl, heteroarylalkenyl, cycloheteroalkylheteroarylalkyl, hydroxyalkyl, alkoxy, alkoxyaryloxy, arylalkoxy, alkylaryloxy, arylheteroarylalkyl, arylalkylaryloxy, aryloxy, alkynyloxy,

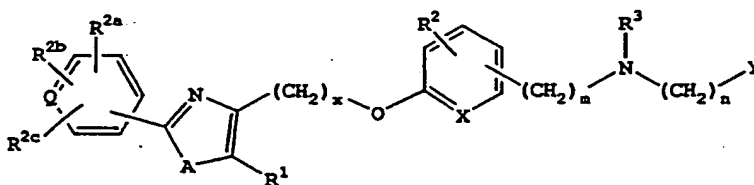
30

haloalkoxyaryloxycarbonyl, alkoxycarbonylaryloxycarbonyl,  
 aryloxyaryloxycarbonyl, arylsulfinylarylcarbonyl,  
 arylthioarylcarbonyl, alkoxycarbonylaryloxycarbonyl,  
 arylalkenyloxycarbonyl, heteroaryloxyarylalkyl,  
 5 aryloxyarylcarbonyl, aryloxyarylalkyloxycarbonyl,  
 arylalkenyloxycarbonyl, arylalkylcarbonyl,  
 aryloxyalkyloxycarbonyl arylalkylsulfonyl,  
 arylthiocarbonyl, arylalkenylsulfonyl,  
 heteroarylsulfonyl, arylsulfonyl, alkoxyarylalkyl,  
 10 heteroarylalkoxycarbonyl, arylheteroarylalkyl,  
 alkoxyarylcarbonyl, aryloxyheteroarylalkyl,  
 heteroarylalkyloxyarylalkyl, arylarylalkyl,  
 arylalkenylarylalkyl, arylalkoxyarylalkyl,  
 arylcarbonylarylalkyl, alkylaryloxyarylalkyl,  
 15 arylalkoxycarbonylheteroarylalkyl, heteroarylarylalkyl,  
 arylcarbonylheteroarylalkyl, heteroaryloxyarylalkyl,  
 arylalkenylheteroarylalkyl, arylaminoarylalkyl or  
 aminocarbonylarylarylalkyl;

Y is  $\text{CO}_2\text{R}^4$  (where  $\text{R}^4$  is H or alkyl, or a prodrug  
 20 ester) or Y is a C-linked 1-tetrazole, a phosphinic acid  
 of the structure  $\text{P}(\text{O})(\text{OR}^{4a})\text{R}^5$ , (where  $\text{R}^{4a}$  is H or a prodrug  
 ester,  $\text{R}^5$  is alkyl or aryl) or a phosphonic acid of the  
 structure  $\text{P}(\text{O})(\text{OR}^{4a})_2$ , (where  $\text{R}^{4a}$  is H or a prodrug ester);  
 including all stereoisomers thereof, prodrug  
 25 esters thereof, and pharmaceutically acceptable salts  
 thereof, with the proviso that where X is CH, A is O, Q  
 is C, Z is O and Y is  $\text{CO}_2\text{R}^4$ , then  $\text{R}^3$  is other than H or  
 alkyl containing 1 to 5 carbons in the normal chain.

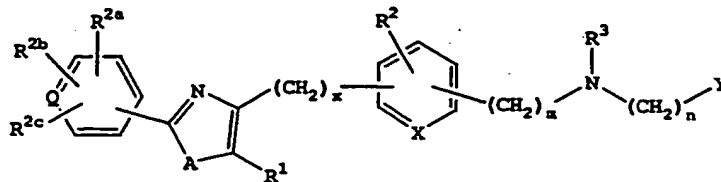
2. A compound having the structure

30

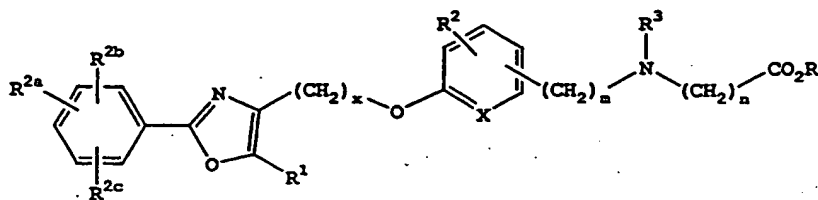


or



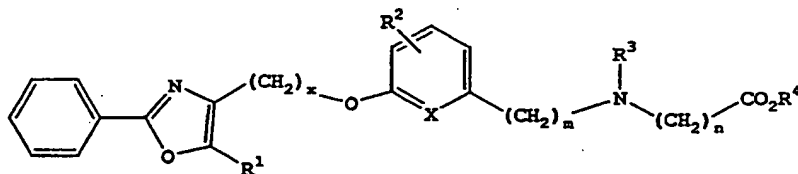


3. The compound as defined in Claim 1 having the structure



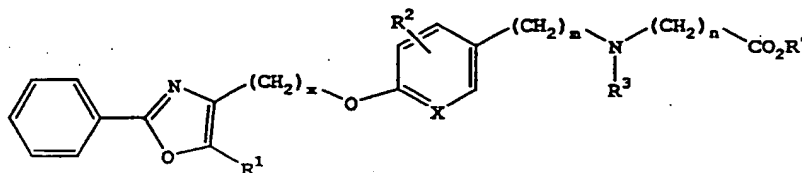
5

4. The compound as defined in Claim 1 having structure



OR

10



5. The compound as defined in Claim 1 wherein (CH<sub>2</sub>)<sub>x</sub> is alkylene, alkenylene, allenyl, or alkynylene.

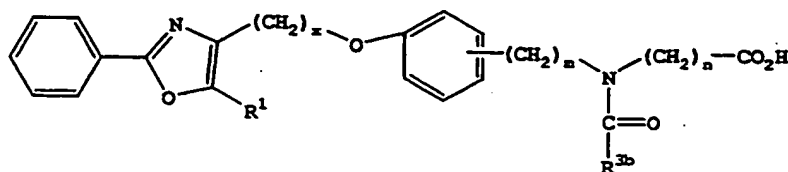
15

6. The compound as defined in Claim 4 wherein X is CH.

7. The compound as defined in Claim 4 wherein X is N.

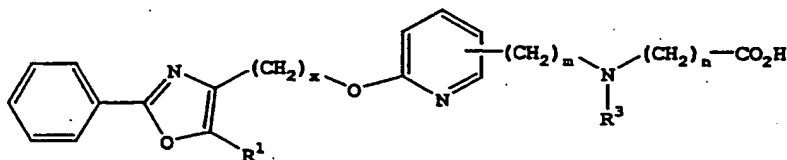
20

8. The compound as defined in Claim 1 having the structure



wherein  $R^1$  is alkyl,  $R^{3b}$  is arylalkylamino, aryl-  
 arylamino, arylamino, alkoxyarylamino, dialkoxyarylamino,  
 dihaloarylamino or alkylthioarylamino.

- 5           9. The compound as defined in Claim 1 having the  
 structure



- 10           10. The compound as defined in Claim 1 wherein  $R^{2a}$   
 is alkoxy or H,

$(CH_2)_x$  is  $CH_2$ ,  $(CH_2)_2$ ,  $(CH_2)_3$ , or  $\begin{array}{c} CH_3 \\ | \\ -C- \\ | \\ CH_3 \end{array}$ ,  $(CH_2)_m$  is  $CH_2$ , or

$\begin{array}{c} R_a \\ | \\ -CH- \end{array}$  (where  $R_a$  is alkyl or alkenyl),  $(CH_2)_n$  is  $CH_2$ ,  $R^1$   
 is lower alkyl, preferably  $-CH_3$ ,  $R^2$  is H,  $R^{2a}$  is H,  $R^4$  is  
 H, X is CH, and  $R^3$  is arylalkyloxycarbonyl,

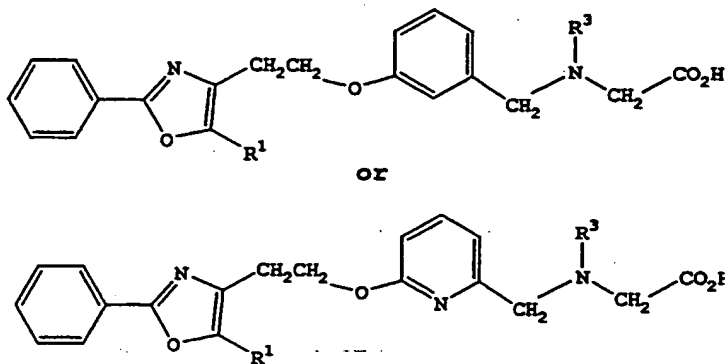
- 15 arylheteroarylalkyl, aryloxyarylalkyl, arylalkyl,  
 aryloxy carbonyl, haloaryl-oxycarbonyl,  
 alkoxyaryloxycarbonyl, alkylaryloxycarbonyl,  
 aryloxyaryloxycarbonyl, heteroaryloxyarylalkyl,  
 heteroaryloxycarbonyl, aryloxyarylcarbonyl,  
 20 arylalkenyloxycarbonyl, cycloalkylaryloxycarbonyl,  
 arylalkylarylcarbonyl, heteroaryl-heteroarylalkyl,  
 cycloalkyloxyaryloxycarbonyl, heteroaryl-  
 heteroarylcarbonyl, alkyloxyaryloxycarbonyl,  
 arylalkylsulfonyl, arylalkenylsulfonyl, alkoxyarylalkyl,  
 25 arylthiocarbonyl, cycloheteroalkylalkyloxycarbonyl,  
 cycloheteroalkyloxycarbonyl, or polyhaloalkylaryloxy-  
 carbonyl, which may be optionally substituted.

11. The compound as defined in Claim 5 wherein X  
 is CH.

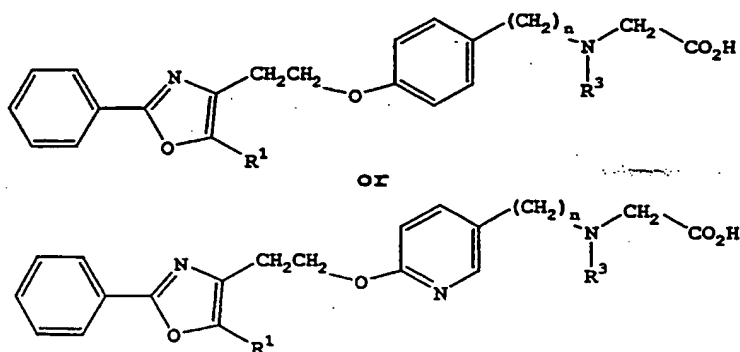
12. The compound as defined in Claim 5 wherein X is N.

13. The compound as defined in Claim 1 wherein x is 2, m is 1, and n is 1.

5 14. The compound as defined in Claim 1 having the structure

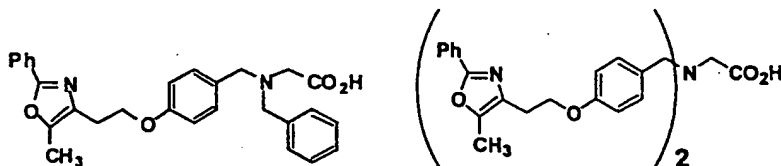


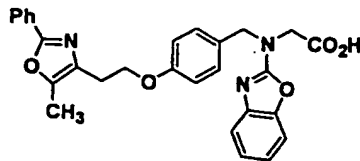
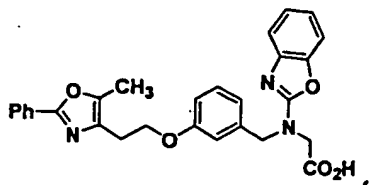
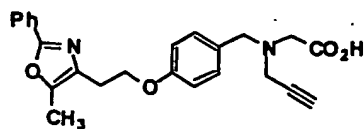
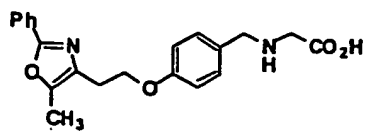
10 15. The compound as defined in Claim 1 having the structure



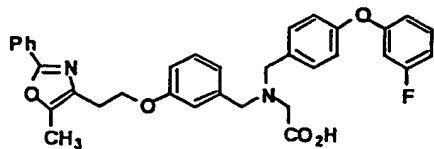
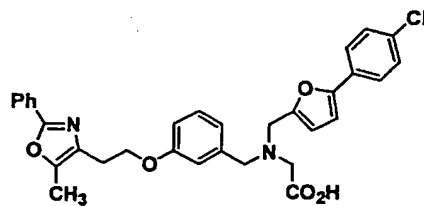
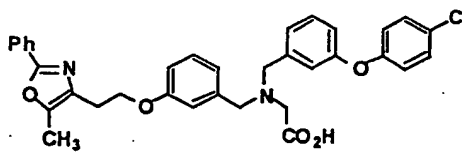
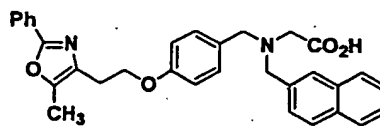
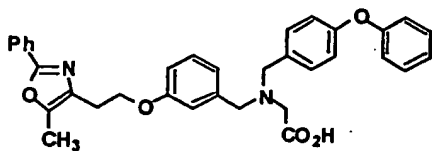
where  $(CH_2)_n$  is  $CH_2$  or  $\begin{array}{c} CH_3 \\ | \\ -CH- \end{array}$ .

15 16. The compound as defined in Claim 1 having the structure

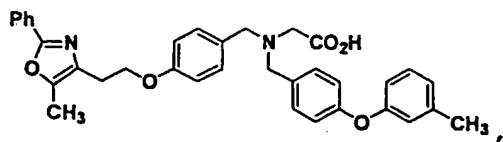


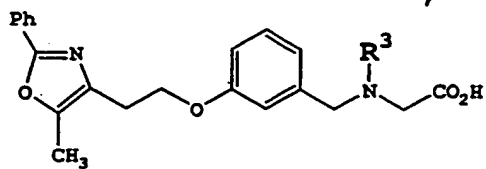
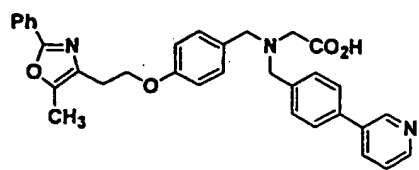


5



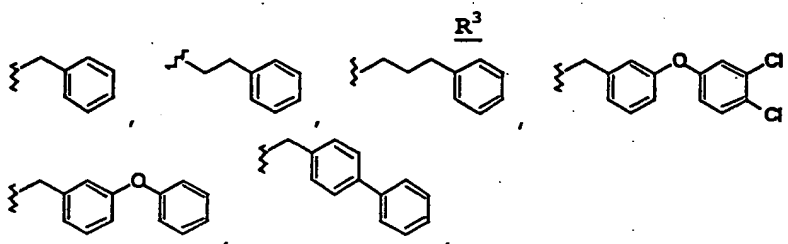
10



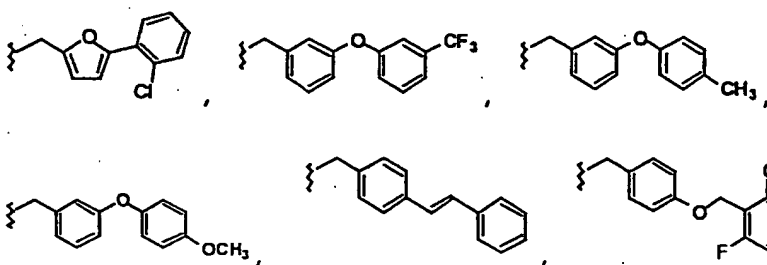


, where R<sup>3</sup> =

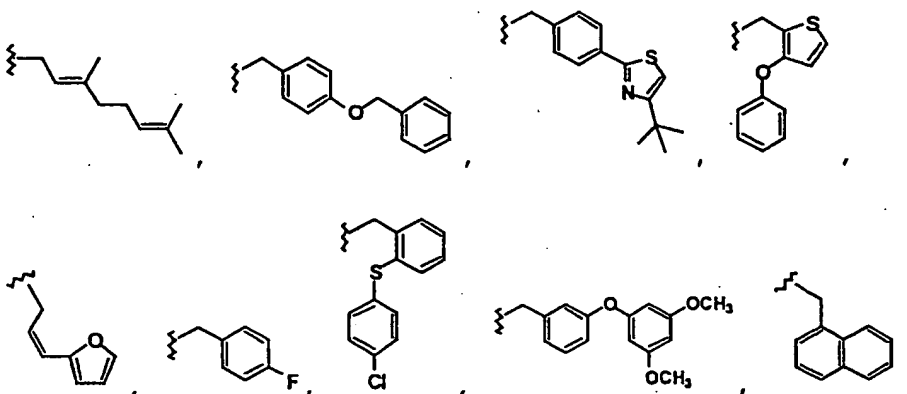
5

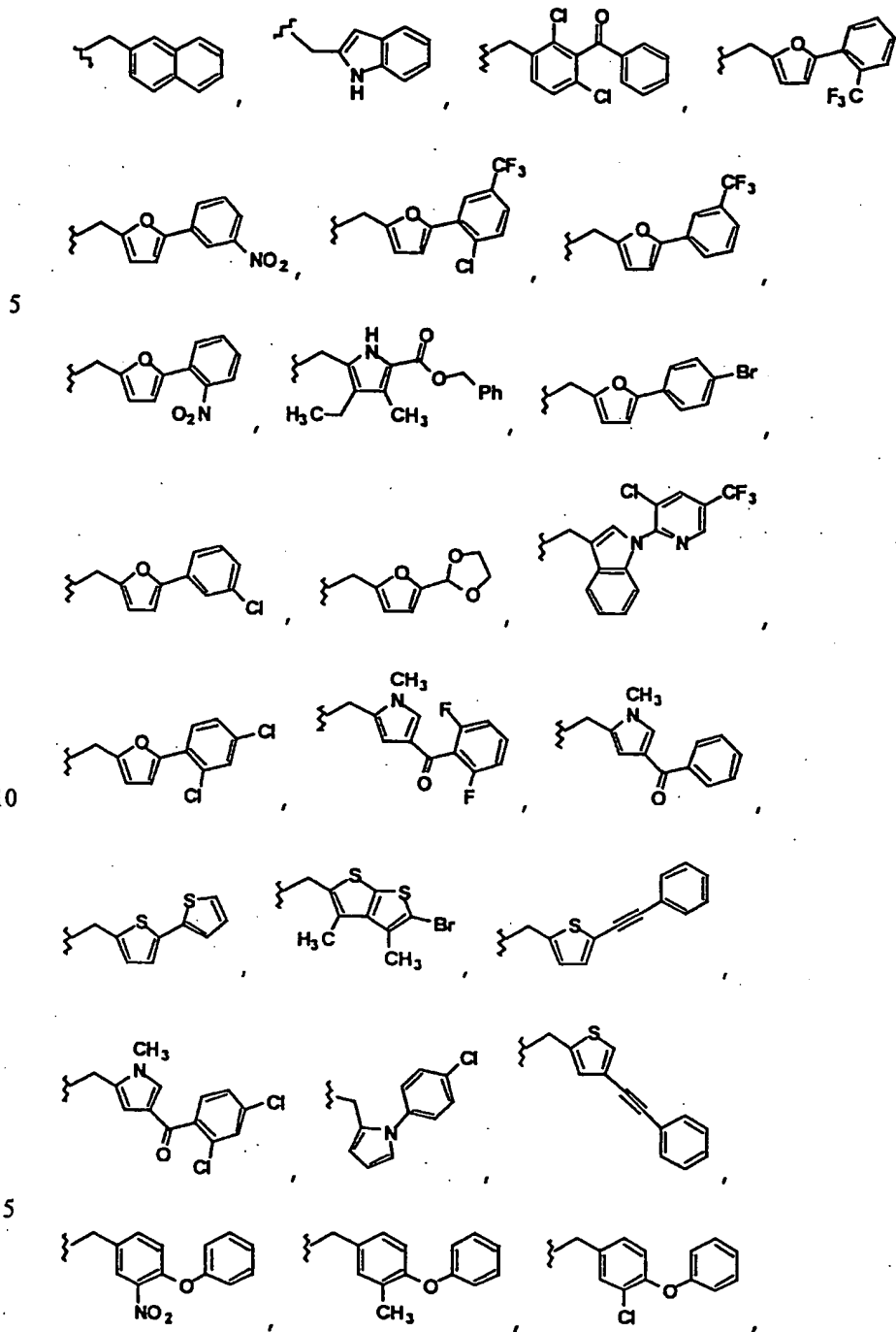


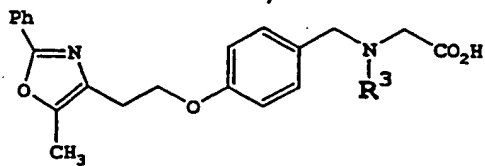
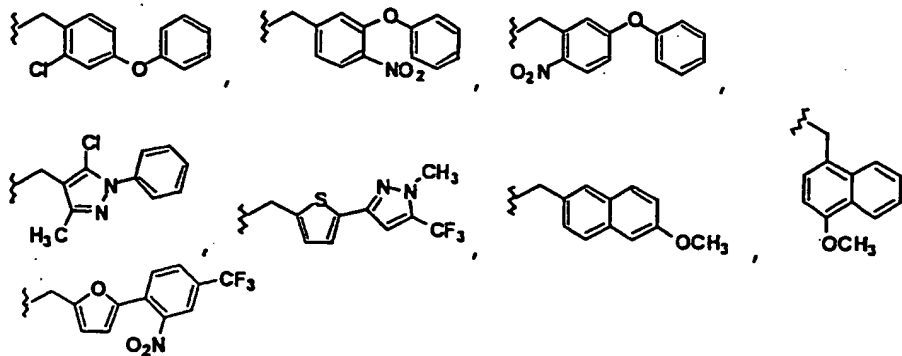
10



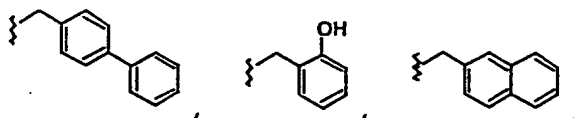
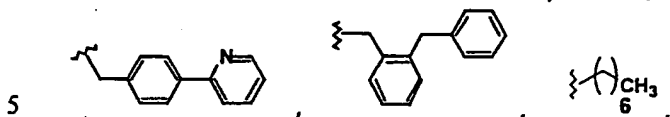
15



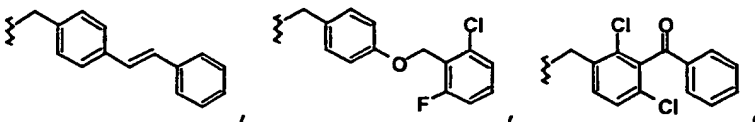
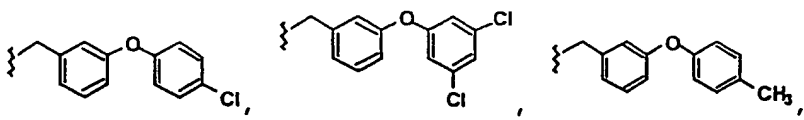
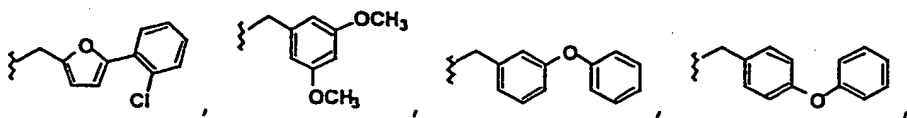




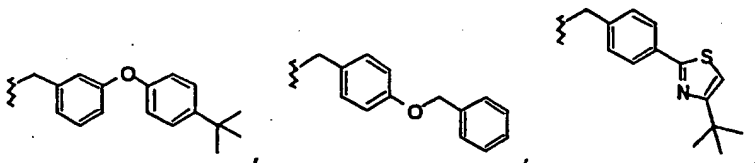
, where R<sup>3</sup> =

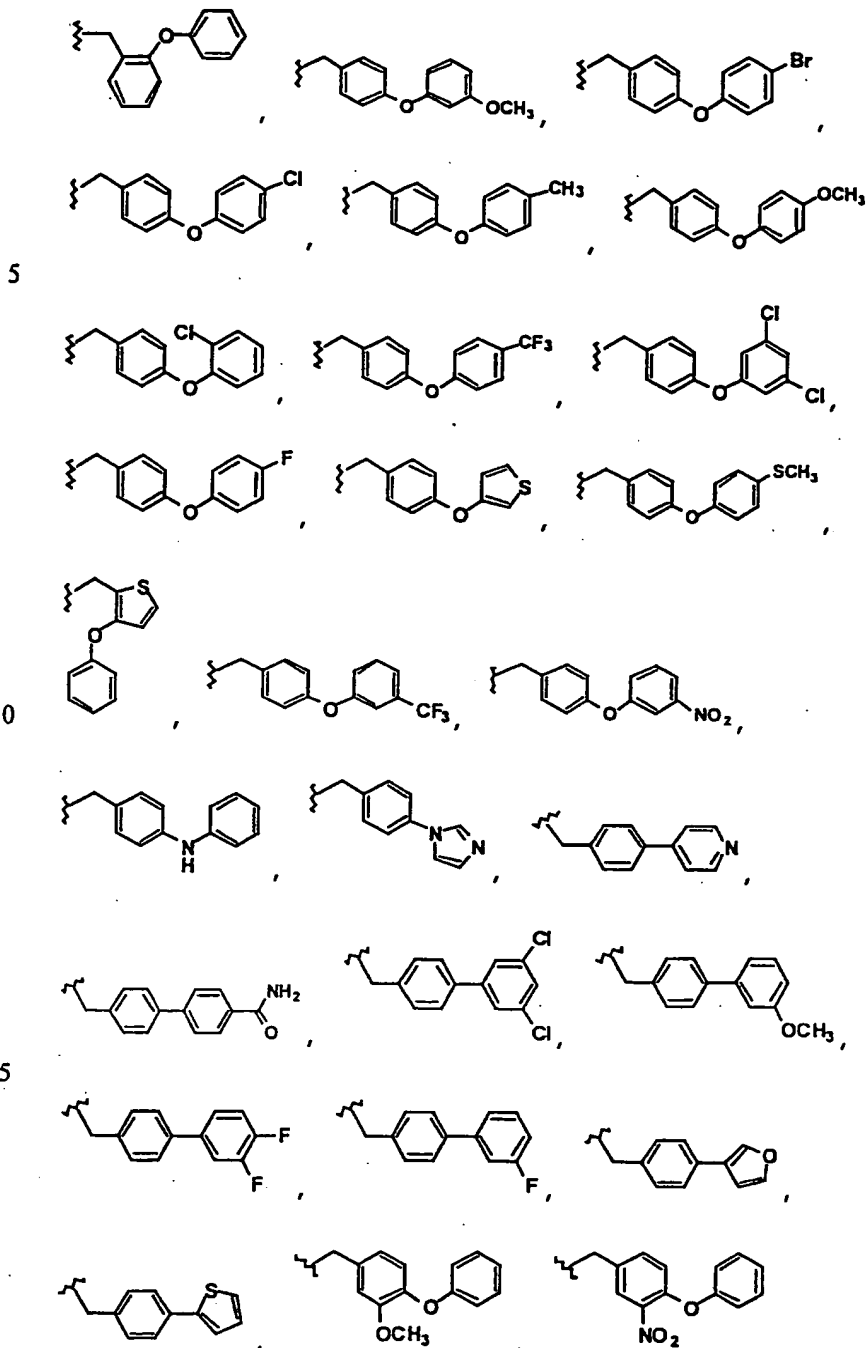


10

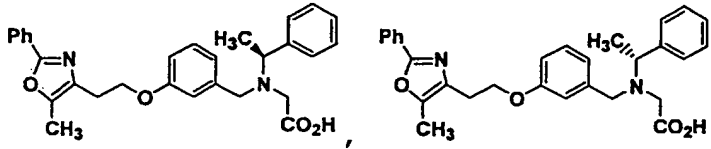
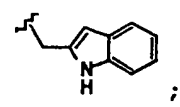
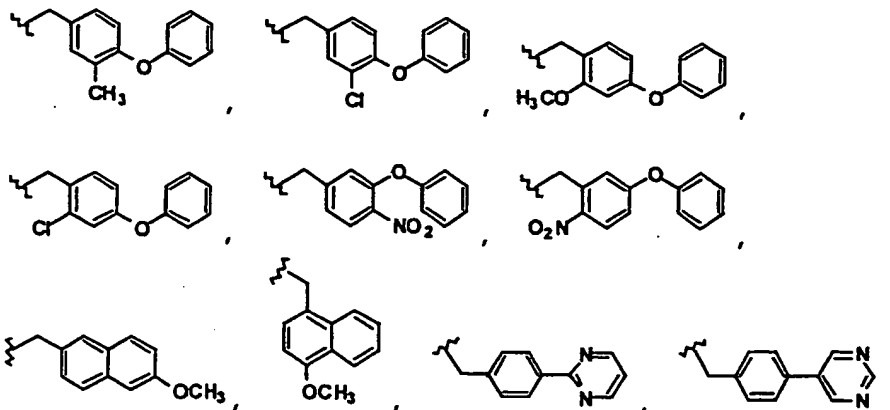


15

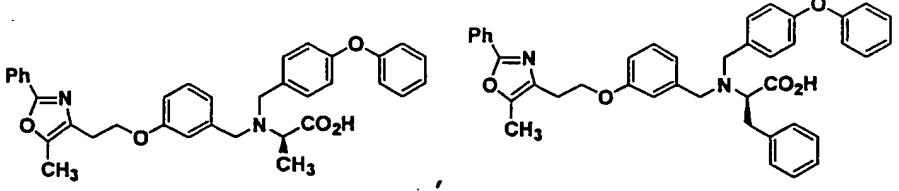
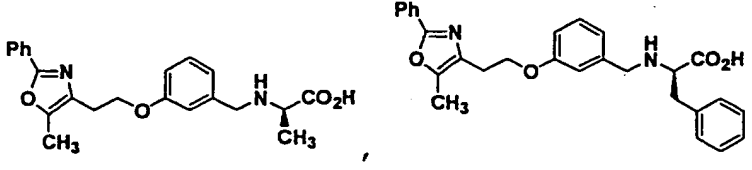




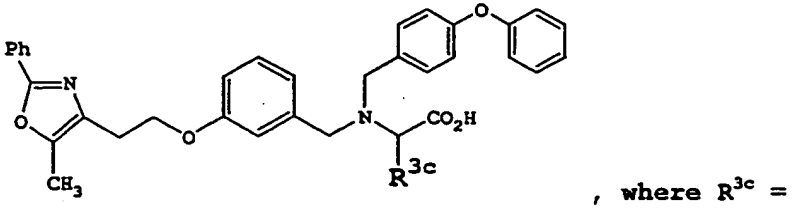


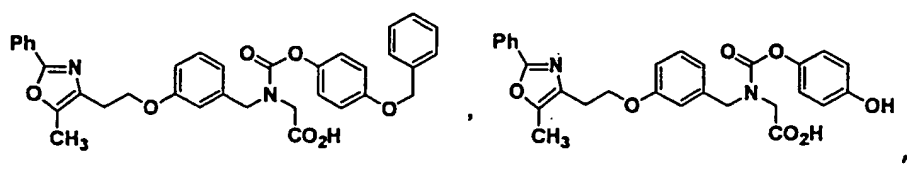
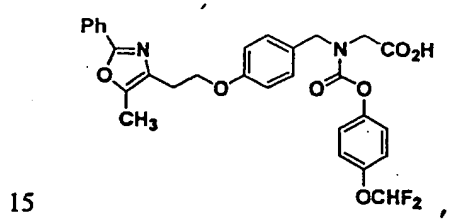
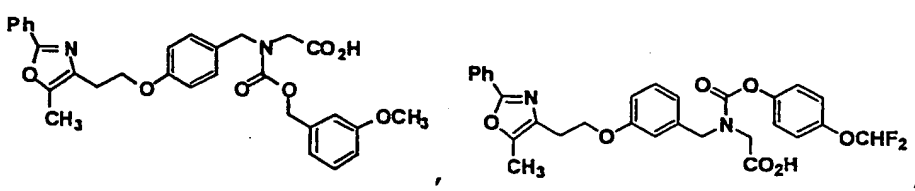
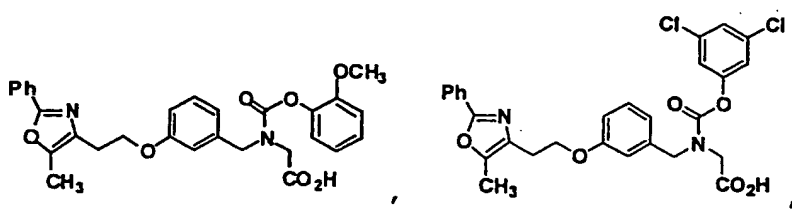
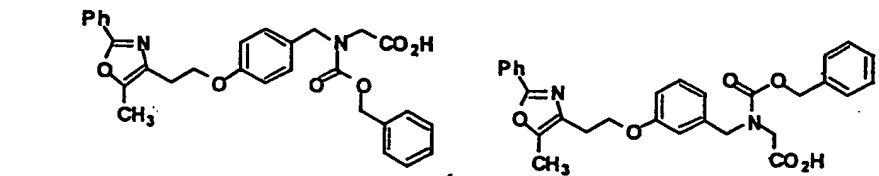
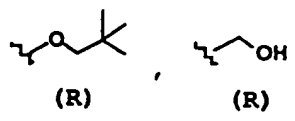
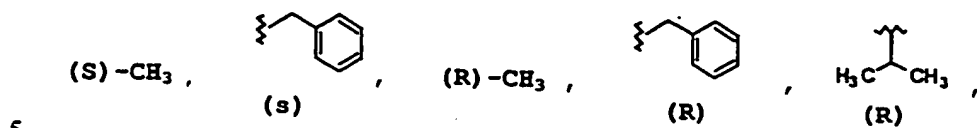


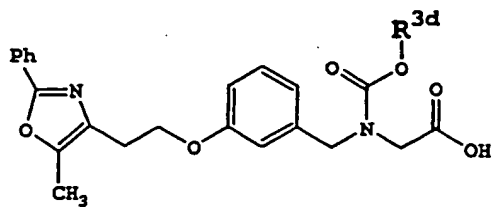
10



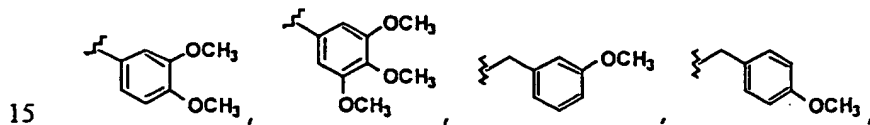
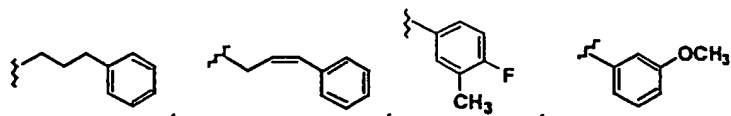
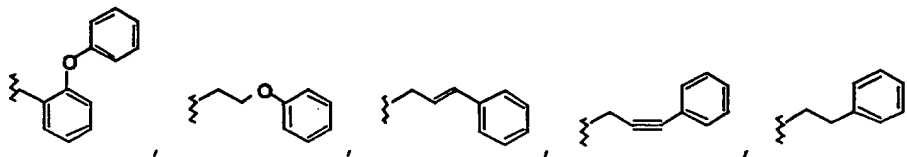
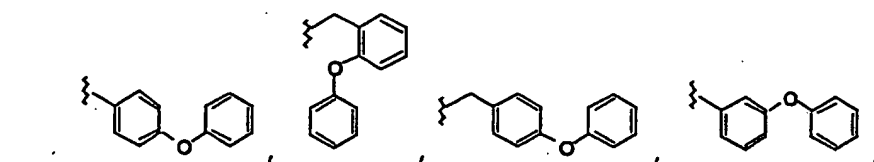
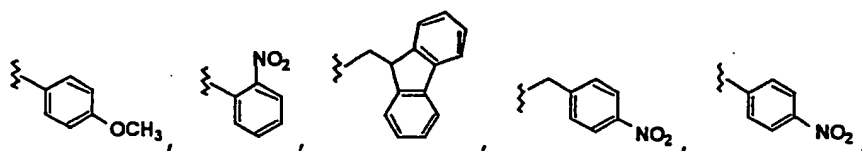
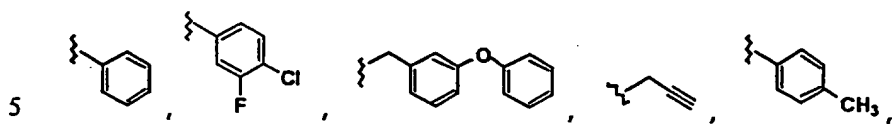
15

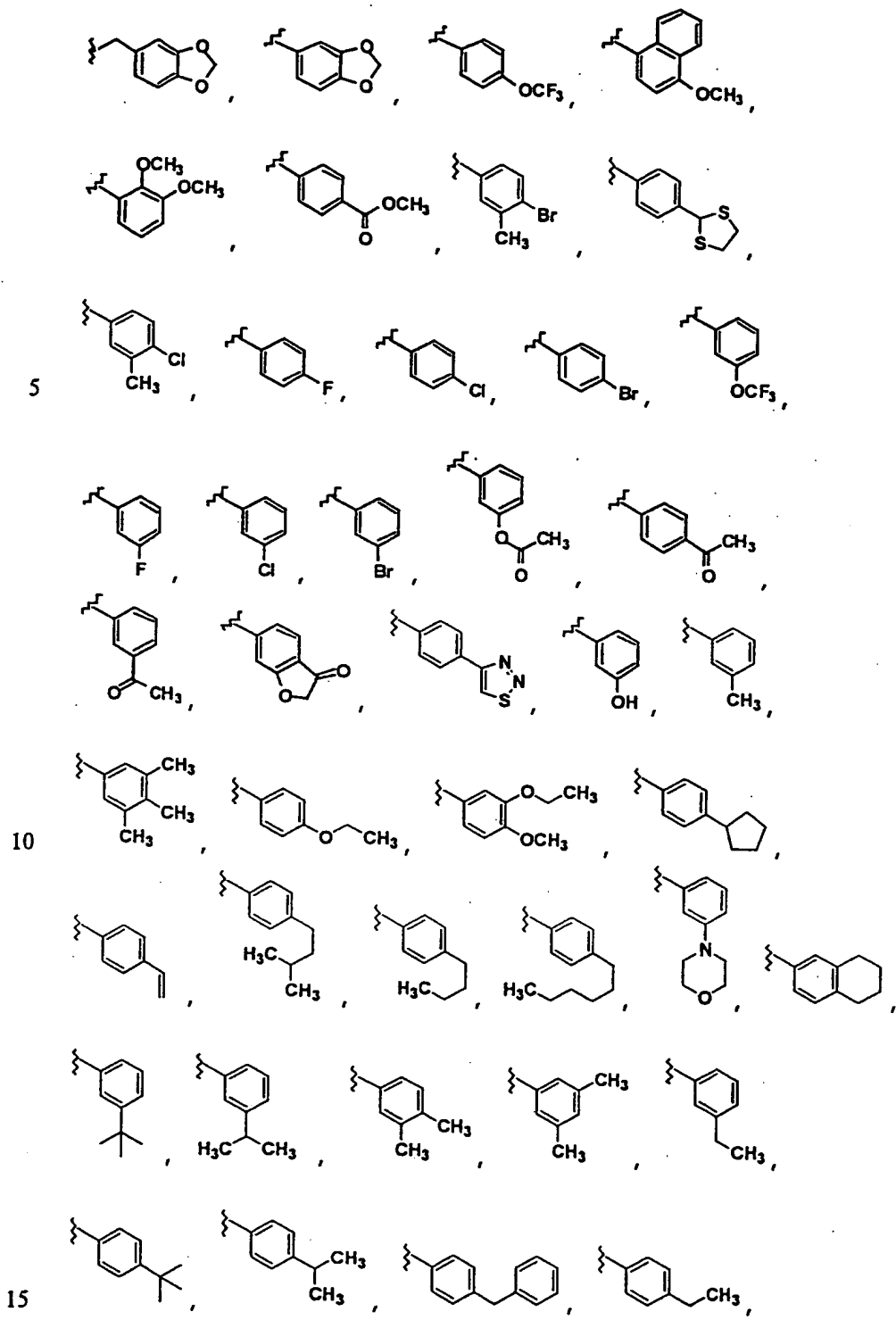


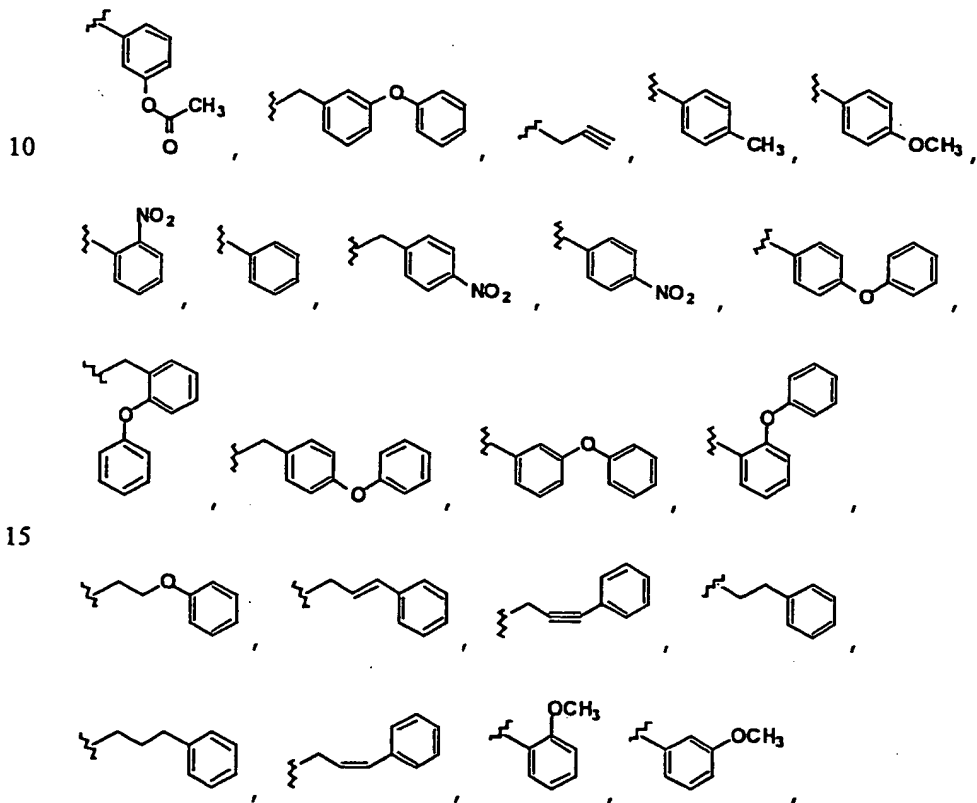
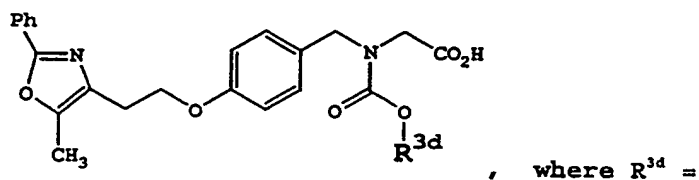
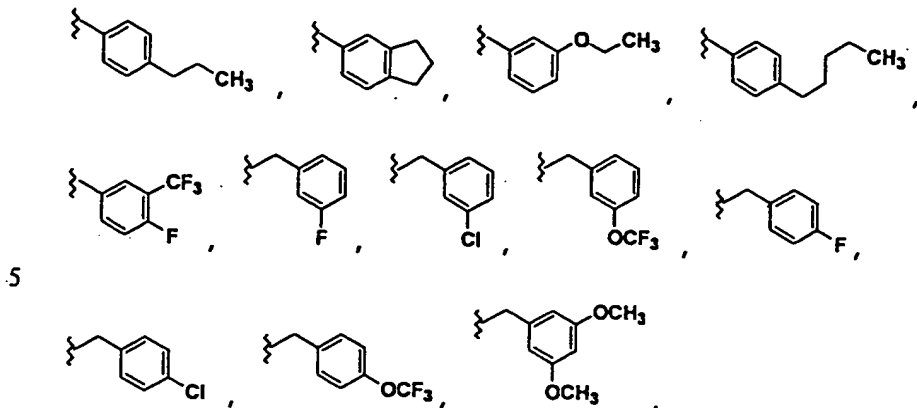


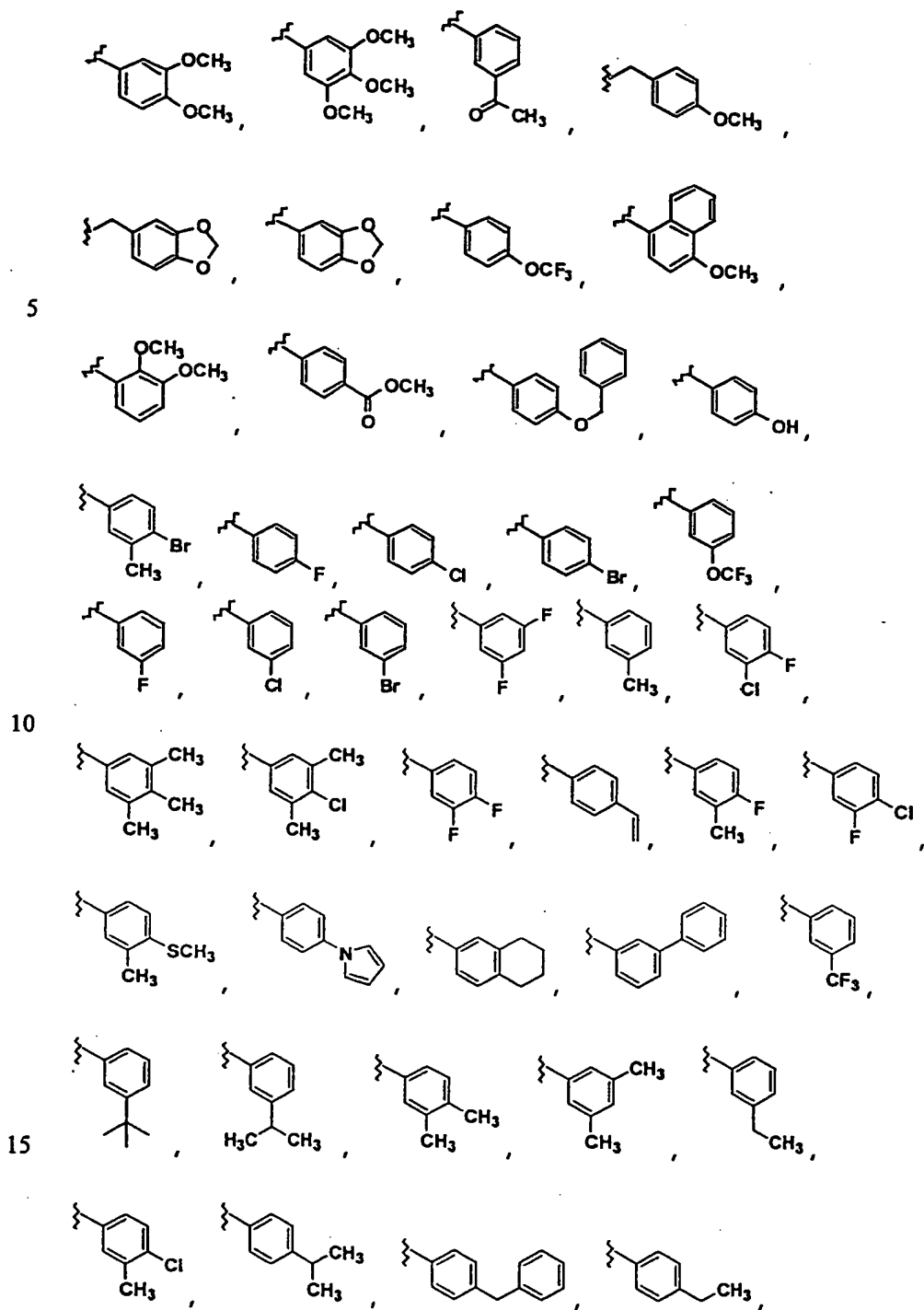


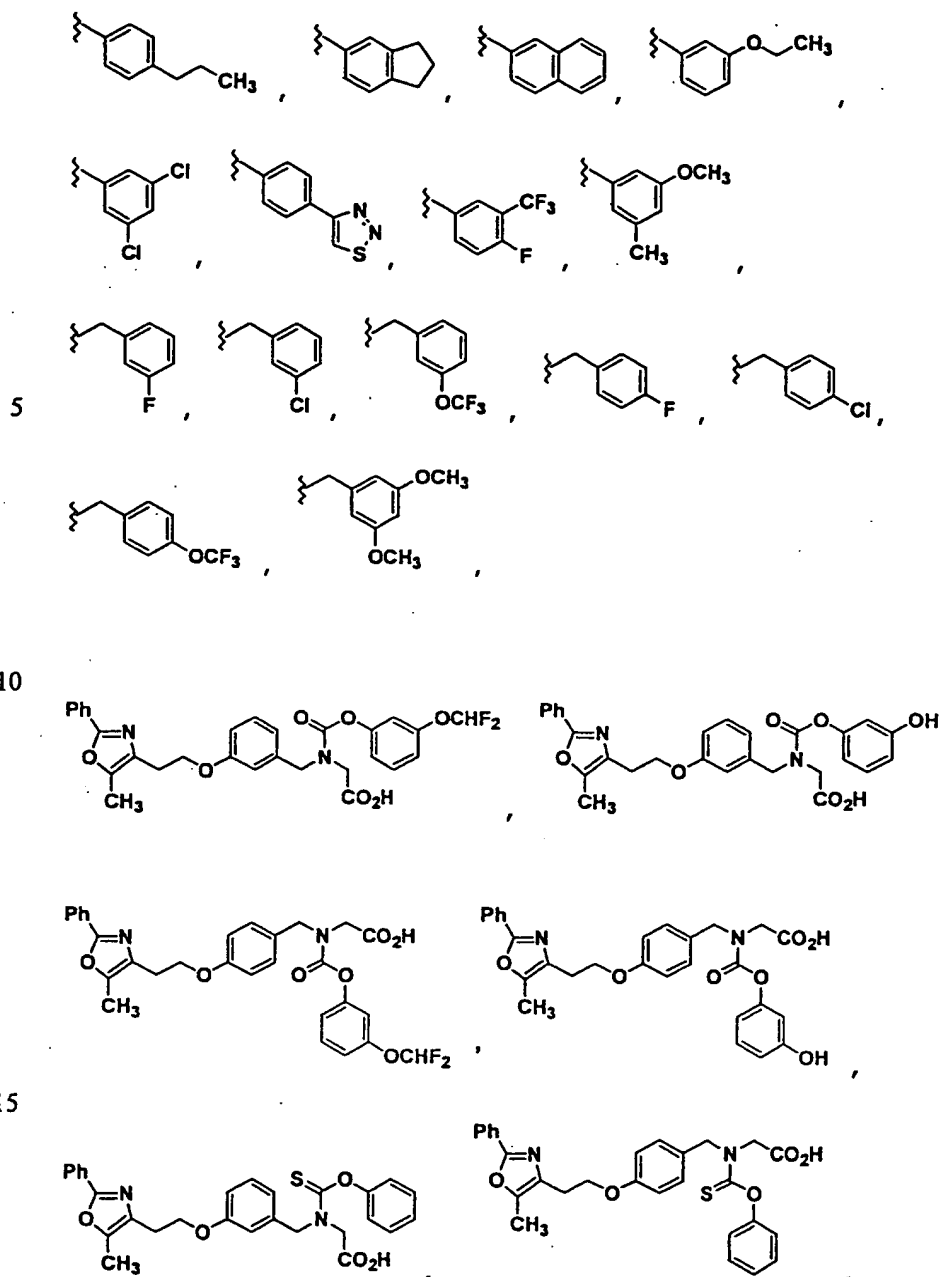
, where R<sup>3d</sup> =

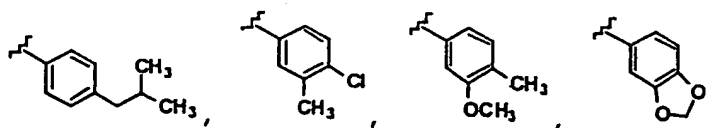
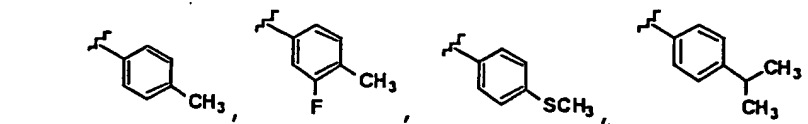
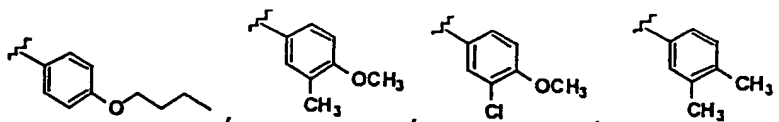
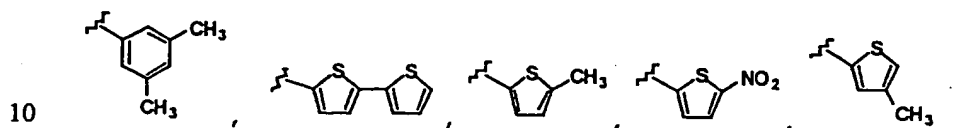
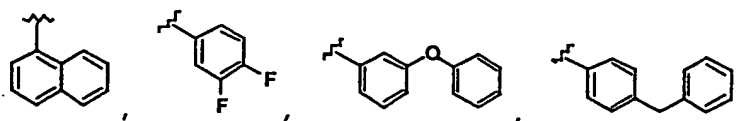
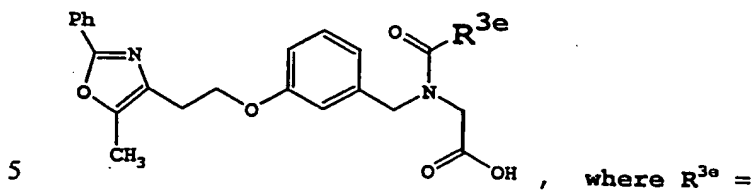
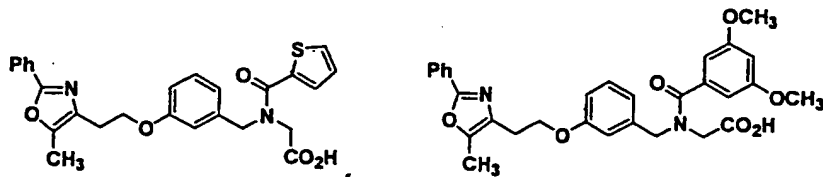
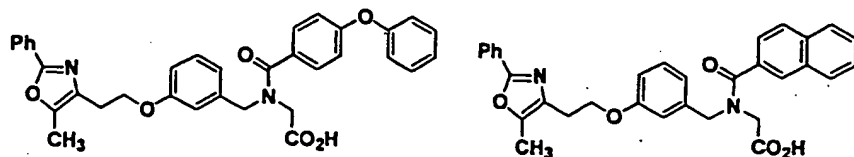




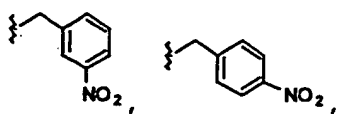
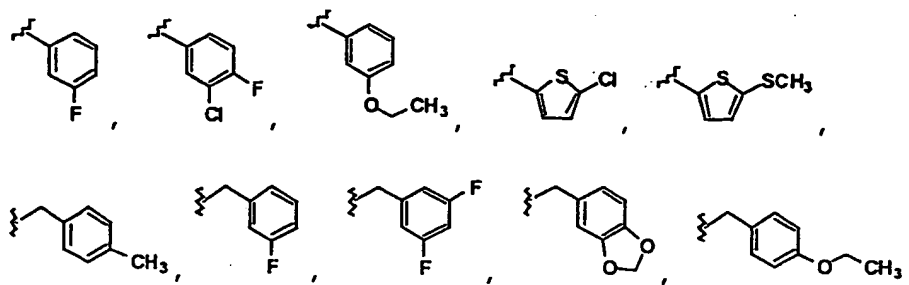
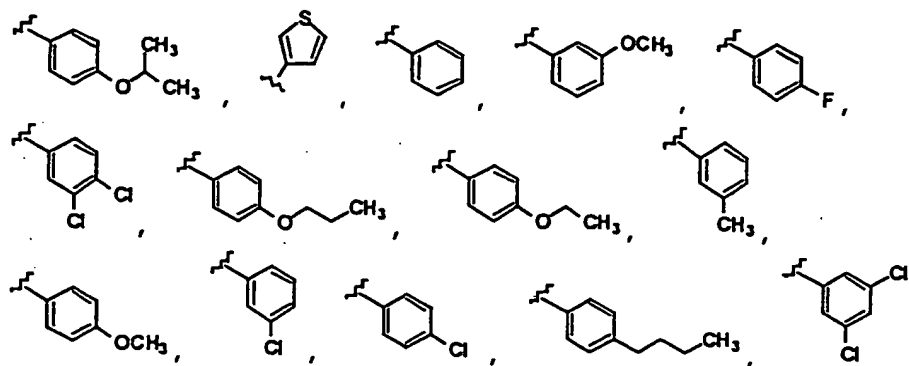




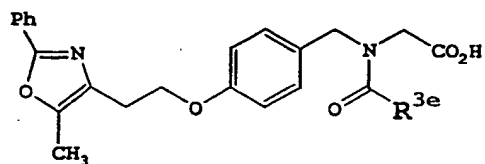






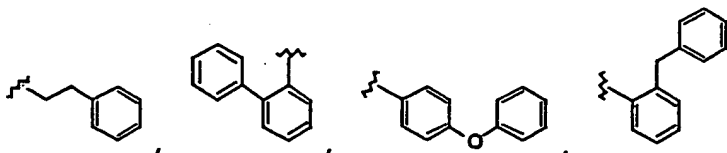


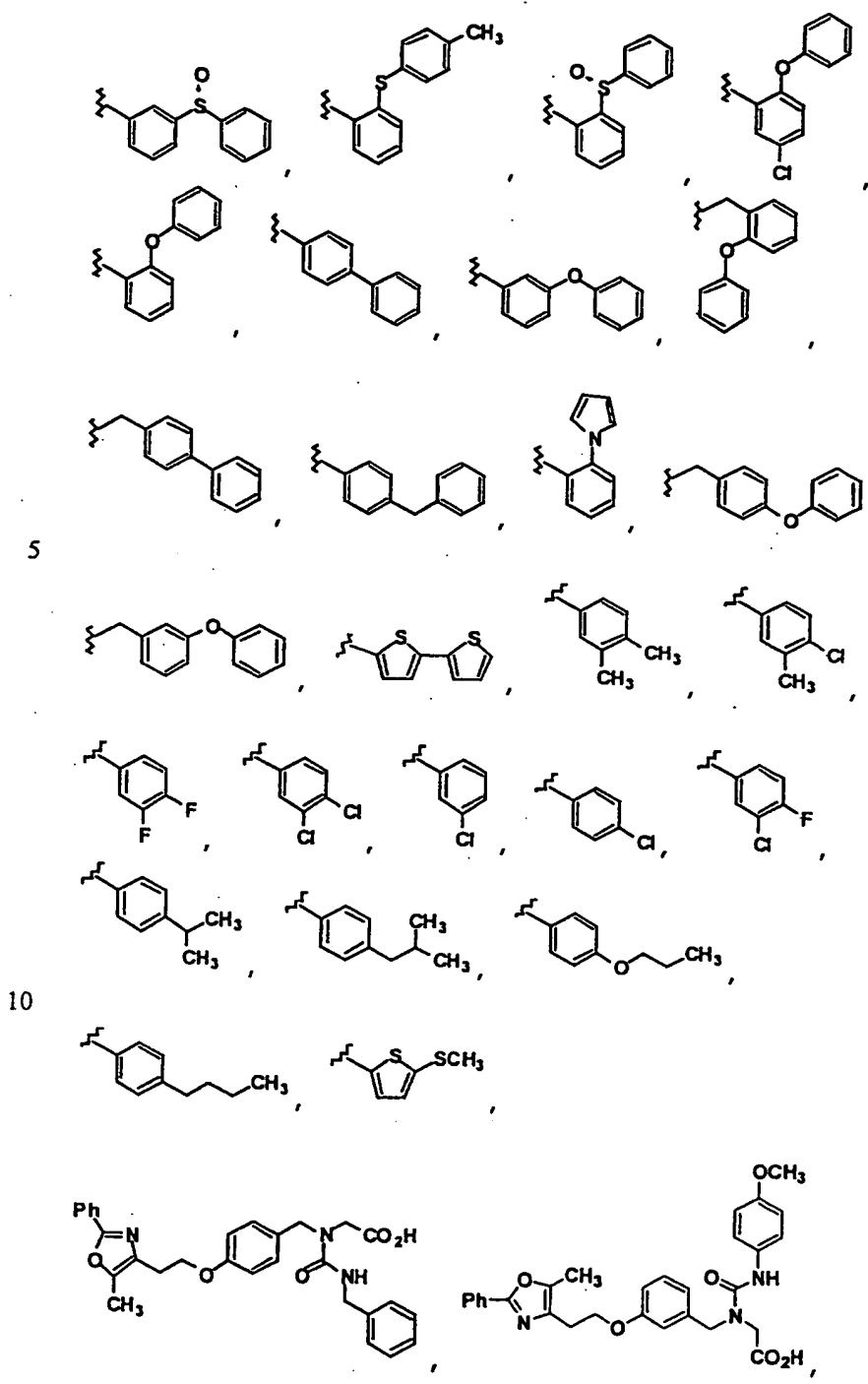
10

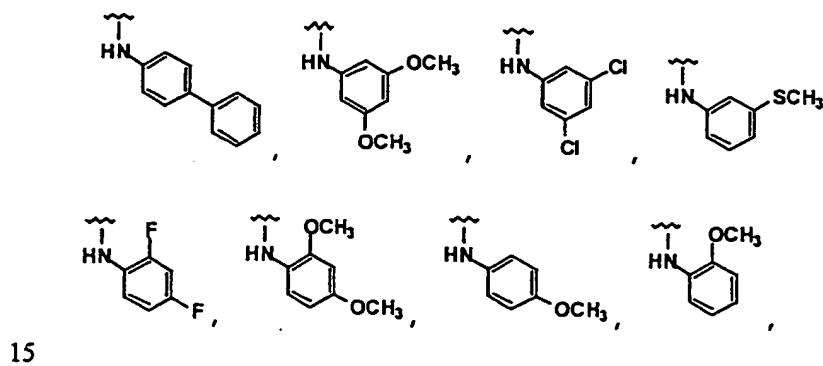
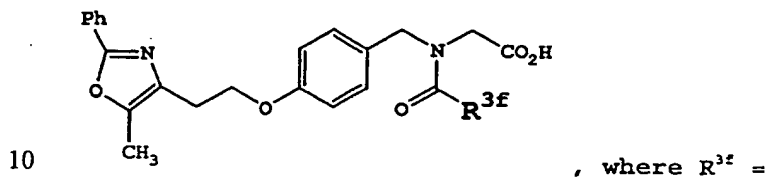
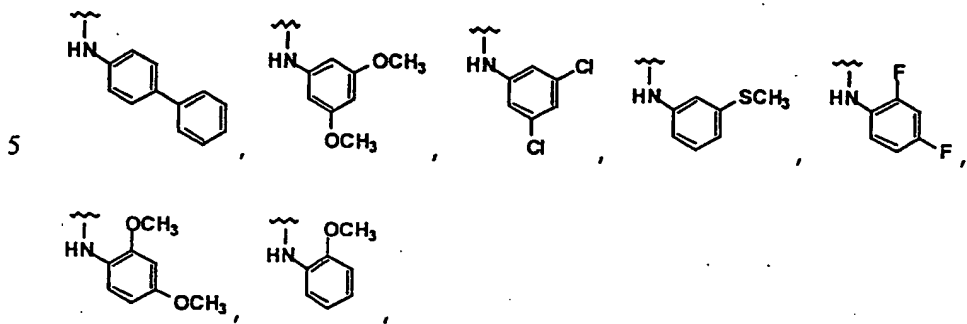
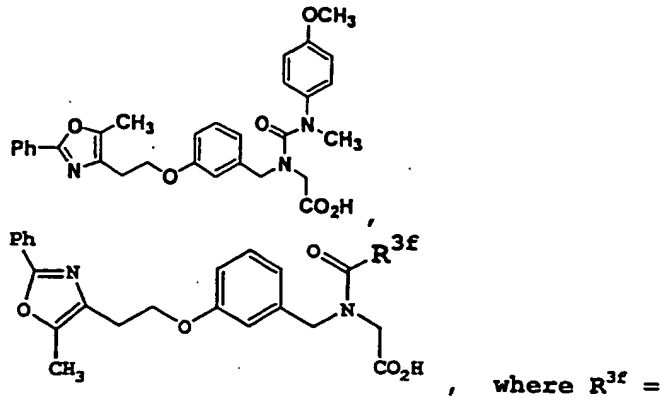


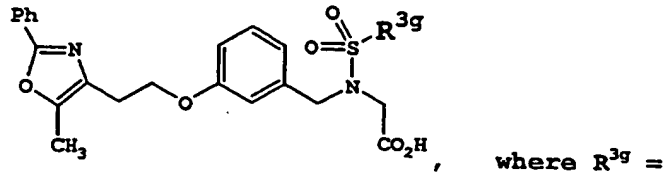
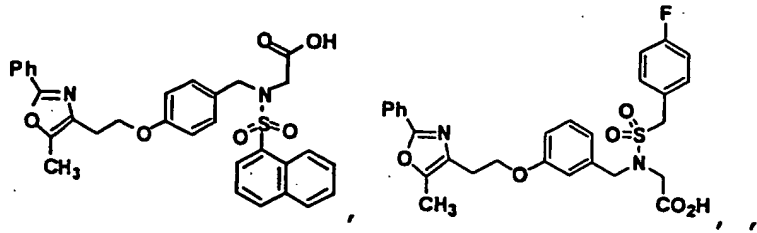
where R<sup>3e</sup> =

15

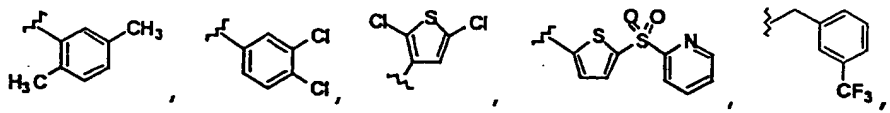
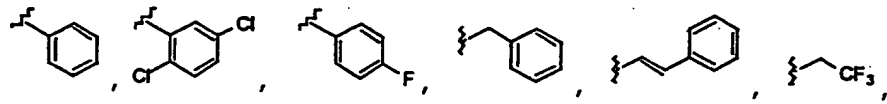




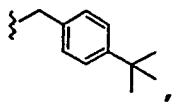
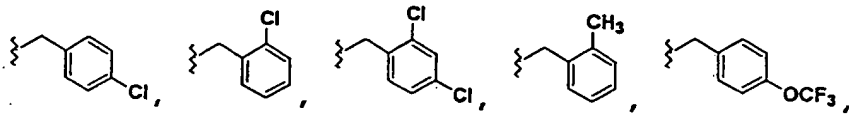
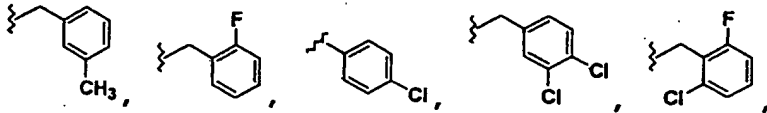




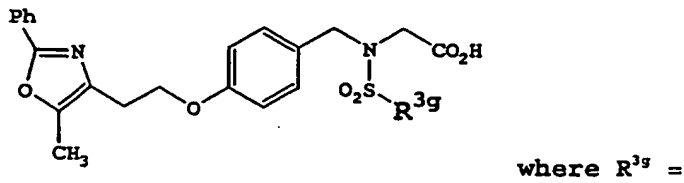
5

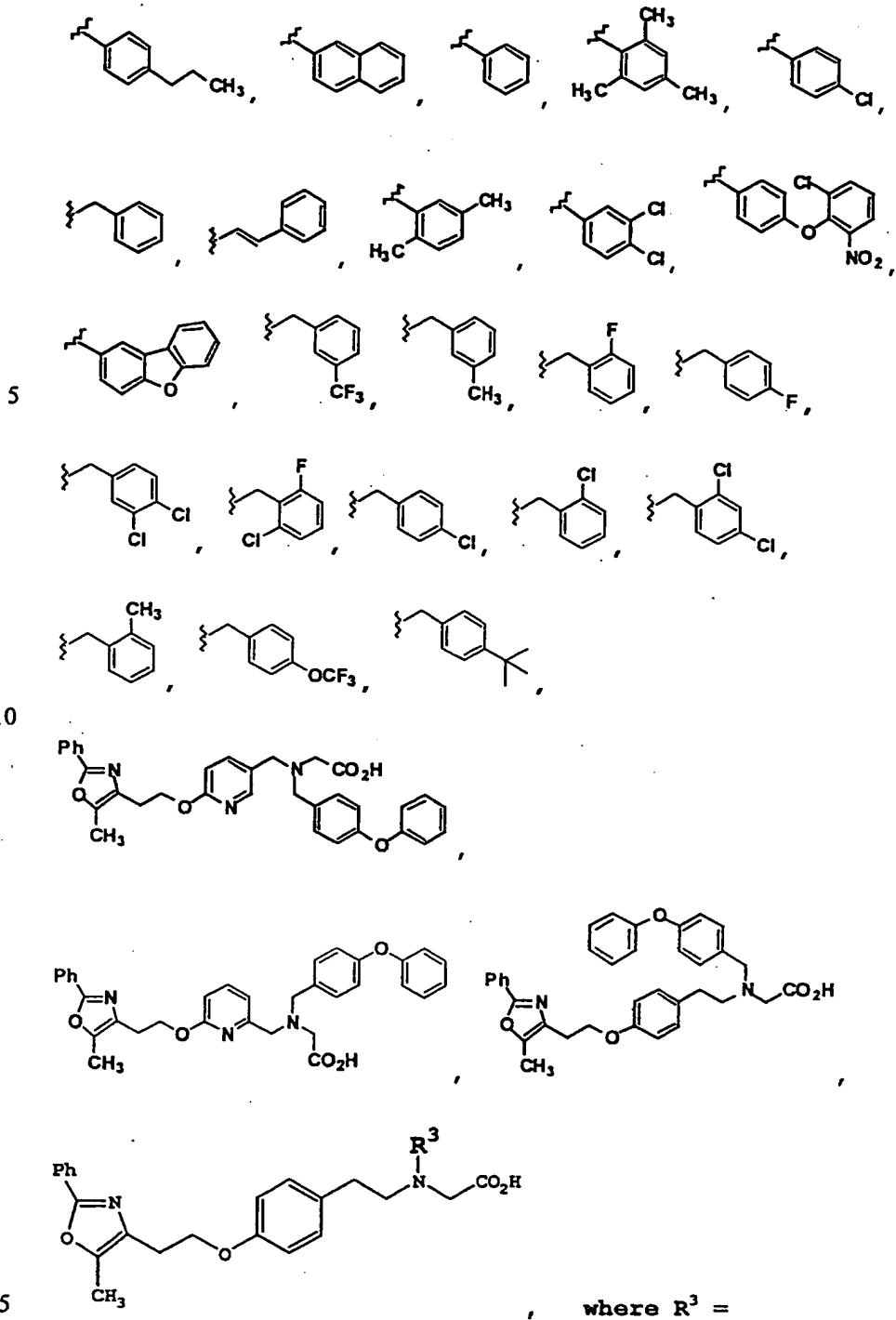


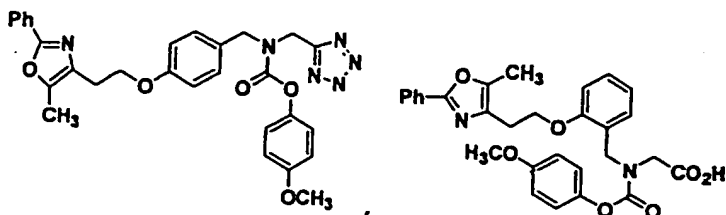
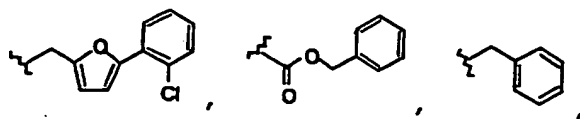
10



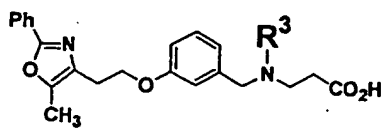
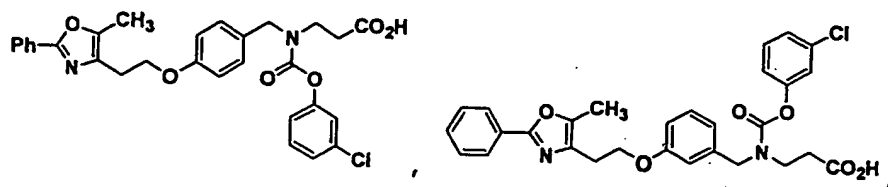
15



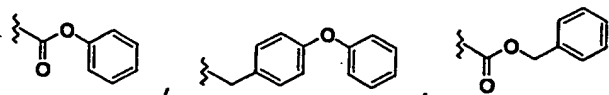




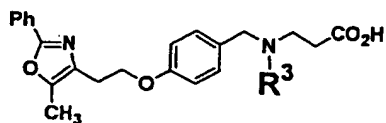
5



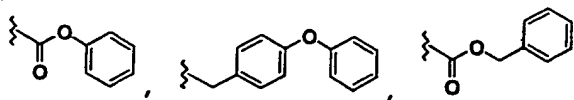
where R<sup>3</sup> =



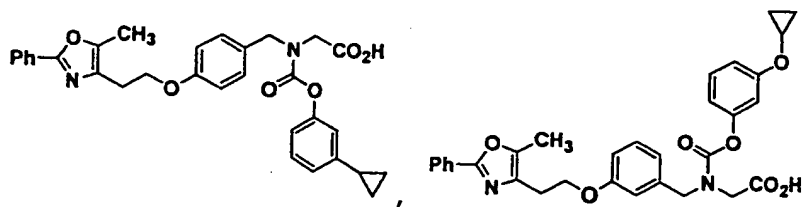
10

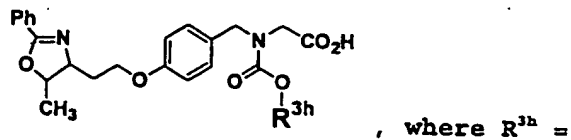
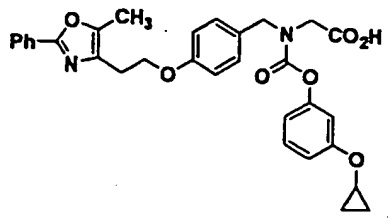


where R<sup>3</sup> =

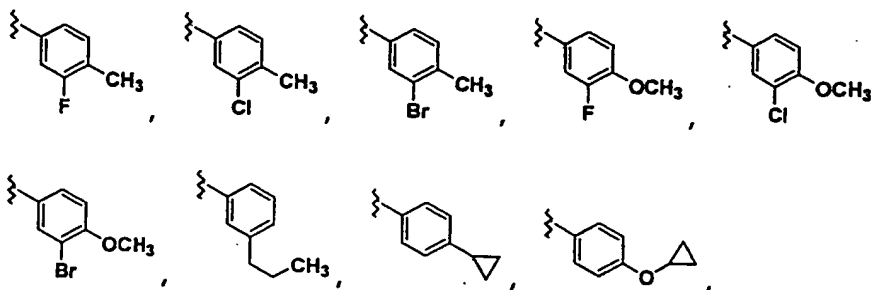


15

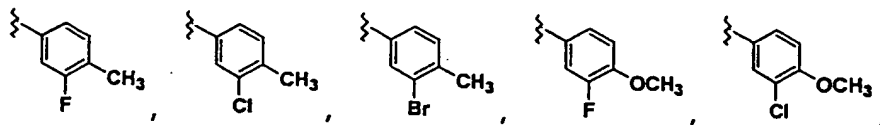
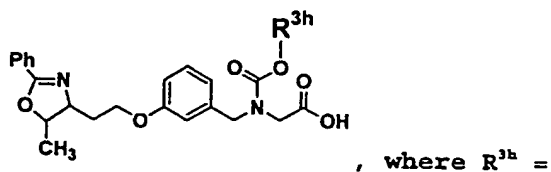




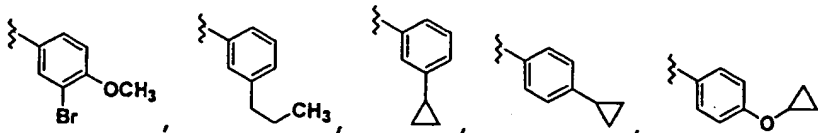
5



10

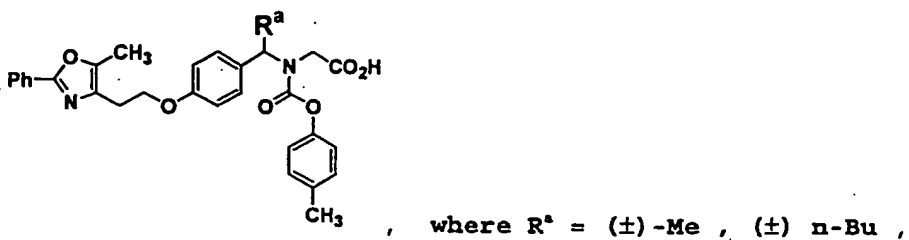
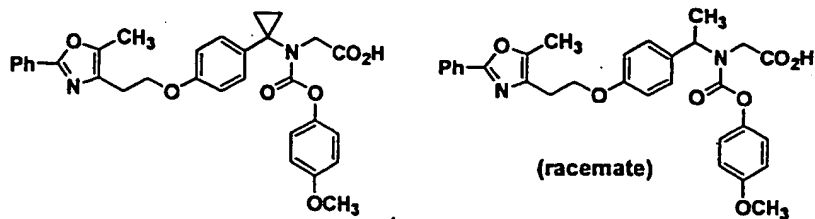


15

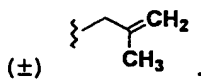
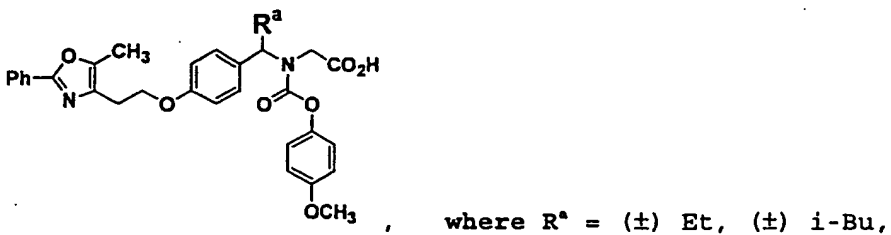




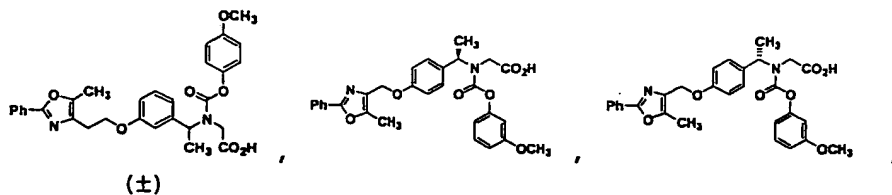




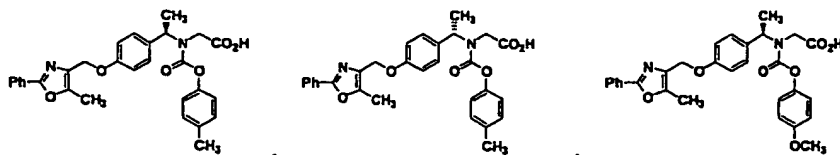
5

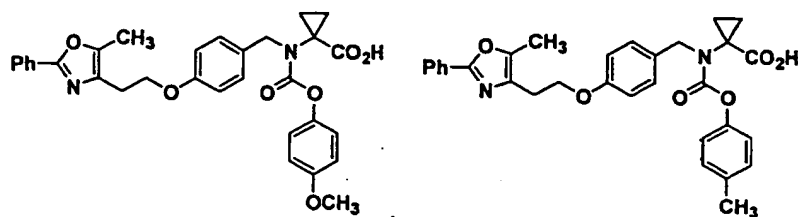
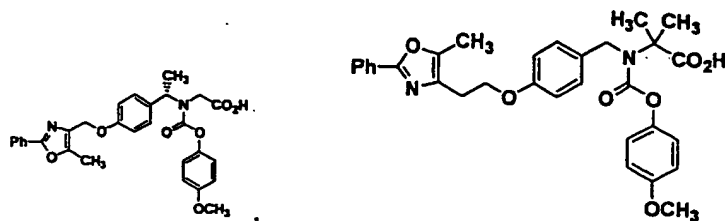


10

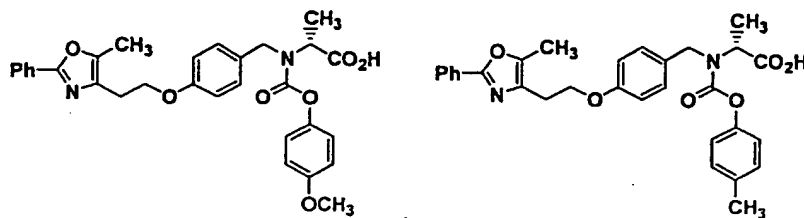
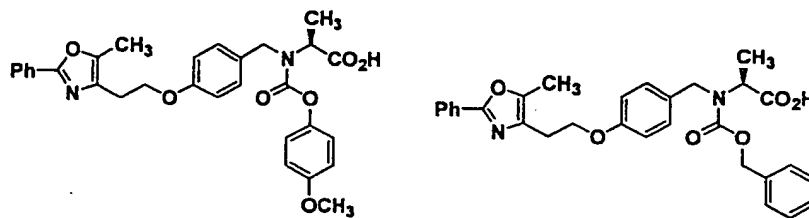


15

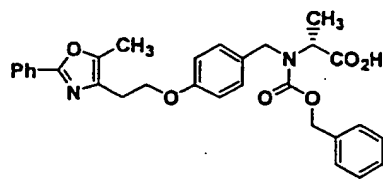


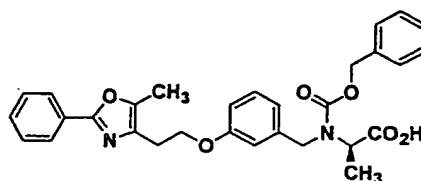
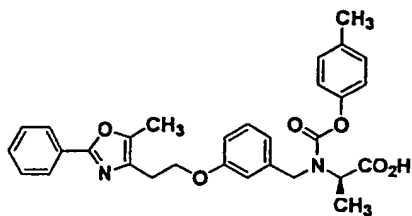
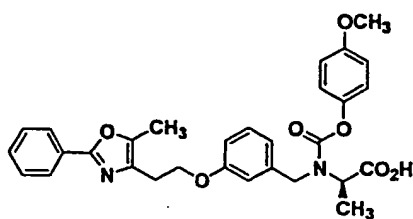
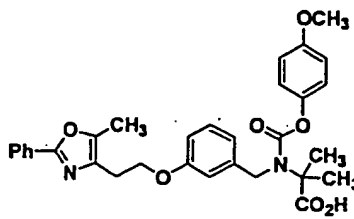
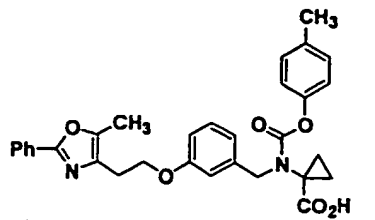
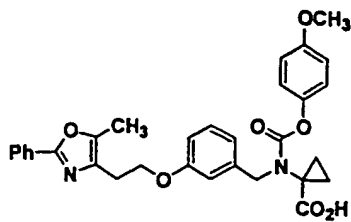


5

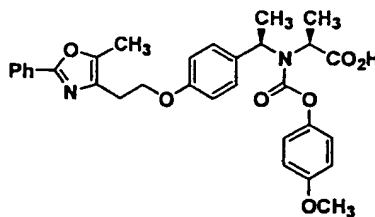
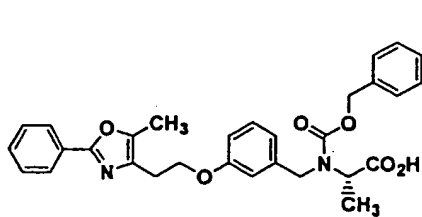
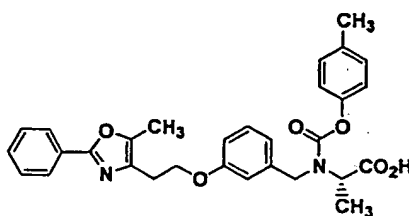
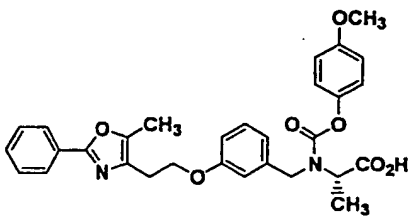


10

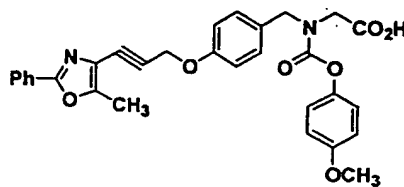
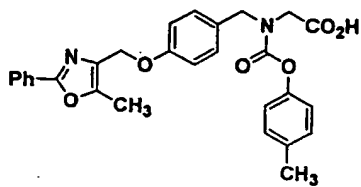
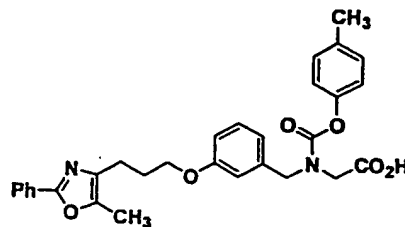
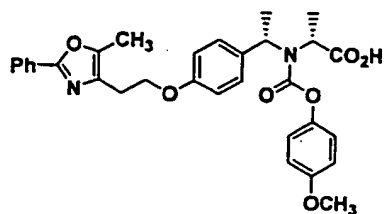
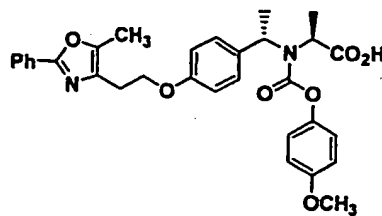
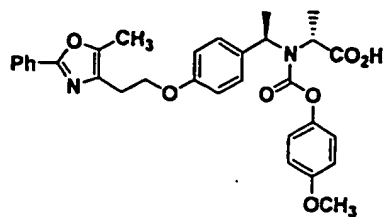




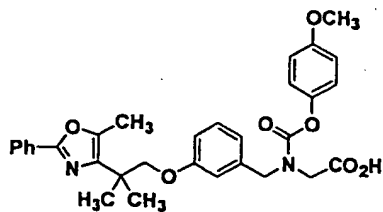
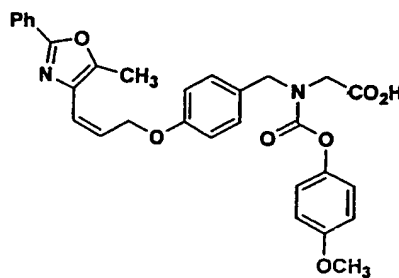
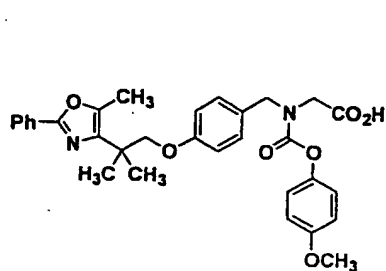
5



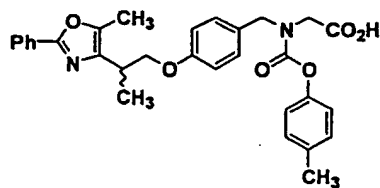
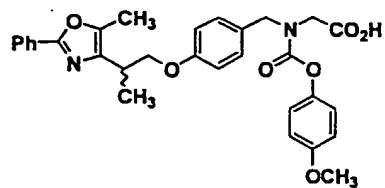
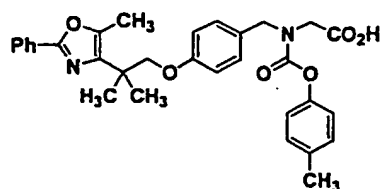
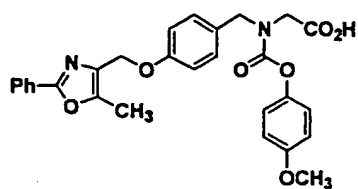
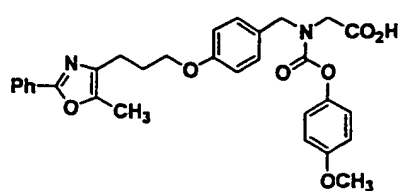
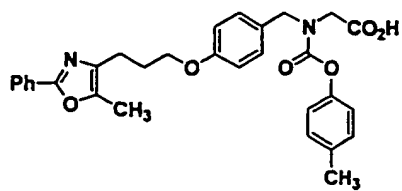
10



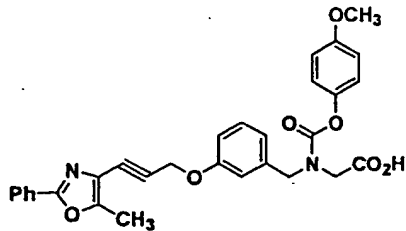
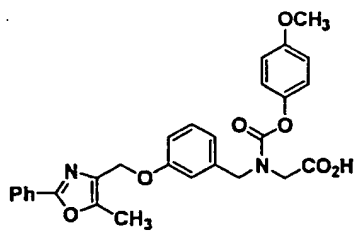
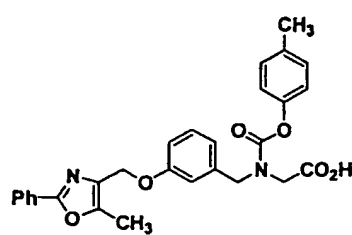
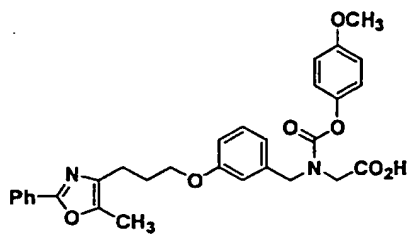
5



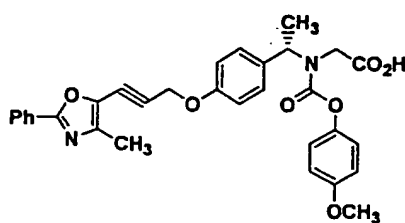
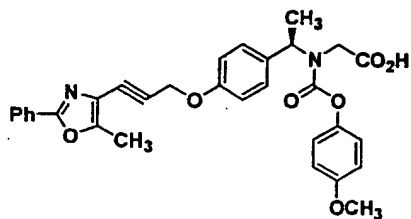
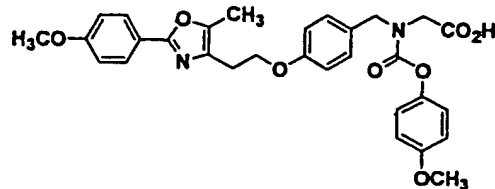
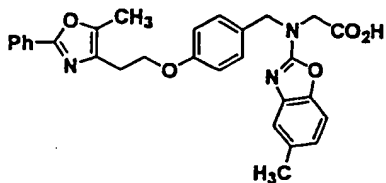
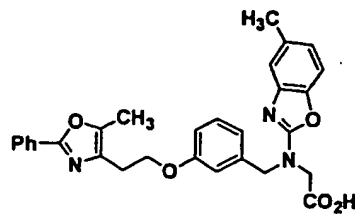
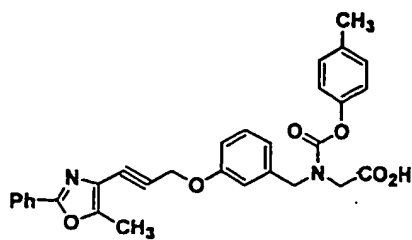
10



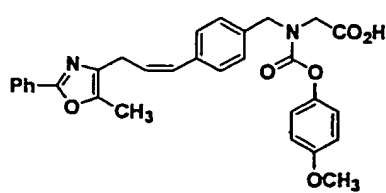
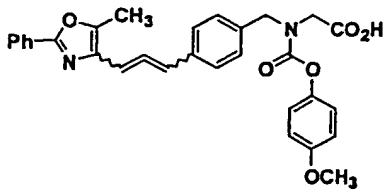
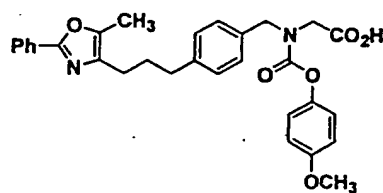
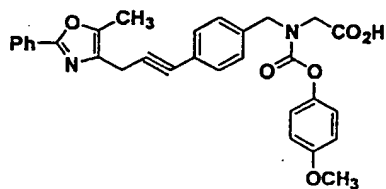
5



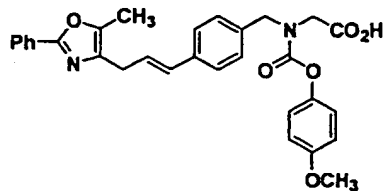
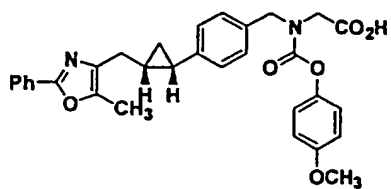
10

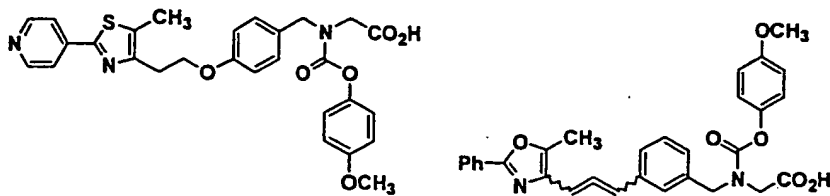
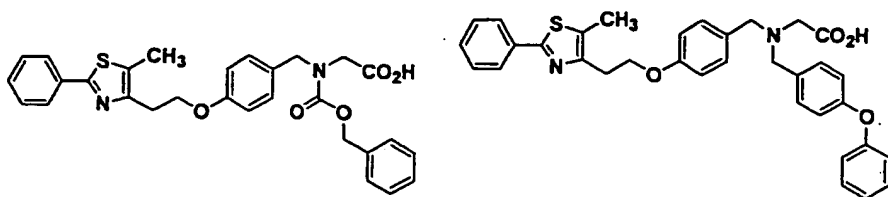


5

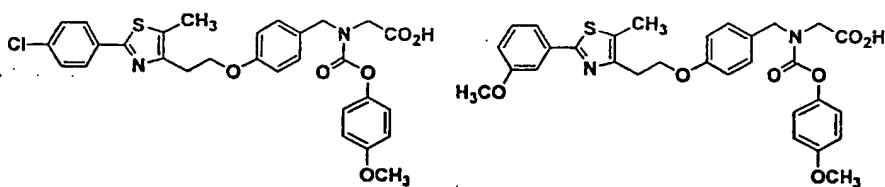
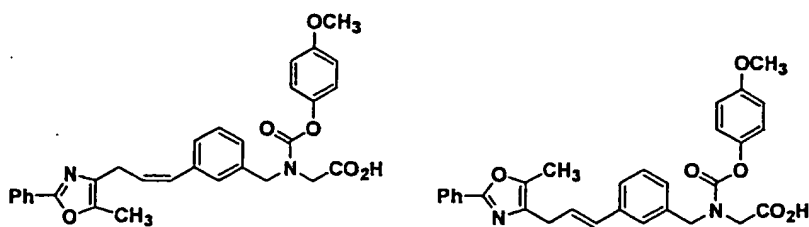
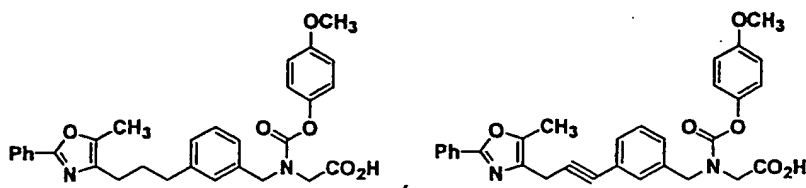


10

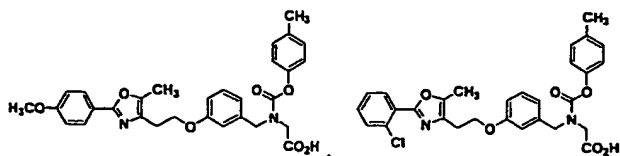


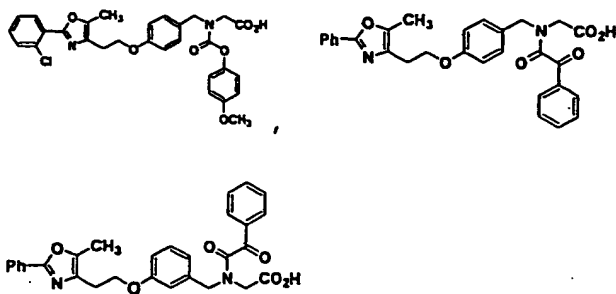


5



10

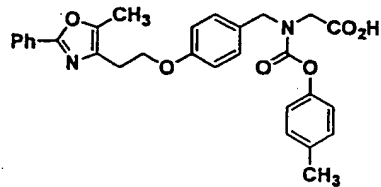
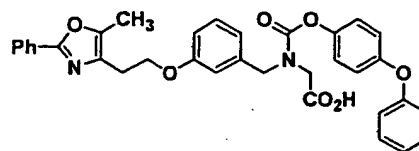
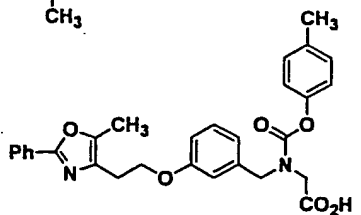
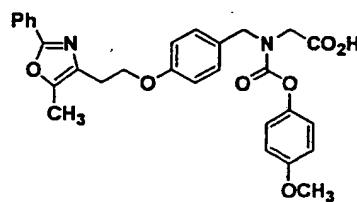
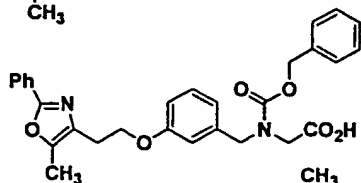
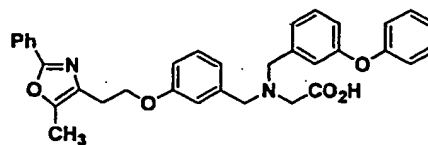
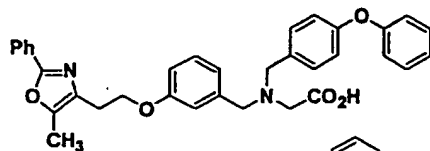
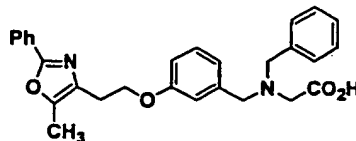
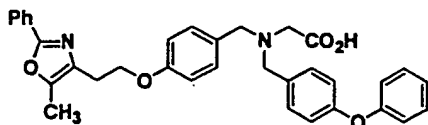
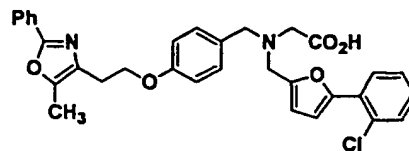
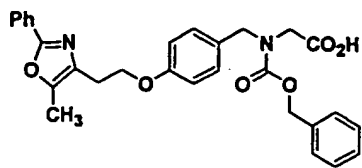


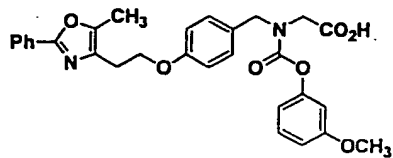
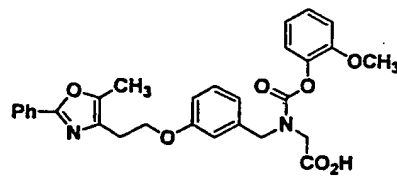
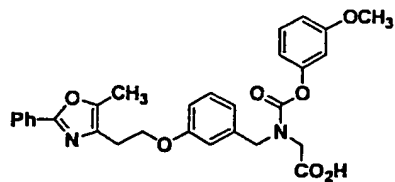
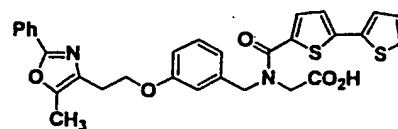
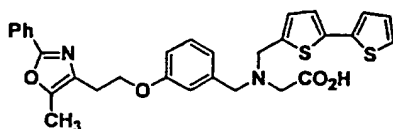
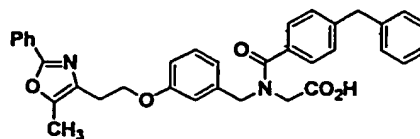
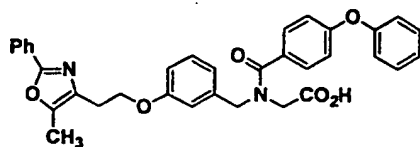
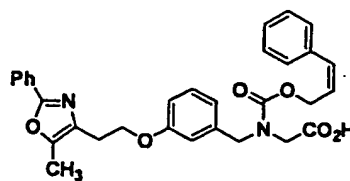
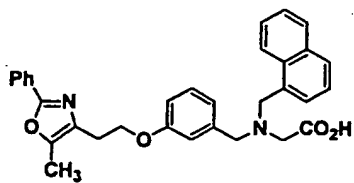
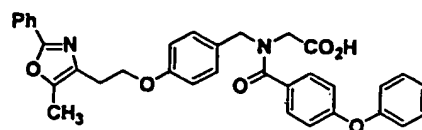
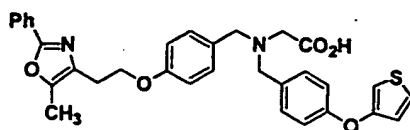


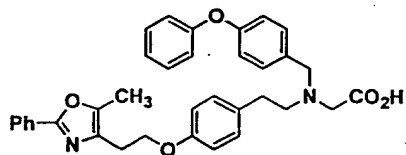
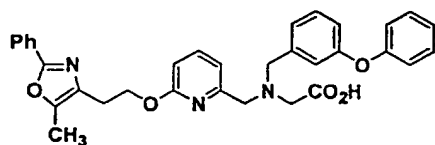
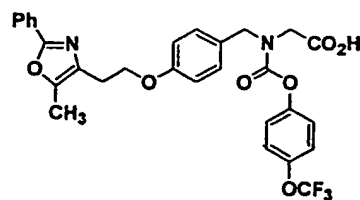
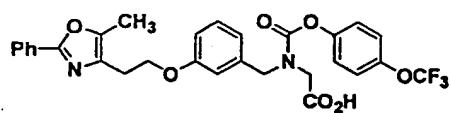
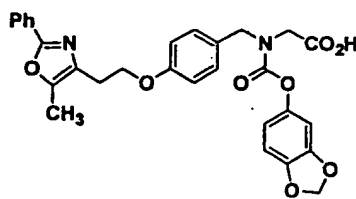
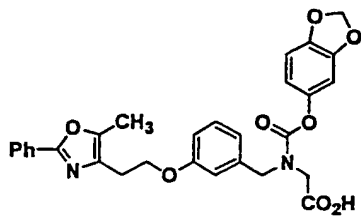
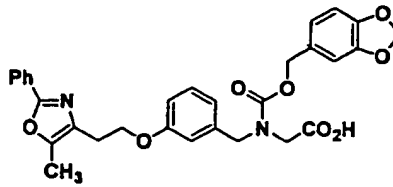
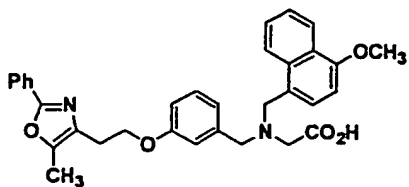
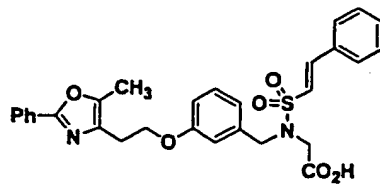
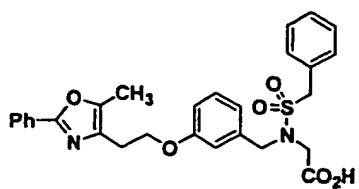
5

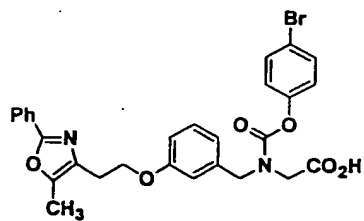
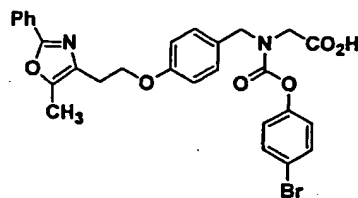
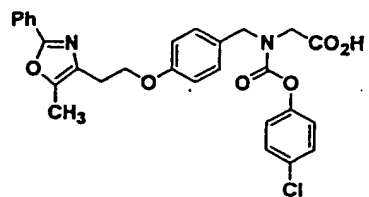
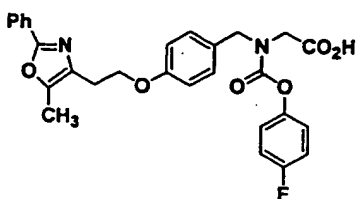
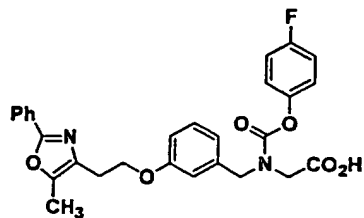
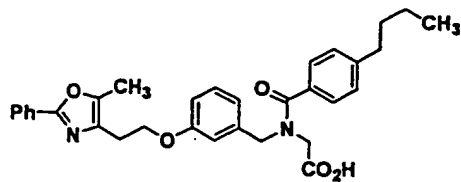
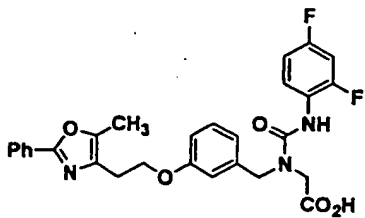
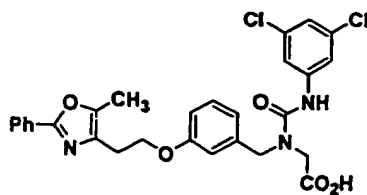
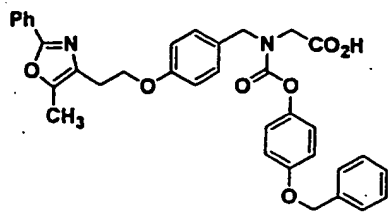
17. The compound as defined in Claim 1 having the structure

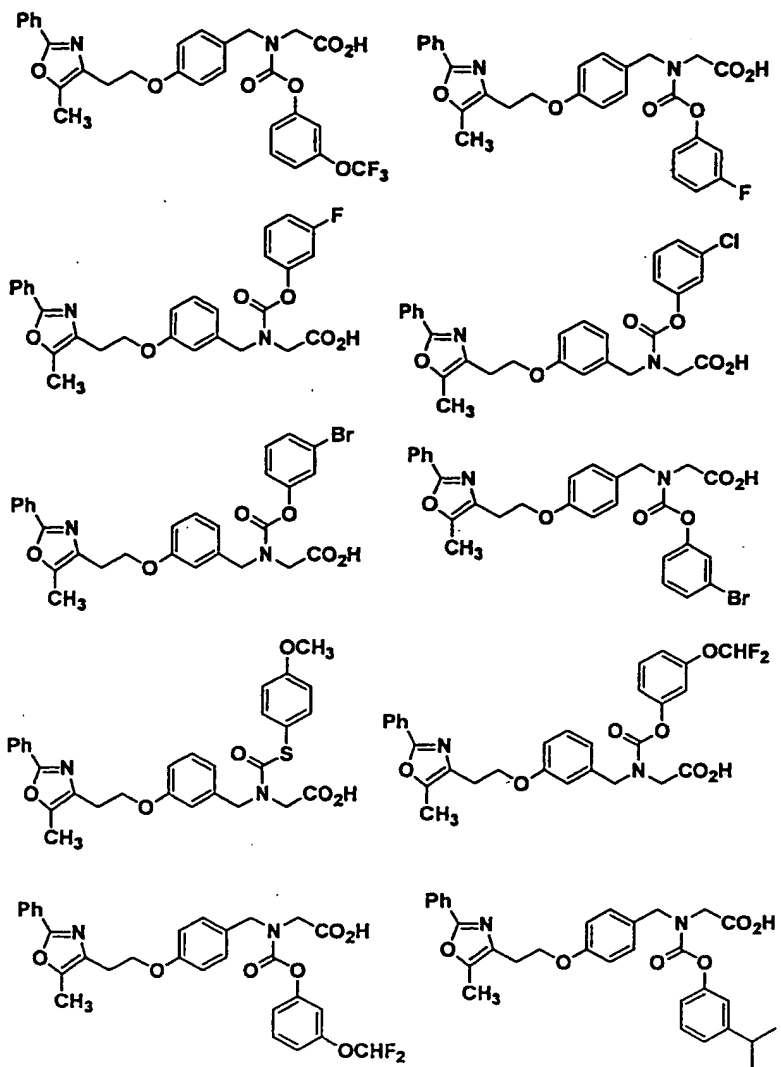


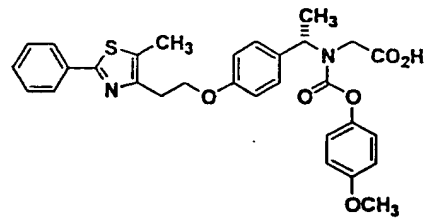
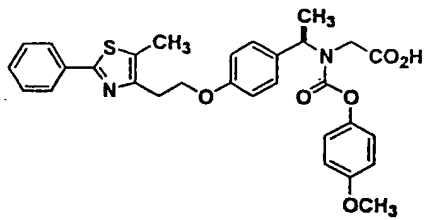
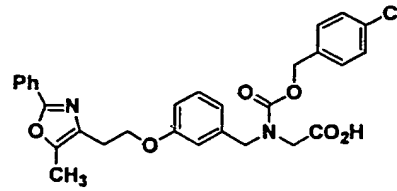
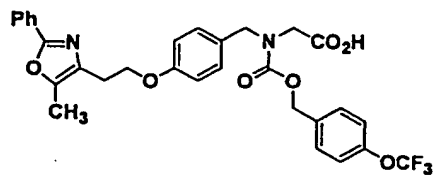
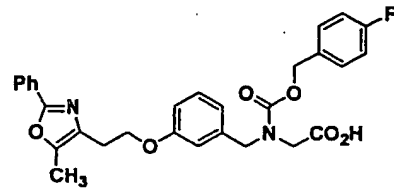
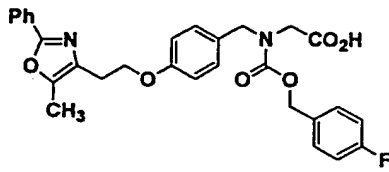
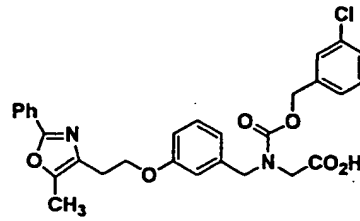
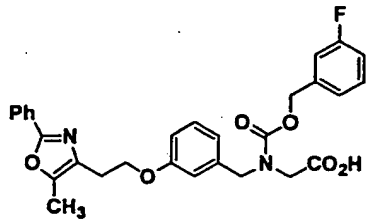
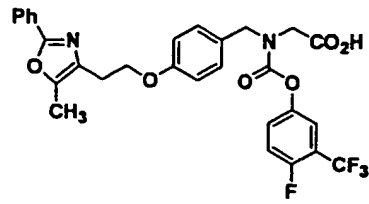
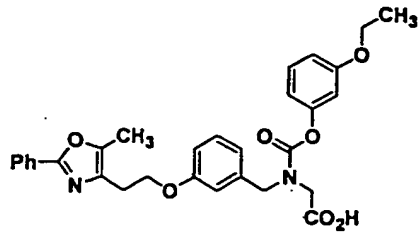




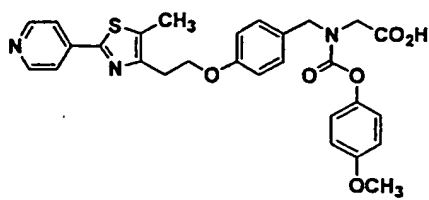




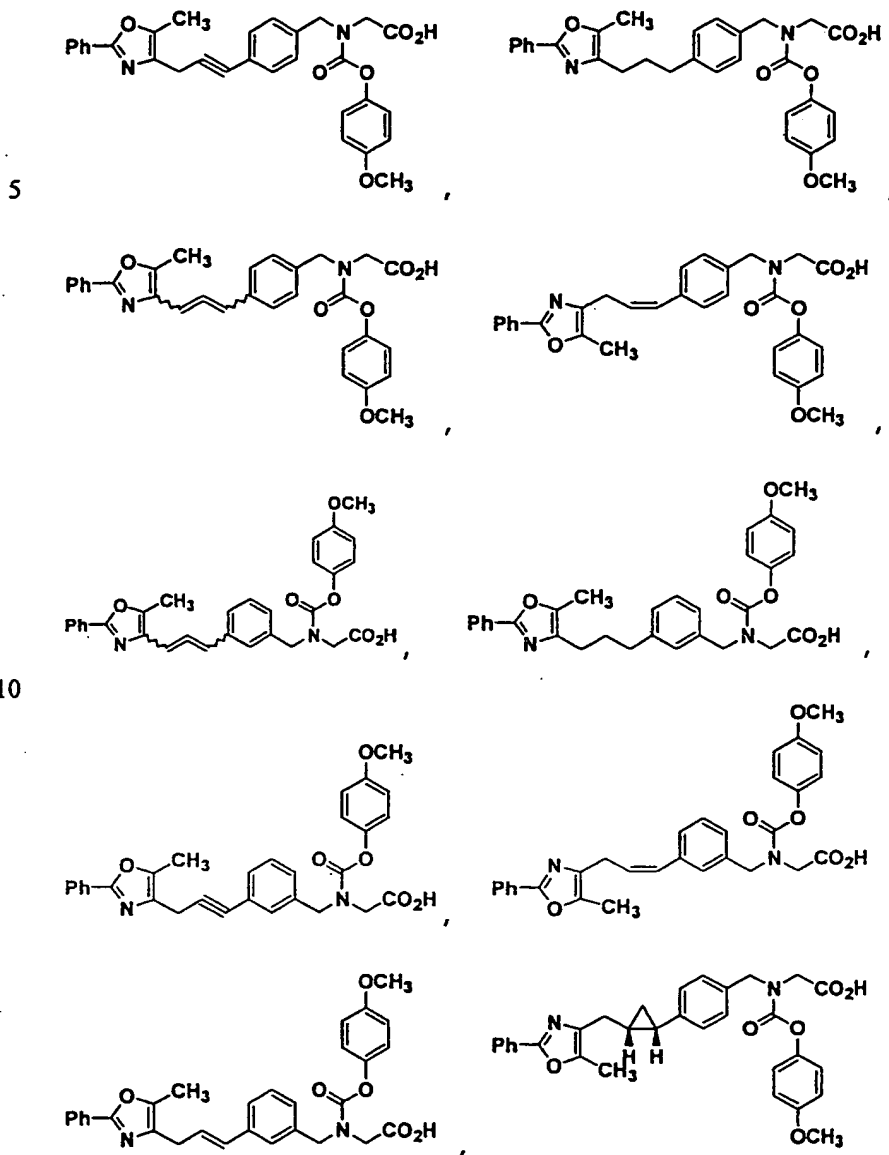


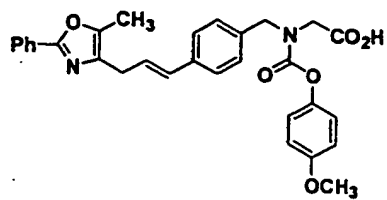


5

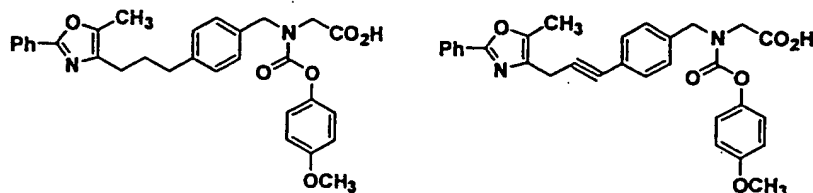


18. The compound as defined in Claim 1 having the structure

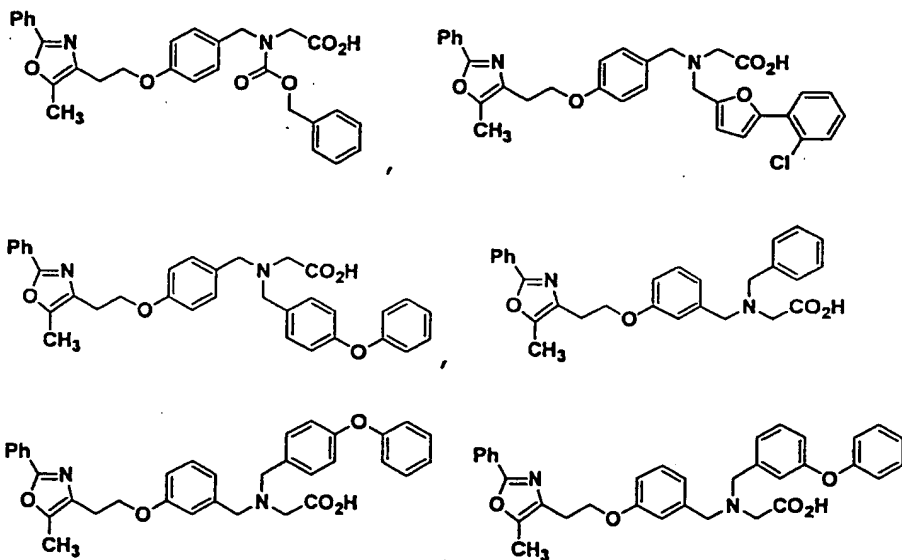




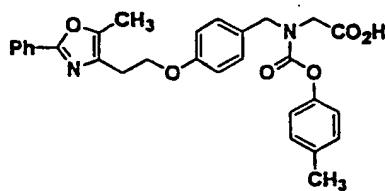
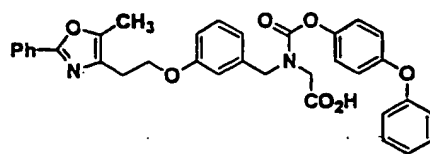
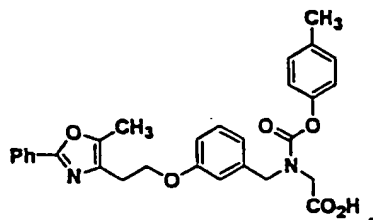
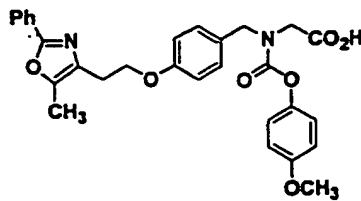
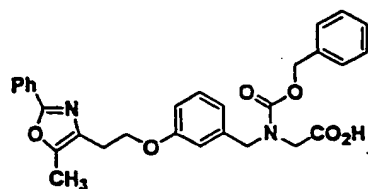
19. The compound as defined in Claim 1 having the structure



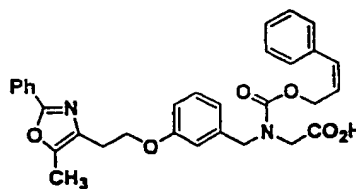
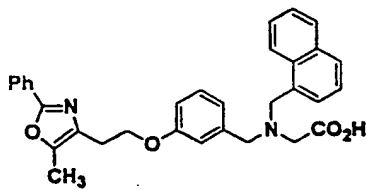
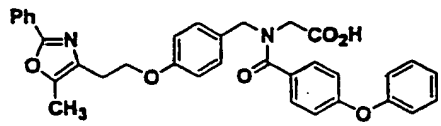
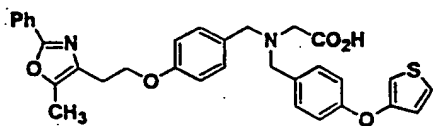
20. The compound as defined in Claim 1 having the structure



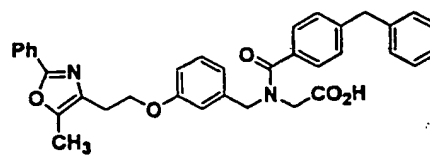
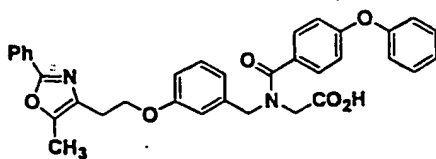


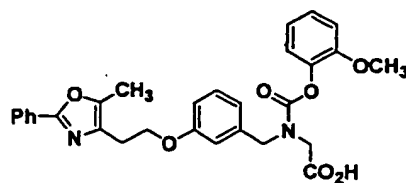
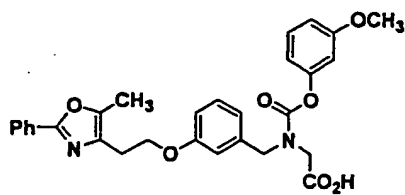
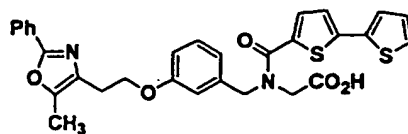
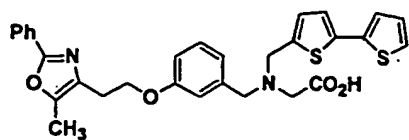


5

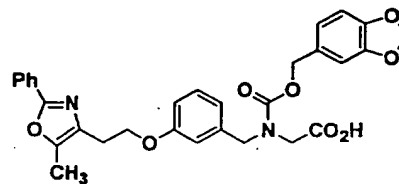
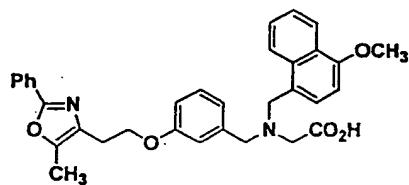
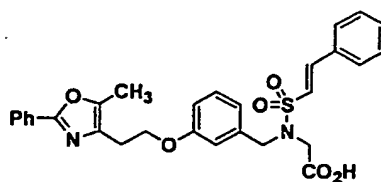
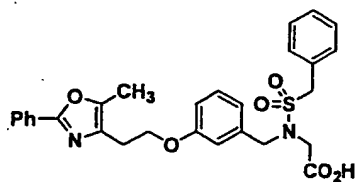
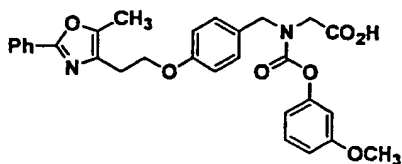


10

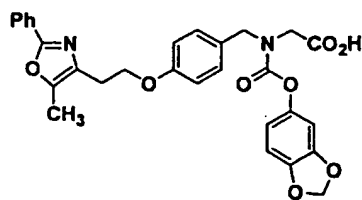
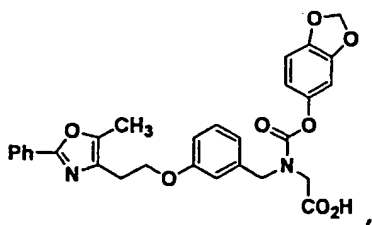


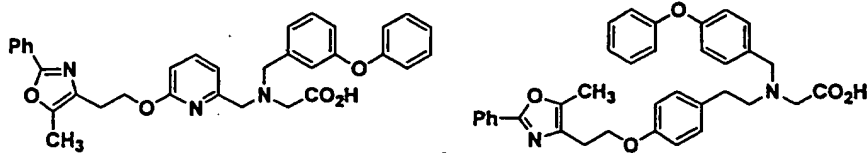
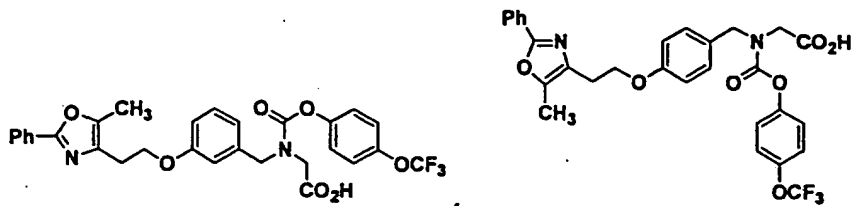


5

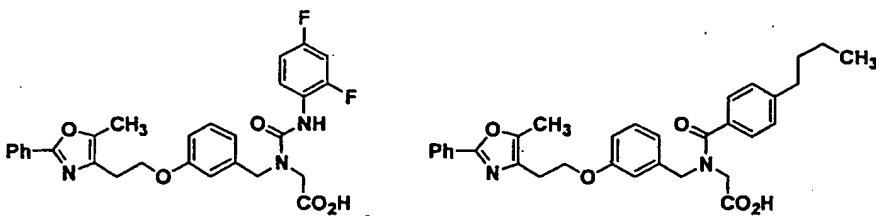
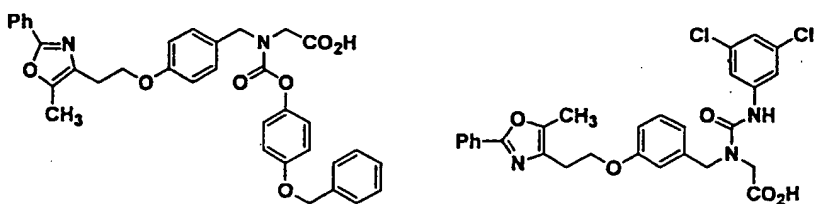


10

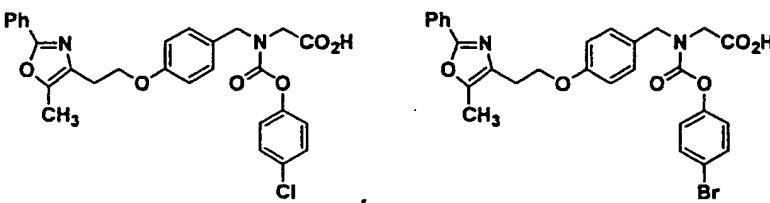
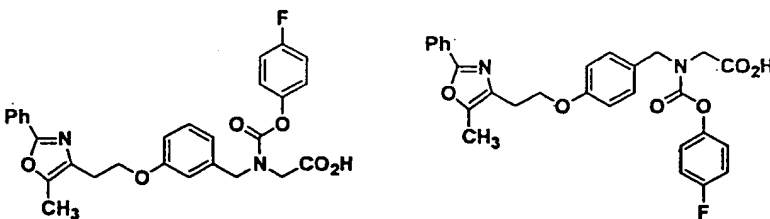


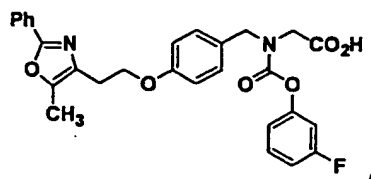
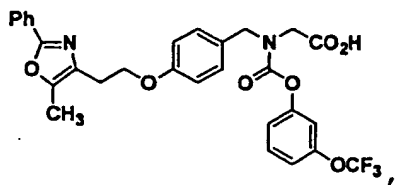
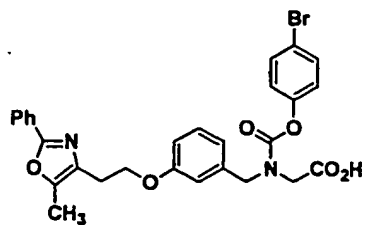


5

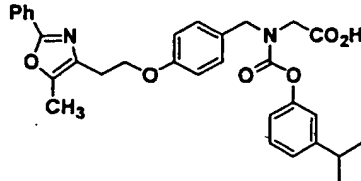
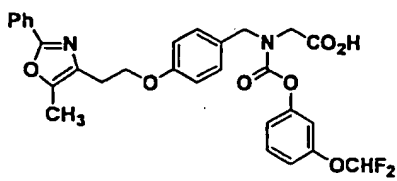
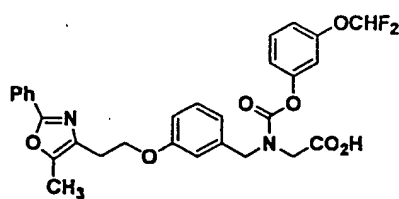
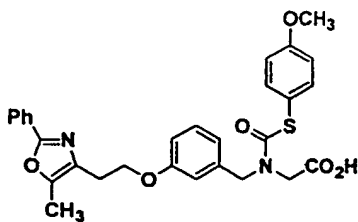
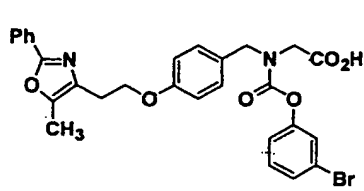
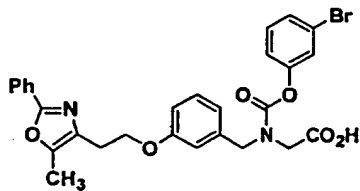
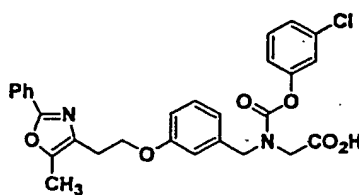
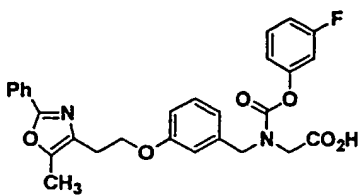


10



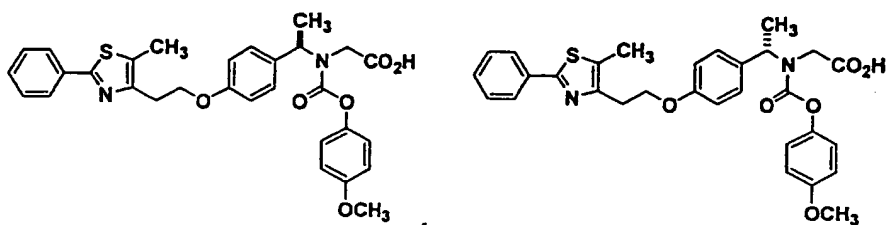
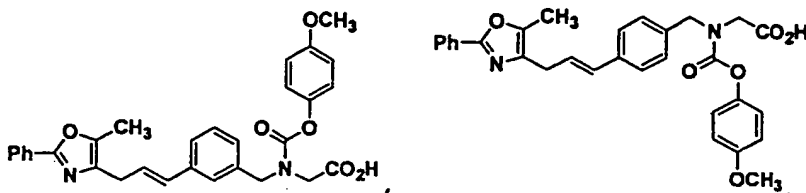
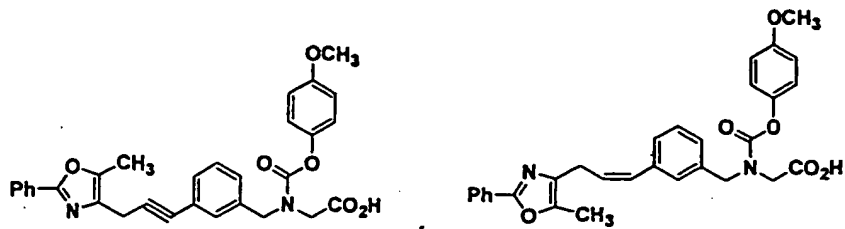


5

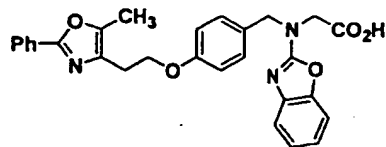
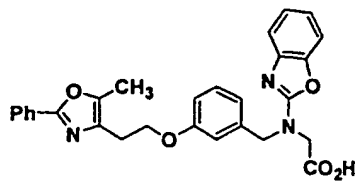
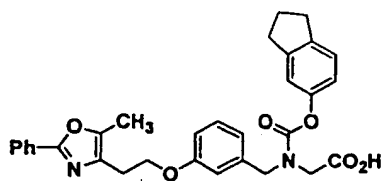
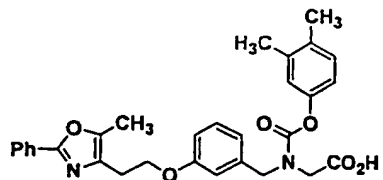
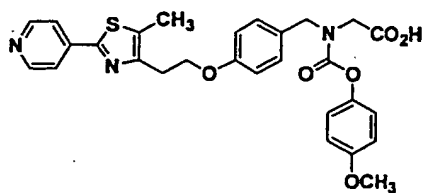


10

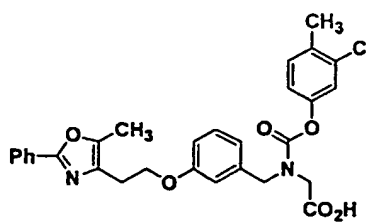
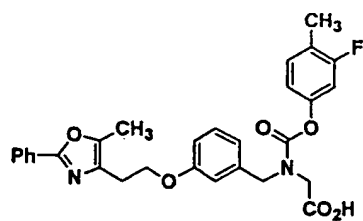
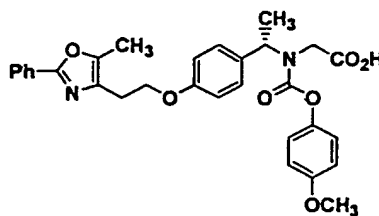
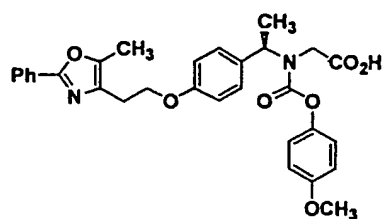
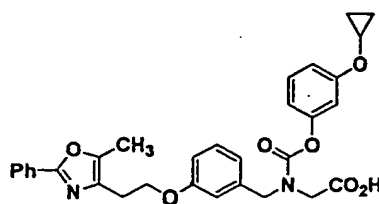
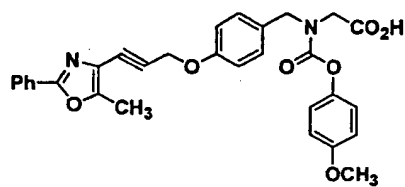
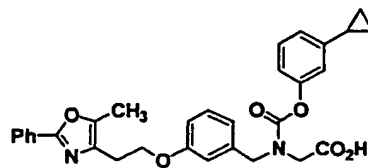
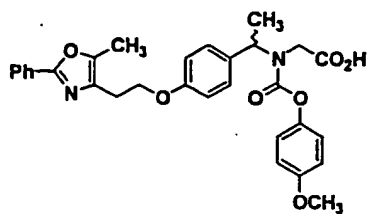
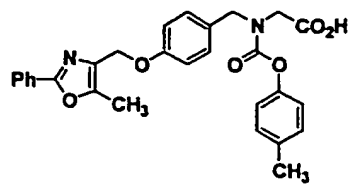
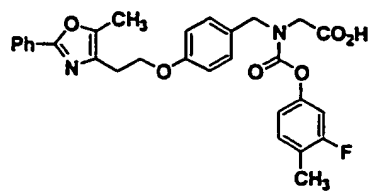




5



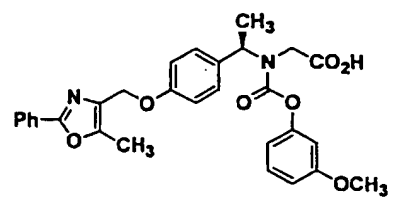
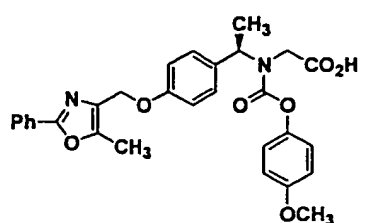
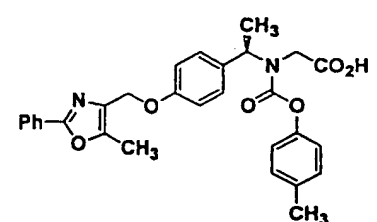
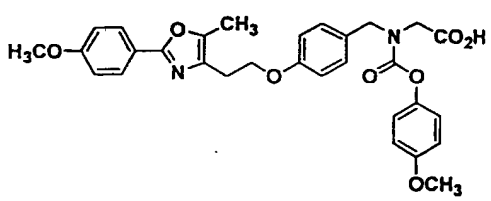
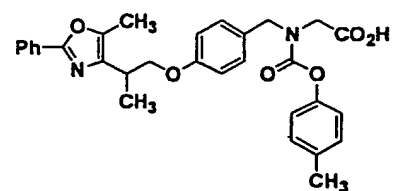
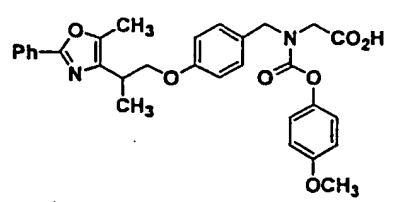
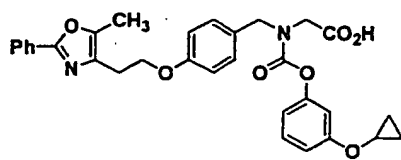
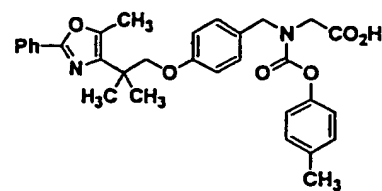
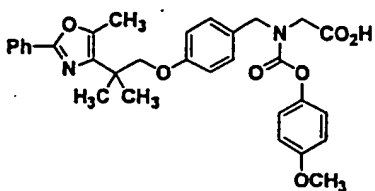
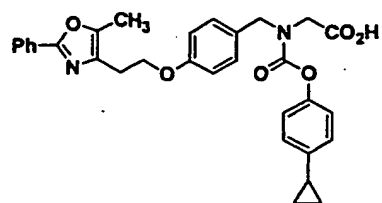
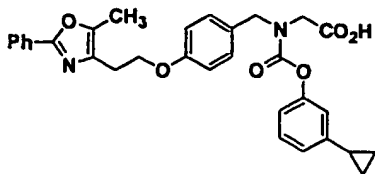
10

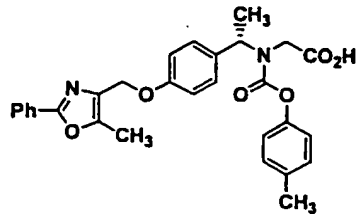
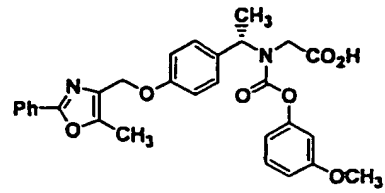
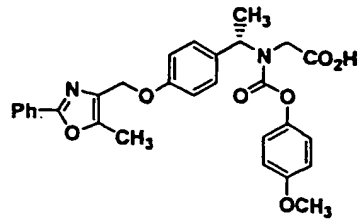


5

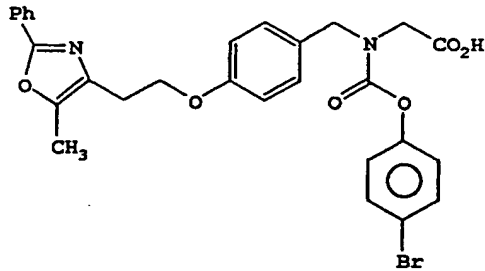




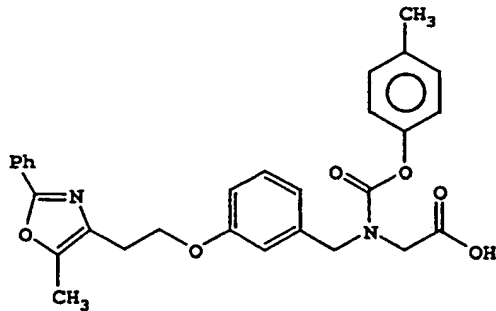




21. The compound as defined in Claim 1 having the  
5 structure

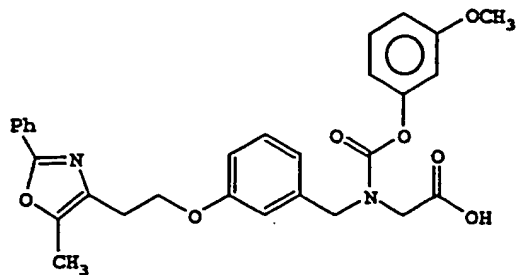


22. The compound as defined in Claim 1 having the  
structure

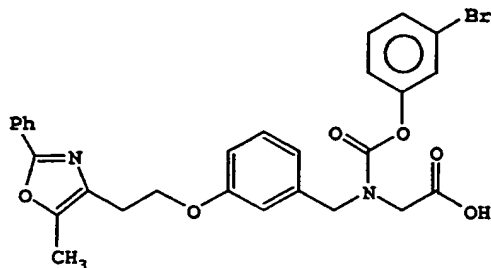


10

23. The compound as defined in Claim 1 having the  
structure

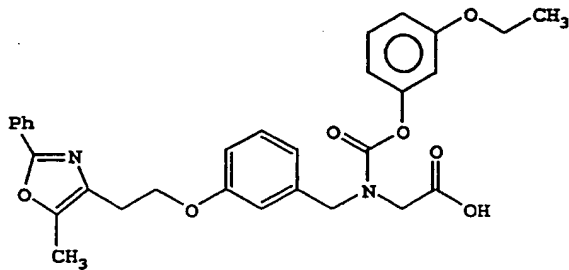


24. The compound as defined in Claim 1 having the structure



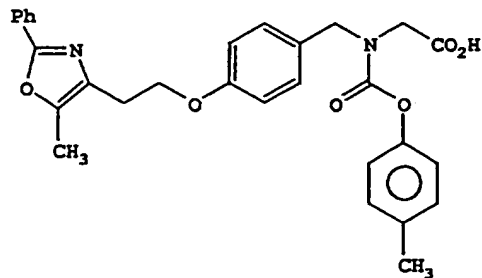
5

25. The compound as defined in Claim 1 having the structure

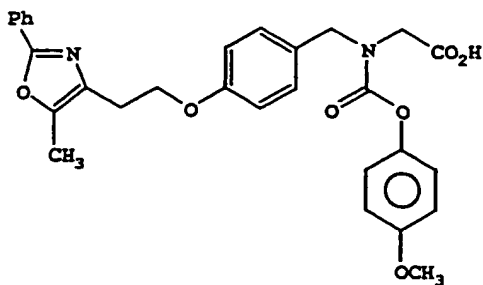


10

26. The compound as defined in Claim 1 having the structure

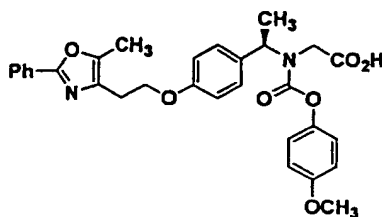


27. The compound as defined in Claim 1 having the structure



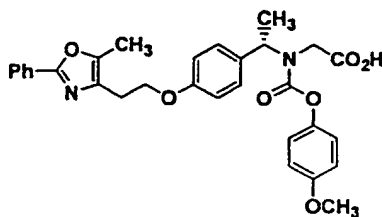
5

28. The compound as defined in Claim 1 having the structure

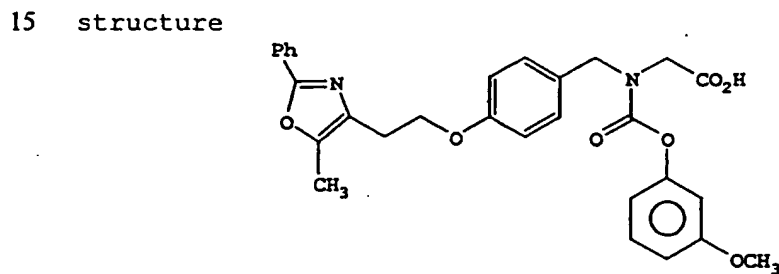


10

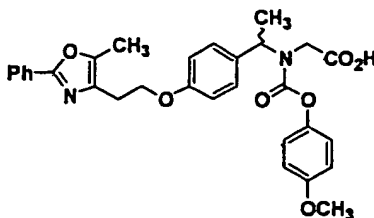
29. The compound as defined in Claim 1 having the structure



30. The compound as defined in Claim 1 having the structure

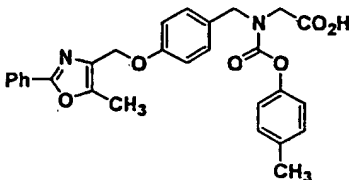


31. The compound as defined in Claim 1 having the structure



5

32. The compound as defined in Claim 1 having the structure



10 33. A pharmaceutical composition comprising a compound as defined in Claim 1 and a pharmaceutically acceptable carrier therefor.

34. A method for lowering blood glucose levels which comprises administering to a patient in need of  
15 treatment a therapeutically effective amount of a compound as defined in Claim 1.

35. A method for treating diabetes which comprises administering to a patient in need of treatment  
20 a therapeutically effective amount of a compound as defined in Claim 1.

36. A method for treating a premalignant disease, an early malignant disease, a malignant disease, or a dysplastic disease, which comprises administering to a patient in need of treatment a therapeutically effective  
25 amount of a compound as defined in Claim 1.

37. A pharmaceutical combination comprising a compound as defined in Claim 1 and a lipid-lowering agent, an antidiabetic agent, an anti-obesity agent, an

antihypertensive agent, a platelet aggregation inhibitor, and/or an antiosteoporosis agent.

38. The pharmaceutical combination as defined in Claim 37 comprising said compound and an antidiabetic agent.

39. The combination as defined in Claim 38 wherein the antidiabetic agent is 1, 2, 3 or more of a biguanide, a sulfonyl urea, a glucosidase inhibitor, a PPAR  $\gamma$  agonist, a PPAR  $\alpha/\gamma$  dual agonist, an SGLT2 inhibitor, a DP4 inhibitor, an  $\alpha$ P2 inhibitor, an insulin sensitizer, a glucagon-like peptide-1 (GLP-1), insulin and/or a meglitinide.

40. The combination as defined in Claim 39 wherein the antidiabetic agent is 1, 2, 3 or more of metformin, glyburide, glimepiride, glipryride, glipizide, chlorpropamide, gliclazide, acarbose, miglitol, pioglitazone, troglitazone, rosiglitazone, insulin, G1-262570, isaglitazone, JTT-501, NN-2344, L895645, YM-440, R-119702, AJ9677, repaglinide, nateglinide, KAD1129, AR-HO39242, GW-409544, KRP297, AC2993, LY315902, P32/98 and/or NVP-DPP-728A.

41. The combination as defined in Claim 38 wherein the compound is present in a weight ratio to the antidiabetic agent within the range from about 0.001 to about 100:1.

42. The combination as defined in Claim 37 wherein the anti-obesity agent is a beta 3 adrenergic agonist, a lipase inhibitor, a serotonin (and dopamine) reuptake inhibitor, a thyroid receptor agonist, an  $\alpha$ P2 inhibitor and/or an anorectic agent.

43. The combination as defined in Claim 42 wherein the anti-obesity agent is orlistat, ATL-962, AJ9677, L750355, CP331648, sibutramine, topiramate, axokine, dexamphetamine, phentermine, phenylpropanolamine, and/or mazindol.

44. The combination as defined in Claim 37 wherein the lipid lowering agent is an MTP inhibitor, an HMG CoA

reductase inhibitor, a squalene synthetase inhibitor, a fibric acid derivative, an upregulator of LDL receptor activity, a lipoxygenase inhibitor, or an ACAT inhibitor.

45. The combination as defined in Claim 44 wherein  
5 the lipid lowering agent is pravastatin, lovastatin, simvastatin, atorvastatin, cerivastatin, fluvastatin, itavastatin, visastatin, fenofibrate, gemfibrozil, clofibrate, avasimibe, TS-962, MD-700, cholestagel, niacin and/or LY295427.

10 46. The combination as defined in Claim 44 wherein the compound is present in a weight ratio to the lipid-lowering agent within the range from about 0.001:1 to about 100:1.

47. The combination as defined in Claim 37 wherein  
15 the antihypertensive agent is an ACE inhibitor, angiotensin II receptor antagonist, NEP/ACE inhibitor, calcium channel blocker and/or  $\beta$ -adrenergic blocker.

48. The combination as defined in Claim 47 wherein  
20 the antihypertensive agent is an ACE inhibitor which is captopril, fosinopril, enalapril, lisinopril, quinapril, benazepril, fentiapril, ramipril or moexipril; an NEP/ACE inhibitor which is omapatrilat, [S[(R\*,R\*)]-hexahydro-6-[(2-mercapto-1-oxo-3-phenylpropyl)amino]-2,2-dimethyl-7-oxo-1H-azepine-1-acetic acid (gemopatrilat) or CGS 30440;  
25 an angiotensin II receptor antagonist which is irbesartan, losartan or valsartan;

amlodipine besylate, prazosin HCl, verapamil, nifedipine, nadolol, propranolol, carvedilol, or clonidine HCl.

30 49. The combination as defined in Claim 37 wherein the platelet aggregation inhibitor is aspirin, clopidogrel, ticlopidine, dipyridamole or ifetroban.

50. A method for treating insulin resistance, hyperglycemia, hyperinsulinemia, or elevated blood levels  
35 of free fatty acids or glycerol, hyperlipidemia, obesity, hypertriglyceridemia or atherosclerosis which comprises administering to a mammalian species in need of treatment

a therapeutically effective amount of a pharmaceutical combination as defined in Claim 43.

5 51. A method for treating irritable bowel syndrome, Crohn's disease, gastric ulceritis or osteoporosis, or psoriasis, which comprises administering to a mammalian species in need of treatment a therapeutically effective amount of a compound as defined in Claim 1.

10 52. The method as defined in Claim 36 wherein the disease is a liposarcoma or an epithelial tumor.

53. The method as defined in Claim 52 wherein the epithelial tumor is a tumor of the breast, prostate, colon, ovaries, stomach or lung.

15 54. The method as defined in Claim 36 wherein the disease is ductal carcinoma in situ of the breast, lobular carcinoma in situ of the breast, fibroadenoma of the breast, or prostatic intraepithelial neoplasia.



INTERNATIONAL SEARCH REPORT

Int'l Application No  
PCT/US 00/25710

<b>A. CLASSIFICATION OF SUBJECT MATTER</b> IPC 7 C07D263/32 C07D263/58 C07D277/24 C07D495/04 C07D417/04 C07D413/14 C07D413/12 C07D417/12 A61K31/421 A61K31/426 A61K31/4439 A61P3/10 A61P3/06		
According to International Patent Classification (IPC) or to both national classification and IPC		
<b>B. FIELDS SEARCHED</b> Minimum documentation searched (classification system followed by classification symbols) IPC 7 C07D A61K A61P		
Documentation searched other than minimum documentation to the extent that such documents are included in the fields searched		
Electronic data base consulted during the international search (name of data base and, where practical, search terms used) EPO-Internal, WPI Data, BEILSTEIN Data, CHEM ABS Data		
<b>C. DOCUMENTS CONSIDERED TO BE RELEVANT</b>		
Category *	Citation of document, with indication, where appropriate, of the relevant passages	Relevant to claim No.
X	WO 97 31907 A (GLAXO GROUP LIMITED) 4 September 1997 (1997-09-04) the whole document	1-54
X	COBB J E ET AL: "N-(2-Benzoylphenyl)-L-tyrosine PPAR gamma agonists. 3. Structure-activity relationship and optimization of the N-aryl substituent" JOURNAL OF MEDICINAL CHEMISTRY, vol. 41, no. 25, 3 December 1998 (1998-12-03), pages 5055-5069, XP002156427 the whole document	1-54
X	WO 99 46232 A (ONO PHARMACEUTICAL CO., LTD.) 16 September 1999 (1999-09-16) the whole document	1-54
	-/-	
<input checked="" type="checkbox"/> Further documents are listed in the continuation of box C. <input checked="" type="checkbox"/> Patent family members are listed in annex.		
* Special categories of cited documents :		
*A* document defining the general state of the art which is not considered to be of particular relevance *E* earlier document but published on or after the international filing date *L* document which may throw doubts on priority claim(s) or which is cited to establish the publication date of another citation or other special reason (as specified) *O* document referring to an oral disclosure, use, exhibition or other means *P* document published prior to the international filing date but later than the priority date claimed		*T* later document published after the international filing date or priority date and not in conflict with the application but cited to understand the principle or theory underlying the invention *X* document of particular relevance; the claimed invention cannot be considered novel or cannot be considered to involve an inventive step when the document is taken alone *Y* document of particular relevance; the claimed invention cannot be considered to involve an inventive step when the document is combined with one or more other such documents, such combination being obvious to a person skilled in the art. *&* document member of the same patent family
Date of the actual completion of the international search  2 January 2001		Date of mailing of the international search report  15/01/2001
Name and mailing address of the ISA European Patent Office, P.B. 5818 Patentlaan 2 NL - 2280 HV Rijswijk Tel. (+31-70) 340-2040, Tx. 31 651 epo nl, Fax (+31-70) 340-3016		Authorized officer  Allard, M

INTERNATIONAL SEARCH REPORT

Intel Patent Application No  
PCT/US 00/25710

C.(Continuation) DOCUMENTS CONSIDERED TO BE RELEVANT		
Category *	Citation of document, with indication, where appropriate, of the relevant passages	Relevant to claim No.
P, X	WO 00 08002 A (GLAXO GROUP) 17 February 2000 (2000-02-17) the whole document	1-54

INTERNATIONAL SEARCH REPORT  
 Information on patent family members

International Application No  
 PCT/US 00/25710

Patent document cited in search report	Publication date	Patent family member(s)	Publication date
WO 9731907 A	04-09-1997	AP 780 A	22-11-1999
		AU 717699 B	30-03-2000
		AU 2093597 A	16-09-1997
		BG 102792 A	31-08-1999
		BR 9707786 A	27-07-1999
		CA 2247443 A	04-09-1997
		CN 1218460 A	02-06-1999
		CZ 9802750 A	13-01-1999
		EP 0888317 A	07-01-1999
		HR 970110 A	30-04-1998
		JP 2000507216 T	13-06-2000
		NO 983940 A	27-10-1998
		PL 328871 A	01-03-1999
		SK 116398 A	13-04-1999
WO 9946232 A	16-09-1999	AU 3275999 A	27-09-1999
WO 0008002 A	17-02-2000	AU 5731099 A	28-02-2000